



European
Commission

THE FACILITY FOR REFUGEES IN TURKEY

THE FACILITY RESULTS FRAMEWORK MONITORING REPORT No. 10

December 2022

RESULTS ACHIEVEMENT PROGRESS
(As of 30 June 2022)

This document has been prepared with the support of:

SUMAF

Technical Assistance to Support the Monitoring of
Actions Financed under the Facility for Refugees
in Turkey (Facility)

This project is implemented
by the consortium led by



Table of Contents

Acronyms and Abbreviations	ii
A. Executive Summary.....	1
B. Introduction	8
C. Methodology	13
D. Results Achievement Progress.....	14
1. Education.....	15
2. Health.....	26
3. Protection.....	36
4. Basic Needs.....	41
5. Livelihoods.....	46
6. Municipal Infrastructure	57
7. Migration Management.....	61
8. Cross-cutting	62

This page has been deliberately left blank.

Acronyms and Abbreviations

ANC	Antenatal care
BPG	Bilingual Patient Guide
C-ESSN	Complementary - Emergency Social Safety Net
CCTE	Conditional Cash Transfer for Education
ECE	Early Childhood Education
EMHC	Extended Migrant Health Centre
ESSN	Emergency Social Safety Net
FMR	Facility Monitoring Report
GER	Gross Enrolment Rate
GoT	Government of Türkiye
HC	Host Community
HIP	Humanitarian Implementation Plan
IFRC	International Federation of Red Cross and Red Crescent Societies
IP	Implementing Partner
İŞKUR	Turkish Employment Agency
JVC	Job Vocational Counsellor
KOSGEB	Small and Medium Enterprises Development Organization of Türkiye
LCSI	Livelihoods Coping Strategy Index
MEB	Minimum Expenditure Basket
MHC	Migrant Health Centre
MHPSS	Mental Health and Psycho-Social Support
MHU	Migrant Health Unit
MoFSS	Ministry of Family and Social Services
MoH	Ministry of Health
MoIT	Ministry of Industry and Technology
MoNE	Ministry of National Education
NGO	Non-Governmental Organisation
OJT	On-the-Job-Training
OoSC	Out of School Children
PDM	Post-Distribution Monitoring
PDMM	Provincial Directorate of Migration Management
PEC	Public Education Centre
PHC	Primary health care
PIKTES	Promoting Integration of Syrian Kids into Turkish Education System
PMM	Presidency of Migration Management
PNC	Postnatal care
PSS	Psycho-Social Support
PTR	Physical Therapy and Rehabilitation
PuIP	Persons under International Protection
Qtr	Quarter
rCSI	Reduced Coping Strategy Index
RF	Results Framework
SHC	Secondary health care
SHIFA	Strengthening Health Care Infrastructure for All
SIHHAT	Supporting Migrant Health Services in Turkey (SIHHAT-II)
SRH	Sexual and Reproductive Health
SSC	Social Service Centre
SuTP	Syrians under Temporary Protection
TESK	Tradesmen and Artisans Confederation of Türkiye
TOBB	The Union of Chambers and Commodity Exchanges of Türkiye
TRC	Turkish Red Crescent (Kızılay in Turkish)
TUBITAK	The Scientific and Technological Research Council of Türkiye
TUIK	Turkish Statistical Institute

TVET	Technical and Vocational Education and Training
UNHCR	United Nations High Commissioner for Refugees
UNICEF	United Nations Children's Fund
VEC	Vocational Education Centre
VTHS	Vocational and Technical High School

A. Executive Summary

This is the tenth biannual Facility Monitoring Report (FMR) produced to inform stakeholders of the progress made to-date by the Facility for Refugees in Turkey ('the Facility') since its' start in 2016¹. The report presents the overall level of progress made in achieving the objectives set out in the Facility's Results Framework². The performance monitoring framework consists of a results chain composed of 35 results and 121 indicators, 68 of which indicate Facility output achievement and 45 indicate outcome achievement (the remaining 8 indicating overall impact achievement). Whilst the FMR systematically reports on the available data for all indicators it also combines this data with other data and associated analysis conducted by other reputable institutions which are also involved in supporting the responses to the presence of refugees in Türkiye³. Quantitative data is also combined with qualitative data obtained from in-depth reviews of the performance of Facility-funded Actions and from other Facility monitoring activities.

The total number of Actions in the Facility's portfolio - including both currently active and completed ones - is 138⁴. Of these, 93 are/were managed through the humanitarian strand and 45 through the development strand of the Facility. By June 2022, the Facility monitoring system had managed data from 127 Actions.

Developments in the Facility's context

Although Türkiye's economic performance during 2021 was positive in terms of growth, the rate of inflation continued to rise sharply causing greater levels of downward pressure on living standards for people on fixed incomes⁵. The positive post-COVID 'bounce-back' in terms of economic activity in 2021 - which has continued into the first half of this year - led to an increase in demand for labour. Some three million jobs were reportedly regained between November 2020 and November 2021 causing the level of formal employment to exceed its pre-pandemic value. Whilst informal employment reportedly didn't grow at the same rate, more jobs became available for refugees (the vast majority of whom work in the informal sector). The net result of this is that in the high-refugee-concentration provinces (the areas of focus for the Facility's support) informal jobs were available to refugees but their incomes were not able to keep up with inflation. Despite the substantial mitigation effect of the Facility's cash-transfer programmes, the ability of families to meet their basic needs is declining and consequently their use of negative coping strategies is increasing.

According to Action implementing partners (IPs) and refugees, the first six months of this year have witnessed a further deterioration in the level of social cohesion between the refugee and host communities in many places (particularly in the high-refugee-concentration provinces). Whilst it is no surprise in a pre-election year that many media organizations and commentators are blaming the presence of the refugees as the reason for the recent economic turbulence, it is particularly worrying that many Syrian refugees report that the situation has significantly worsened within their children's schools and in local neighbourhoods and even between neighbours. A climate of fear appears to be growing within the refugee community as incidents of abuse and violence increase and the refugees fear taking any such issue or dispute to the police.



Education

Courses and psycho-social support: Activities associated with the provision of primary and secondary-level education services have made good progress against indicator targets, enhancing the quality of refugee participation in and preparation for integrated education. There is a need for better data on the effectiveness of learning activities and their connection with improved enrolment, transition and participation in formal education so that activities can be adapted to provide services efficiently.

Material and financial assistance: An additional 40,000 students benefitted from the Conditional Cash Transfer for Education (CCTE) programme in the first half of 2022 bringing the total number of beneficiaries to approximately 800,000 since the start of the Facility. The Facility has provided scholarships to 29,340 children and young adults attending technical or vocational institutions or higher education, with 2,159 students supported during the first two quarters of 2022. Furthermore, an additional 260,000 children received school stationery and learning materials support during the

1 For reasons of brevity this report uses the term 'refugee' to refer to both Syrians under Temporary Protection (SuTPs) and Persons under International Protection (PuIP). The Government of Türkiye (GoT) does not accept the use of the term 'refugee' to refer to SuTPs or PuIPs. The report uses the term 'Syrian refugees' to refer to SuTPs.

2 Link: [Facility's Results Framework](#)

3 In line with the request of the Republic of Türkiye regarding the use of the country's new official name in English, this document uses the name "Türkiye" instead of "Turkey" in English. This administrative change is limited to the nomenclature used in EU documents, does not have a retroactive effect, and entails no legal consequences. This approach is without prejudice to the nomenclature used by Member States.

4 The Facility's portfolio of Actions is continuously changing as some Actions are completed, new ones are started and some existing ones have their lifetimes extended.

5 The 2021 rate of GDP growth was reported as approximately 11% (source: Regional Economic Prospects. May 2022. EBRD).

first half of 2022. There appears to be quite a significant level of unmet demand for free transportation services from refugee parents which needs to be carefully assessed in order to help encourage new student enrolment and to ensure student retention in school (especially for older children) as the current level of service provision is still much lower than the pre-pandemic level.

Education staffing: Almost 16,000 staff were either employed or remunerated with Facility support at the end of Qtr 2 of 2022. Over 21,000 staff were trained in the first half of this year. An average of about six days of training was provided per trainee which is a significant amount. The Facility targets have been consistently achieved or overachieved for the number of staff trained and the number of training days provided.

Education infrastructure: The construction of schools and other learning facilities is significantly behind schedule - reportedly due to a combination of extended procurement processes, challenges identifying sites and obtaining construction permits, construction materials supply problems and capacity constraints at the Ministry of National Education. A total of 132 facilities have been completed to-date against a target of 411. Action implementing partners report the need for no-cost time extensions and expect to complete fewer structures than planned because of significant increases in construction costs relative to general price inflation.

Educational access and retention: Although the number of enrolled students declined slightly from 741,678 (Qtr 3 2021) to 739,652 (Qtr 1 2022) the overall level of progress made since the start of the Facility in terms of facilitating increased levels of refugee children's access to education has been good, despite the challenges of school closures during COVID-19 and the resulting learning losses. Almost 11% of enrolled refugee children were of non-Syrian nationality, indicating a high level of access to education for this population. Intensified efforts will be required to engage with children who are currently out-of-school and the rate of enrolment increase may be slower in the future.

Vocational and higher education: During the first half of 2022, a total of 2,461 students completed vocational education courses, bringing the total number of course graduates to-date to 6,170. Women accounted for 55% of the graduates and 45% of the total were Syrian refugees whilst 5% were non-Syrian refugees. Several Actions are currently supporting improved access to vocational education and as their courses are ongoing a significant increase is expected in the completion numbers in the coming year.

Pre-school education: The latest data reported to the Facility indicates that 13% of refugee children enrolling in first grade had previously attended a pre-school education course. Whilst being an encouraging result (it is much higher than the value for host-community children) still only a very low proportion of refugee children attend pre-school classes due to the costs involved.

Enrolment and quality of service: Overall, good progress has been made in terms of the numbers of refugee children enrolled at primary and lower secondary levels, with significant increases in the proportion of children enrolled in grades 1-8. The proportion of refugee children in school is greater and the proportion of out-of-school children is smaller than it has been since enrolment data began to be collected for refugees, demonstrating the effectiveness of the Government of Türkiye's work supported by the Facility. However, there has been a significant drop in the proportion of upper-secondary-aged students enrolled in school. This is partially the result of the removal of inactive students from the Ministry of National Education's (MoNE) distance education rolls but also appears to be due to increasing levels of dropouts of older students from school for both economic and social cohesion reasons.

Overall progress for most outputs is rated as good with high levels of attainment to-date for most of the established targets with the exception of school-building and refurbishment where progress continues to be slow. Catch-up and back-up teaching is progressing well although it is not clear to what extent all those students needing additional Turkish language classes are obtaining them. There is a high level of interest amongst Syrian refugee parents to have more Arabic teaching. The number of students supported (and target achievement levels) with vocational education courses is low. Greater efforts also need to be made in terms of the number of children benefitting from early childhood education. Refugee parents consistently express satisfaction with the quality of the academic side of their children's schooling, but there are increasing reports of what appears to be declining levels of social cohesion between refugee and host community students in many schools, associated with widespread perceptions of unfair or discriminatory treatment by some school staff towards the refugee children.



Health

Primary healthcare (PHC) services: The delivery of PHC services has been progressing well in terms of the number of Migrant Health Centres (MHCs), Migrant Health Units (MHUs) and consultations delivered. The number of PHC consultations provided to refugees shows a steady increase reaching 76% of the target. Approximately 3.4 million consultations were delivered in the first half of this year which is almost double the number compared to the last two quarters of 2021 (almost 1.9 million) and 13% above the quarterly average over the life of the Facility. This would seem to indicate a return of refugees to their pre-COVID-19 pandemic health services consumption patterns. During the first half of 2022, an

additional 885,123 vaccination doses were provided to refugee children bringing the total to approximately 7.2 million vaccination doses since the start of the Facility.

Secondary healthcare (SHC) services: The level of supply of secondary healthcare services to refugees increased to almost 4.5 million consultations for the first half of 2022, compared to 2.4 million over the previous six months, indicating a return to pre-pandemic levels. As 98% of the consultations were provided to Syrian refugees and only 2% to non-Syrian refugees it would appear that there are issues for non-Syrian refugees in gaining access to SHC services.

Healthcare staffing: Whilst good progress has been made in recruiting healthcare staff for SIHHAT II, in many occupational categories, significant challenges remain – particularly with regard to specialist doctors, dentists, psychologists and social workers. Whilst the overall number of Facility-supported healthcare staff has continued to increase, there are challenges with recruiting and retaining doctors to work in some of the MHCs⁶. Progress with the training of healthcare staff has been disappointing to-date due to problems experienced by SIHHAT II in its procurement of external training providers.

Infrastructure development: Overall progress in terms of health infrastructure development is still very modest with only one of the two constructed hospitals now fully operational, no change in the number of facilities upgraded and the new health facility construction completion-rate only marginally increasing. This is due to a number of project planning and procurement challenges experienced by the SHIFA Action, some of which are related to the currently challenging macro-economic conditions in the country. A planned revision of that part of the Facility's monitoring system which covers infrastructure construction stages should enable the progress made in early-stage construction work to be better reflected in future FMRs.

Health awareness-raising and education: The MoH significantly increased its level of outreach and health literacy work to refugees in mid-2021. Approximately 74,000 refugees were reached through outreach work conducted by SIHHAT II in the first half of the year, indicating that this area of service provision, conducted by the MHC-based mobile teams, is now operating at a higher level of capacity. According to SIHHAT reports over 1,200 health literacy trainings were conducted at the extended and regular MHCs but only about 8,000 refugees benefitted from these, suggesting that the level of activity appears to still be relatively low in relation to the need. There is therefore an urgent need to increase the overall level of effort in this critical area.

Accessibility to health services: Although there is a gradual downward trend in the average number of refugees served per MHU as reported by the MoH, this value may rise in the future with the natural population growth of the refugee population. Some provinces with significant refugee populations continue to have low levels of provision of PHC services via the MHCs (and therefore MHUs). The upward trends in the ratios of doctors and hospital beds to the population in high-refugee-provinces are marginal but positive.

The last survey data available (Qtr 3 2020) found that the proportion of refugee women expressing an unmet need for reproductive health services was 37% which is a significant drop from the baseline value of 46% but still far from the ambitious target of 20%. Approximately 60,000 refugee children completed the national vaccination programme during the last six months which is 15,000 higher than the previous six months. No data is available on patient satisfaction levels as SIHHAT's delayed pre-survey has not yet been completed (results are expected for the next FMR).

Health literacy and health-seeking behaviour: The challenges faced by the MoH (with support from the Facility) in significantly increasing the level of health literacy of the refugee population are great. The last SIHHAT I post-survey (conducted in 2022) showed that the indicator had risen only 6% since the start of the Facility. The latest data for the average health literacy level of the refugee population will come from the SIHHAT II pre-survey which is currently being conducted. The results are expected by early 2023 and will be reported in the next FMR.

Overall good progress is being made in terms of primary and secondary healthcare services provision. Challenges continue to be experienced however in the recruitment and deployment of certain types of health professional and in the training of healthcare staff in aspects related to the provision of health services to refugees. Relatively slow progress is also being made in the construction and refurbishment of healthcare facilities. Whilst the mobile health units and outreach activities are progressing well there is a need for increased efforts in the area of health awareness-raising and in improving health literacy amongst the refugee communities. Refugees are usually very satisfied with the quality of healthcare provided although insufficient time spent by doctors with patients in MHCs (and insufficient information provision) and insufficiency of translation services in some hospitals continue to be significant issues.

⁶ This includes problems with obtaining agreement from some Syrian doctors to relocate to provinces or towns which are far from their homes and where they do not have any support networks.



Protection

Refugee awareness-raising: Over 1.4 million individuals (90% of whom were Syrian refugees) had participated in supported group awareness-raising and information provision activities by the end of June 2022 – a 57% increase over the number reported in the last FMR. Just over two-thirds of these activities covered information-provision on social services/entitlements whilst 21% covered refugees' legal rights and responsibilities. Due to the regulatory changes relating to the registration of Syrians under Temporary Protection (SuTPs) as well as the address verification exercise (which affected all refugees) the need for information provision/awareness raising increased for both Syrian and non-Syrian communities in the first half of this year. It is noteworthy that there was a major increase in the number of non-Syrian participants in these activities.

Refugee referrals to protection services: From the start of Facility support to-date over 3.4 million protection cases have been identified and assessed, and more than 1.2 million referrals have been made for over one million refugees. During the first half of 2022 just over 173,000 refugees were identified, of whom 83% were assessed as 'under protection risk'. Thirty-six percent of the newly identified cases were assessed as having difficulties accessing services (most of them linked to the deactivation of the refugees' IDs due to the address verification exercise), followed by child-at-risk cases (24%). Almost three-quarters of the external referrals were made to governmental services. Protection services was the main area (31%) where refugees needed external specialised services (provided by both GoT and NGOs), followed by education (21%) which has been increasing steadily since the pandemic due to the number of children who are either out-of-school or who are in danger of dropping out.

Protection services provision to refugees: As of June 2022, over 2.4 million refugees (86% of whom were Syrian) had benefited from more than 4.1 million protection sessions provided by the IPs. Just over half (54%) of the sessions provided were in response to the need for Individual Protection Assistance (IPA) - mostly relating to translation and transportation support, and cash for protection (provided by UNHCR). IPA services were provided to those refugees who had problems accessing services. Information counselling (22%) and legal assistance (12%) were still the protection services most needed by the refugees. Furthermore, a significant increase was recorded in the delivery of psycho-social support (PSS) sessions. Action IPs report that there is a general environment of fear among the refugees of being deported which is linked to the recent regulatory changes on SuTP registration and the address verification exercise, combined with increased levels of anti-refugee sentiment and coverage by the media.

GoT capacity-strengthening: The Presidency of Migration Management (PMM) and the Ministry of Family and Social Services (MoFSS) continued to receive institutional capacity support from the Facility during the first half of this year. The CCTE programme includes support to Social Service Centres (SSCs) in 14 provinces - including staffing and training. The Facility has continued to provide institutional support to the Provincial Directorate of Migration Management (PDMMs) in 61 provinces through the UNHCR-implemented Action. With an overall total of 649 staff employed, the target for GoT staff employment support has been achieved. No change was recorded in the number of SSCs upgraded during the first half of this year although as work proceeded with the procurement processes, this indicator should show progress in the next FMR. Good progress however, was made in the amount of training provided to GoT staff in the MoFSS and PMM with an additional approximately 1,500 staff trained in the first half of the year.

Access to protection/social assistance services: To-date over 5.6 million refugee registration record updates have been conducted by the PMM with the support of Facility-supported staff hired to support the PDMMs. The number of registration record updates conducted in the first half of the year is 35% higher than that of the previous six months – due to more staff being deployed and the return of the supported PDMMs to their full working capacities following the COVID-19 pandemic. IP-conducted satisfaction surveys indicate that on average 91% of the refugee respondents reported being satisfied with the service received. No new survey data has become available to the Facility monitoring system on refugees' reported level of ease of access to government services. The data for the indicator from the Inter-agency Protection Sector Needs Assessment (Round 6) is expected to be available for the next FMR.

In summary, progress has continued to be good with generally slightly higher levels of service provision compared to the previous reporting period. The twin factors of the significant deterioration in refugees' ability to maintain their previous living standards in the current economic climate and the recent address verification exercise of the PMM (combined with some recent policy changes relating to maximum refugee numbers in certain neighbourhoods) have led to a large increase in the demand for certain types of protection services such as information provision, registration document updating and legal services support. The proportion of referrals conducted related to children at risk (mostly related to school dropouts) has also increased. The new Action providing institutional capacity-building support to the MoFSS's social protection services in selected provinces is delayed in its implementation and is still not fully up to speed although some new Social Service Centres have been quickly established with Facility support.



Basic Needs

Regular and one-off resource transfer provision: By the end of Qtr 2 of 2022, over 1.8 million refugees were receiving unconditional regular cash transfers through the ESSN (80%) and C-ESSN (20%) programmes (91% target achievement). A decrease in the assisted refugee population was observed in the first half of 2022 due to the address verification process undertaken by the Ministry of the Interior (MoI) which led to some suspensions of IDs. In order to address the impact of accelerating inflation in Türkiye, both the ESSN and C-ESSN programmes provided additional assistance in the form of one-off cash transfers in May 2022. They also increased their monthly transfer values in June 2022.

Resource transfer system efficiency: No new data is available on beneficiary satisfaction levels with the ESSN and C-ESSN programmes. The Actions' satisfaction surveys are planned for the end of 2022. Secondly, the latest data on cash transfer delays (an indicator of system efficiency) continues to show a smooth-running system from the point of approval of an application to the point of receipt of the first cash transfer.

Refugee ability to meet basic needs: As a result of the prevailing macro-economic conditions in the country, refugees have been facing major increases in their cost of living. The proportion of ESSN beneficiary households which couldn't cover their monthly basic needs stood at 64% (54% for non-ESSN beneficiaries). The evidence suggests that fewer and fewer households are able to cover their basic needs. Although the Livelihood Coping Strategy Index (LCSI) indicator didn't show any significant deterioration, the latest Post-Distribution Monitoring (PDM) survey conducted as part of the ESSN III Action found a marked deterioration in the quantity and quality of food consumed by beneficiaries. The proportion of refugee monthly income dedicated to covering food and rent costs has increased significantly. Apart from consuming less and lower quality food, refugees are also going deeper into debt and reducing their levels of health and education expenditure.

In summary, there was a slight drop in the number of beneficiaries of the two Facility-supported cash transfer programmes (ESSN implemented by IFRC with TRC and C-ESSN implemented by the MoFSS) in the first half of the year. This was partially due to the suspension of SuTP registrations following the address-verification exercise conducted by the PMM. As good progress has been made on supporting the capacity of the PDMMs it is hoped that the ID updating will enable these suspensions to be lifted soon. The cash transfer programme continues to be implemented efficiently. The transfer values were increased in June and additional one-off transfers were made in May to help beneficiaries cope with the very negative effects of rising inflation on their ability to meet their basic needs. The limited data available on the target beneficiaries' living conditions indicates an increasing level of use of negative coping strategies such as eating less or lower quality food; using health services less; withdrawing children from school and incurring more debt.



Livelihoods

Support to employability improvement: During the second half of 2022 the total number of Syrian refugees and host community members who had registered for short-term vocational skills training courses had reached 63,388. Whilst almost 50,000 have now completed their courses some courses are ongoing. Feedback from IPs indicates an approximate retention rate of 90% (i.e. only 10% of course participants drop out before the end of the course) which is very good. The level of progress made to-date in delivering basic labour market skills (soft/life skills) training is modest (7%), due partly to the addition of some Tranche II Actions with ambitious targets. However, good progress was made with employment counselling services provision (8,103 new beneficiaries). Almost 2,300 Turkish and refugee beneficiaries obtained official certification for their skill areas in the first half of the year.

Enterprise development support: With the modest progress made during the first half of 2022 (only 210 people trained) the total number of refugee and host community beneficiaries of entrepreneurship training reached a cumulative total of 3,854. However, during the same period the total number of enterprises provided with advisory services with Facility support increased significantly (by 878) to reach 1,908. A total of 320 new enterprises were provided with financial and/or material assistance to support their establishment or expansion in the first half of the year, bringing the total to 672. A higher rate of progress is expected for the next two quarters as the relevant Actions are expected to reach their full operating capacity.

Institutional strengthening: There was moderate progress in building the capacity of employability and enterprise development institutions during the first half of 2022, with an additional 372 staff receiving a total of 1,083 days of training. The target achievement rate remained low at 28% for the number of staff trained, although the rate was somewhat better for the number of person-training-days delivered (48%).

Employer awareness-raising: Facility-supported Actions recorded significant progress during the first half of 2022 in raising awareness and in promoting the involvement of the private sector in supporting refugee employability development. During the first two quarters of the year over 2,500 private sector companies benefited from some form of

awareness-raising and capacity building support, bringing the total number of beneficiaries to 3,858 and the total achievement rate to 82%.

Employment improvement: Progress in terms of the overall results of employability support for refugees and host community members (excluding those supported via İŞKUR – see below) remained low during the first half of 2022 as only 615 individuals reported that they had found new or improved employment following participation in Facility-funded activities. This has brought the total number of beneficiaries to 7,196, representing only 21% of the Facility's target of 33,797. So far only 13% of the beneficiaries have been women, signalling a significant gender imbalance in this area. Issues have been experienced with reporting from some IPs, which, if resolved, should lead to improved progress being recorded.

Institutional support to employment: In addition to the job-creation reported above, another more than 4,700 beneficiaries found a job through İŞKUR as a result of Facility support during the first half of 2022, bringing the cumulative number reported by İŞKUR to almost 20,000. Progress in the number of refugees registered with İŞKUR with Facility support was also satisfactory, with an additional 4,170 refugees registered during the first two quarters of the year. Overall, 62,000 refugees (98% of the target) had been registered with İŞKUR through Facility-supported Actions by June 2022. Istanbul, Adana, Şanlıurfa and Gaziantep accounted for almost all the registrations.

Enterprise start-up/expansion: By the end of Qtr 2 2022 the number of enterprises established or expanded as a result of Facility support remained unchanged at 489 representing only 7% of the targeted 6,680. Although the Facility-funded Actions reported significant progress during the first half of 2022 with almost 1,500 new jobs created by these enterprises, the overall Facility achievement rate remained low at 11%. The reported six-month survival rate of supported enterprises (albeit for a small sample) was about 88%, which is good although additional information on longer-term survival rates is needed.

Improving income-generation opportunities: Although there continue to be no published data available on working-age refugee and host community member employment rates in Facility-supported provinces (as the national labour-force survey results are still awaited from Turkstat), a qualitative data collection exercise recently conducted for the Facility in four provinces found that there is a very high level of informal employment of Syrian refugees. Both the number of Syrian-owned enterprises registered with TOBB (3,240) and the number of work-permits issued to Syrians (91,492) remained unchanged during the first half of this year as no new data had become available.

In summary, whilst most Facility-supported Actions working to develop refugees' and host community members' vocational and soft skills have attained reasonable levels of target achievement, the overall numbers of beneficiaries are low in comparison to the need. Additionally, there is widespread recognition that many of the vocational courses provided have been of insufficient length and depth to make a significant difference to the trainees in terms of employment opportunities. Some good progress is being made however in the area of apprenticeships for youth. Similarly, the numbers of new or improved jobs created to-date are very low in comparison to the very great needs. Whilst İŞKUR has made good progress registering refugees and in placing them in On-the-Job training positions these are often not very aligned with the trainees' interests or ambitions and there is very little reliable data on the long-term employment benefits of this programme. Facility support to the establishment of new enterprises or the expansion of existing ones has also been very limited in comparison to the needs and opportunities. A new round of livelihoods Actions began in late 2020 and 2021 and these are expected to achieve their full potential in the coming year. A significantly greater level of Facility investment is needed – particularly in the enterprise development area.



Municipal Infrastructure

Water-supply and sanitation: As previously reported, the construction of two water supply and sanitation facilities were completed under the Facility's Tranche I funding while 33 new municipal infrastructure sub-projects were added with Tranche II funding. By the end of June 2022, all of the 33 sub-projects were in their pre-construction phase as the Tranche II Actions started in 2020 and progress was negatively affected by the COVID-19 pandemic. The average completion rate for the ongoing construction works stood at 21%.

Solid-waste management: Six solid waste management (SWM) facilities funded under Tranche I were completed and are now operational whilst the construction of four additional facilities was included under Tranche II funding. All four of the SWM facility construction sub-projects under Tranche II were at the planning and contracting stage as of June 2022.

Recreational infrastructure: A total of 28 recreational infrastructure projects were originally targeted as part of the Action which started in August 2020. However, due to increasing costs, six are expected to be cancelled. No construction projects have been reported as completed to-date and the average individual construction project completion rate was 17% in June 2022. This has remained unchanged since the last FMR.

Access to municipal services: As a result of the support provided under Tranche I, over 180,000 people benefited from improved access to safely-managed sanitation (wastewater) services, while the number of people who have benefited to-date from improved solid waste management services is reported to have reached almost approximately 600,000. No data have yet been reported to the Facility by relevant Actions for water supply, sanitation and solid waste management services coverage rates in the supported municipalities.

The overall rate of progress in this area is slow although there are no major problems reported at the Action level apart from the fact that the high levels of increase in construction costs (often well above that of the already high general inflation rate) is likely to result in fewer facilities being constructed than originally planned. The slow progress in construction is consistent with all the areas of infrastructure development supported by the Facility. There are several reasons for this including the proportion of contract tender processes which fail due to poor tender designs or excessive uncertainty in the market for bidders to want to bid, as well as a lack of capacity of some government departments to cope with the added workload caused by the number of infrastructure projects.



Cross-cutting

Turkish language training: Despite a high demand for Turkish language courses, only about 56,000 adult refugees have completed one or more Turkish language courses with Facility support. There continues to be a high proportion of refugees who have only a very basic level of knowledge of the Turkish language despite having lived in the country for many years. Refugee men report the need for courses to be provided either in the evenings or at weekends when they are more available whilst women express the need for courses to provide child-care facilities. There is also a desire for more blended-learning courses which combine face-to-face teaching with online learning. Finally, refugees report a need for a greater focus on conversational Turkish. Both host community and refugee communities agree that improving the refugees' Turkish language levels would significantly contribute to improvements in the level of social cohesion between the two communities. It would also directly lead to improved educational outcomes for refugee children and improved income-earning opportunities for refugee adults. It is therefore an area offering high returns to additional Facility investment.

Support to social cohesion: During the first half of 2022, an additional 125,975 refugees and host community members participated in social cohesion events designed to improve inter-community understanding and relations. This is a higher level of activity compared to the previous reporting periods which is partially due to the gradual return to holding normal social events as the COVID-19 pandemic subsided. The feedback obtained from group interviews with refugees in several provinces indicates that during the last two years the social distance between the host community and refugees has widened due to the political environment, negative coverage of refugees in the media (including social media) and the economic situation. Participants reported that they were experiencing increased levels of discrimination in their workplaces, when visiting public service facilities (including hospitals and clinics), in schools and their neighbourhoods.

This page has been deliberately left blank.

B. Introduction

This is the tenth biannual Facility Monitoring Report (FMR) produced to inform stakeholders of the progress made to-date by the Facility for Refugees in Turkey ('the Facility')⁷. The Facility Monitoring Reports (FMRs) aim to provide an overall assessment of the performance of the Facility in achieving its objectives as summarised in the Facility Results Framework (RF)⁸. They do this by reporting the latest values of reported data for the RF indicators. As is usually the case with such frameworks, data for the higher results levels only becomes available when the results of specific surveys are made available. Data for RF output achievement and for many intermediate outcomes becomes available however on a much more frequent (usually quarterly) basis. Each FMR reports the latest available data and seeks to make sense of it in 'big picture' terms in order to inform the managers of the Facility, the Government of Türkiye and interested stakeholders. In producing the report, the EU's monitoring and reporting technical assistance team (SUMAF) also makes use of other reported sources of information and data which are produced by reputable organisations working within the sectors of relevance to the Facility as well as the information it collects from its own qualitative data collection exercises in the provinces related to Facility Action monitoring.

The report covers the whole period from the establishment of the Facility in 2016 up to the date of submission of the latest quarterly reports by the Facility Actions' implementing partners (IPs) (June 2022) and focuses particularly on the most recent developments since the last FMR – i.e. during the first half of 2022⁹.

Developments in the Facility's Context

The first six months of the current year saw a continuation of relaxation of the restrictions imposed to respond to the COVID-19 crisis and therefore a gradual return to normal operations for many institutions delivering services to the Facility's beneficiary groups.

Although Türkiye's economic performance during 2021 was positive in terms of growth, the inflation rate continued to rise, causing greater levels of downward pressure on living standards for people on fixed incomes^{10,11}. Domestic inflationary pressures were compounded by global inflationary pressures caused by rising commodity prices which in turn were related to the effects of the COVID-19 pandemic, the war in Ukraine and other factors. The positive post-COVID 'bounce-back' in terms of economic activity in 2021 – which has continued into the first half of this year – led to an increase in demand for labour. Following the strong decline in employment caused by COVID-19 in the first half of 2020 some three million jobs were reportedly regained between November 2020 and November 2021, causing formal employment to exceed its pre-pandemic level¹². Whilst informal employment reportedly didn't grow at the same rate, more jobs became available for refugees (the vast majority of whom work in the informal sector) in the more industrialised areas of the country.

Notwithstanding the above, the effects of the steep increases in the prices of basic commodities and housing rents apparently led to an increased level of willingness of the refugee community to take any type of work for whatever the pay. As a result, there appears to have been an increased supply of labour prepared to work for much less than the minimum wage and often for between 10 and 12 hours per day.

The effects of inflation on the costs of materials and energy for many small and medium-sized enterprises appear to have led to greater efforts to reduce labour costs and therefore a greater willingness to employ informal labour. The net result of this is that in the high-refugee-concentration provinces informal jobs are available to refugees but their incomes are not able to keep up with inflation and despite the mitigation effect of the Facility cash-transfer programmes the ability of families to meet their basic needs is declining.

The first six months of this year have witnessed an apparent further deterioration in the level of social cohesion between the refugee and host communities in many parts of the high-refugee-concentration provinces. Whilst it is no surprise in a pre-election year that many media organisations and commentators are blaming the presence of the refugees as the reason for the recent economic turbulence, it is particularly worrying that many Syrian refugees report that the situation has significantly worsened within their children's schools and in local neighbourhoods and even between neighbours.

7 For reasons of brevity this report uses the term 'refugee' to refer to both Syrians under Temporary Protection (SuTPs) and Persons under International Protection (PuIP). The Government of Türkiye (GoT) does not accept the use of the term 'refugee' to refer to SuTPs or PuIPs. The report uses the term 'Syrian refugees' to refer to SuTPs.

8 Facility for Refugees in Turkey – [Results Framework \(RF\) June 2022](#) and [Facility Theory of Change \(February 2022\)](#)

9 The previous FMR was produced in June 2022 and reported on data up to the end of December 2021.

10 The 2021 rate of GDP growth was reported as approximately 11% (source: Regional Economic Prospects, May 2022. EBRD).

11 The official Consumer Price Inflation (CPI) was 49% year-on-year in January and 61% in March 2022 whilst producer price inflation reached 94% (Türkiye Economic Monitor – February 2022. World Bank).

12 Türkiye Economic Monitor – February 2022. World Bank.

Reports from many refugees and Facility implementing partners working in these communities attest to a real and tangible deterioration in the situation 'on the streets'. Judging from reports from refugees interviewed as part of the Facility monitoring system the situation is so serious that it now appears to be one of the main reasons for refugee parents to withdraw older children from school. A general climate of fear appears to be growing within the refugee community as incidents of abuse and violence increase and the refugees fear taking any such issue or dispute to the police as they perceive that this may cause them greater problems. Although many of the Facility's Actions seek to counter this negative tendency in terms of social cohesion they may not be of sufficient scale and effectiveness to make a major impact on the problem.

Structure of the Report

The higher-level results (impact and outcomes) of the Facility's overall results chain are shown in Figure 1 below. The reader will find individual priority area results chains in each of the chapters of the report, including the Facility Results Framework Outputs. Before the Priority Area chapters there is a short explanation of some monitoring methodological points.

The progress made in each priority area is presented as a separate chapter and is structured in terms of the expected outputs and outcomes. Finally, the annex of the report (Indicator Charts and Analysis) presents the latest data for RF indicators, including selected disaggregation data¹³.

The total number of Actions in the Facility's portfolio – including both currently active and completed ones – is 138 (including 29 post-Facility humanitarian and development Actions)¹⁴. Of these, 93 are/were managed through the humanitarian strand and 45 through the development strand of the Facility. By June 2022, the Facility monitoring system had managed data from 127 Actions.

¹³ The Annex section is arranged by Priority Area. All the RF indicators for which disaggregated data is available are presented in the annex.

¹⁴ The Facility's portfolio of Actions is continuously changing as some Actions are completed, new ones started and some existing ones have their lifetimes extended.

Facility-focused high-refugee-concentration provinces*

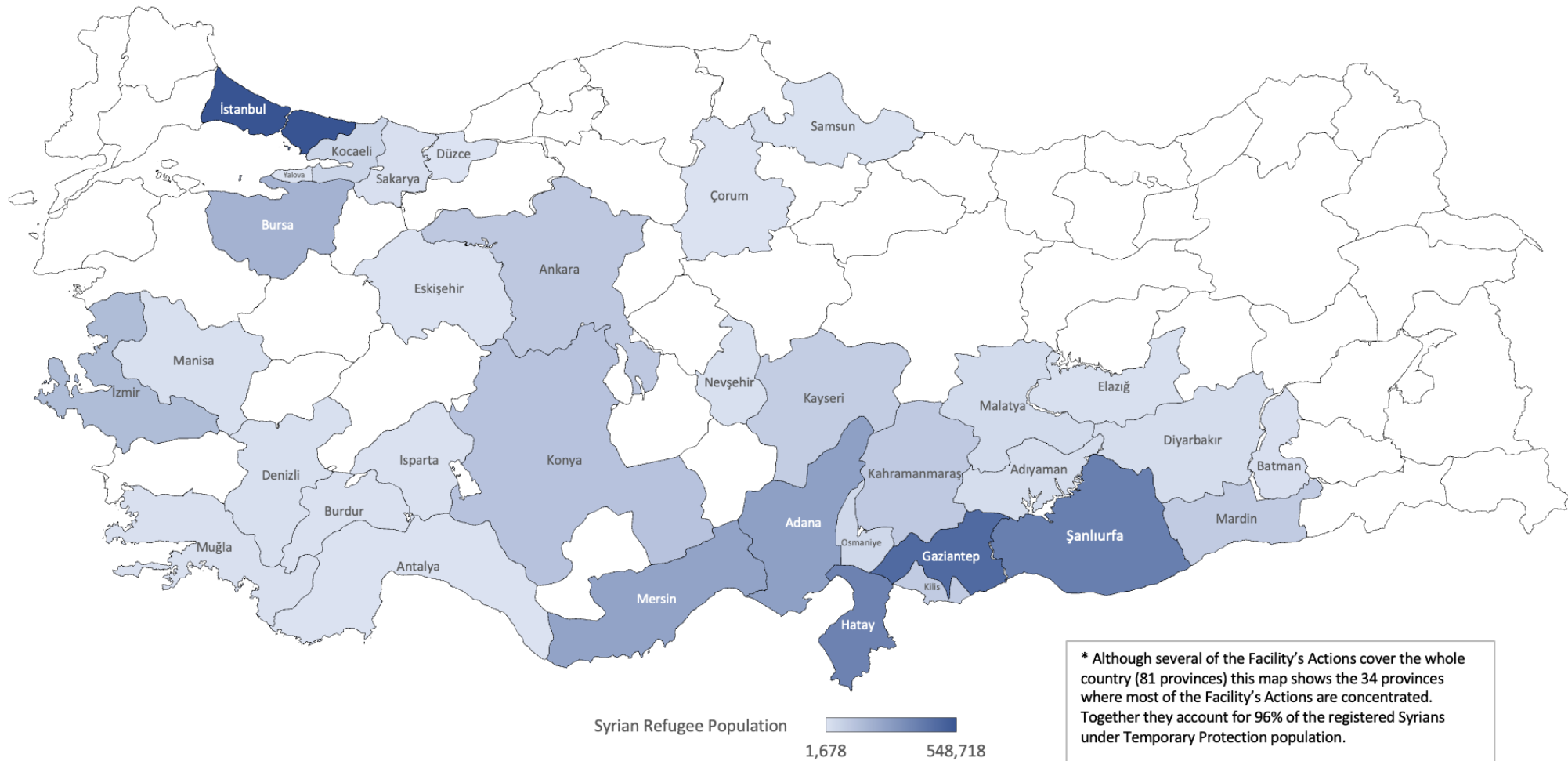
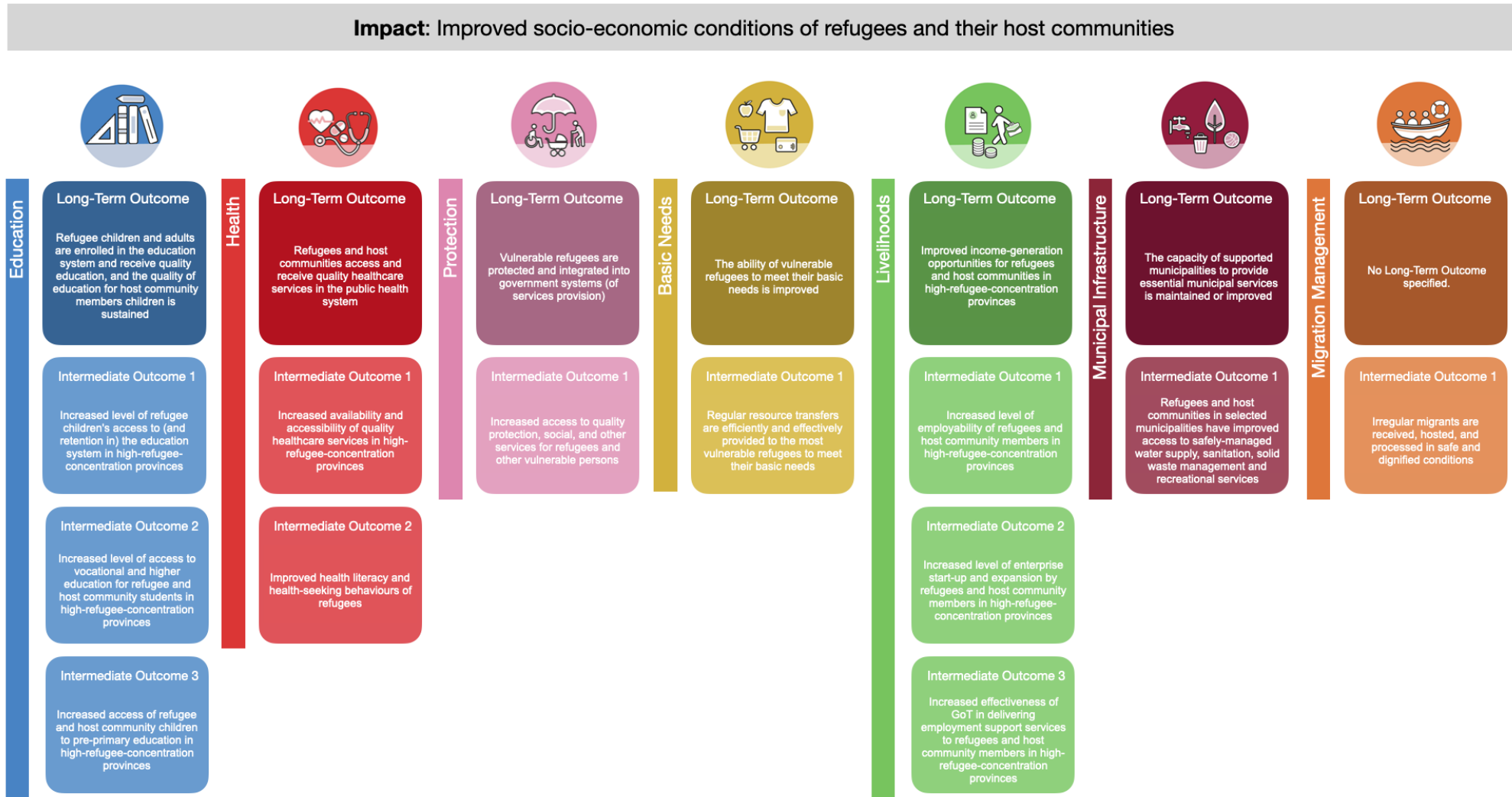


Figure 1: Facility Overall Theory of Change



C. Methodology

The data and information presented in the FMR were obtained from three major sources: 1) data obtained from the IPs through the quarterly reporting against the RF indicators; 2) SUMAF's FGDs conducted under the monitoring missions; 3) reports or publications by other organisations such as the Government of Türkiye (GoT), UN agencies, academia, NGOs, research institutions, international financial institutions etc.

The RF has 121 indicators. The majority (68) of these are output-level indicators, whilst 45 are outcome-level indicators and eight are impact-level ones.

For the current FMR, data have been acquired for 100 RF indicators (consisting of 67 output level indicators and 33 outcome level indicators). Data for 21 indicators were not available, mainly because progress has not yet been reported for some Actions (e.g. Municipal infrastructure Actions), because data was not available from the relevant ministries, or because Implementing Partner (IP) surveys hadn't been conducted yet.

Given the wide range of types of reporting by IPs to the Facility and the breadth of types of interventions funded, the Facility's monitoring and reporting system uses data from many sources. As part of its work SUMAF seeks to establish the reliability of the data produced from the IPs' monitoring and reporting systems. The checks include assessing the completeness of data, checking data against the data definitions (Indicator Reference Sheets); reviewing the reported data's accompanying narrative sections, comparing reported figures with other reports, and carrying out meetings with the IPs to discuss selected data sets. As part of its Action monitoring missions SUMAF also seeks to review the full data management system used by IPs for selected Action indicators which are contributing to the RF indicators¹⁵.

Note on indicators

[see the dashboards within the priority area chapters]

1. 'Indicator type' – A 'cumulative' indicator (C) reports the total value of the Facility Results Framework indicator since the start of the Facility. An 'incremental' indicator (I) reports the change in the value of the indicator over the last six months (in the case of this FMR, over the January to June 2022 period). A 'snapshot' indicator (S) reports the current value at a particular point in time within a specific reporting period. As no 'Progress over time' trendlines are presented for snapshot indicators the quarter and year for which the value is reported are presented in place of the trendline chart (e.g. Q3/2020).

2. 'Progress over time' - The 'Progress over time' chart shows the evolution or trend in the value of a particular indicator over multiple quarters and reporting periods. For snapshot (S) and incremental (I) indicators, the trend line can go up or down from one reporting period to another. For a cumulative (C) indicator however, by definition, the trend line can either show no increase (if no progress is reported) or it can increase over time.

¹⁵ As SUMAF does not have the mandate and authority to obtain access to all IP data sets and systems it is obliged to work with the data sets supplied by the IPs.

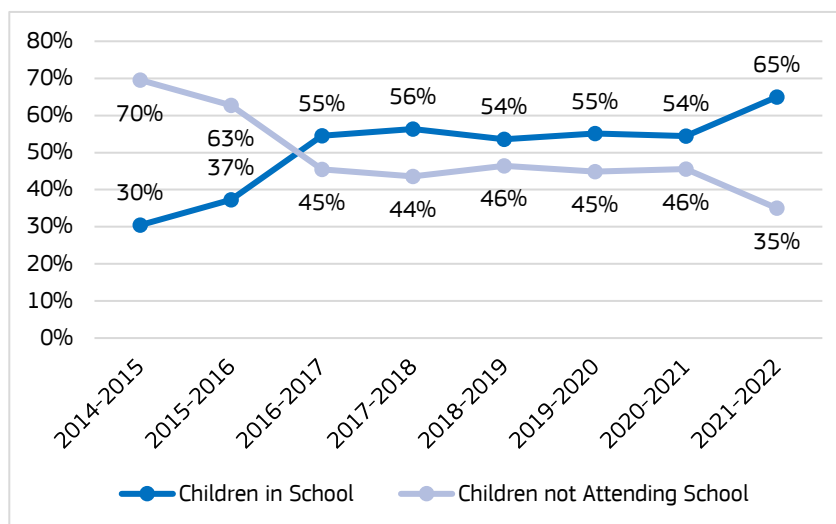
This page has been deliberately left blank.

D. Results Achievement Progress

1. Education

The Government of Türkiye has made significant progress in engaging Syrian refugees in formal learning opportunities – the 2021–2022 academic year had the highest number and the highest proportion of Syrian refugees since 2014, with 730,806 of the 1,124,353 school-age Syrian refugees – 65%^{16,17} – participating in formal education opportunities. Ministry of National Education (MoNE) data documents a steady increase in the gross enrolment rate of Syrian refugee children participating in education (the overall rate was 65% for the 2021–22 school year – up from 54% in 2020–21 – see figure 2 below)¹⁸. This is the result of government efforts to integrate refugees into the formal education system through the expansion of existing support services and the creation of new services beginning in 2016, with significant support from the European Union.

Figure 2: Syrian Refugees Enrolment in Formal Education 2014–2022



Enrolment rates vary by grade; the gross enrolment for grade 1 for the current academic year is 87%, declining to only 14% for grade 12, with only 25% of children aged 14–17 enrolled in face-to-face learning in schools. If participation in open distance education, upper secondary preparatory classes and alternative formal programmes are included, the enrolment rate increases for students aged 14–17. This change highlights the importance of providing flexible approaches to learning opportunities for adolescents.

Enrolment varies by province: in Şanlıurfa only 48% of school-age children are participating in education, which is lower

than the national average of 65%. However, there is little variation by gender until upper secondary school when boys begin to drop out of school to work^{19,20}.

Pandemic-associated school closures and the temporary shift to distance learning resulted in learning losses which continue to impact children’s participation in education. This can be seen in the difference between enrolment for refugees in grade 1 (85%) and grade 2 (58%); this gap is likely the result of families delaying enrolment of children during the pandemic or choosing for children to repeat first grade because they were not prepared to enter second grade. Research indicates that families were more likely to face difficulties paying for school costs and therefore more likely to withdraw children from school as a negative coping mechanism after the pandemic as compared to before it, indicating that the impact of the pandemic may have influenced education participation over the medium-term²¹.

Surveys also indicate that despite the progress made, refugees continue to face challenges to education participation with families identifying education costs such as fees, learning materials, uniforms and transport; as well as language as key barriers. The need for children to contribute to family income is also a barrier, with a survey indicating that 20% of children

16 MoNE – January 2022.

17 MoNE enrolment data is published once a year and covers all provinces, while PIKTES data is reported every quarter and covers only those provinces where the Action is operating.

18 Ministry of Education, General Directorate of Lifelong Learning. January 2022. Monitoring and Evaluation Report 2021.

https://hbogm.meb.gov.tr/meb_iys_dosyalar/2022_04/15173151_HBOGM_Yzleme_ve_DeYerlendirme_Raporu-2021.pdf

19 Şevket Ökten, ed. 2022. An Analysis of Barriers to the Education of Children under Temporary Protection in the Districts and Rural Areas of Şanlıurfa Provinces, Akçale, Ceylanpınar, Harran Suruç. (PDF) [An Analysis of Barriers to the Education of the Children Under Temporary Protection in the Districts and Rural Areas of Şanlıurfa Province \(Akçakale, Ceylanpınar, Harran, Suruç\) \(researchgate.net\)](#)

20 Enrolment data from the Ministry of National Education may be slightly different from that provided by PIKTES: MoNE data is published once a year and covers all provinces, while PIKTES data is reported every quarter and covers only provinces where the Action works.

21 International Federation of the Red Cross and Red Crescent. 2022. Evaluative Learning Study for Phase III of the Emergency Social Safety Net (ESSN) Assistance for Refugees in Türkiye. [IFRC Report 26082022](#)

aged 12-17 were working in paid employment^{22,23}. The Ministry of National Education recently implemented a quota system which limits the proportion of refugee children in a school. Information from focus group interviews with refugee parents indicates that in some cases parents have been unable to enrol children in the schools closest to their homes, aggravating existing distance and financial barriers to education. Negative host community perceptions of refugees also influence children's experience at school, with refugee parents reporting that many children have experienced bullying from host community peers as well as discriminatory treatment from teachers and school administrators²⁴. Focus group discussions also indicated that this is a significant factor in older children dropping out of school. Refugee children with disabilities are less likely to participate in formal education than their peers, with special education associated costs and a lack of assistive devices being primary barriers²⁵.

While programmes to support refugees have significantly facilitated the education participation of hundreds of thousands of children, there are still large numbers of children out of school. It is estimated that 35% of registered school-age Syrian refugees – 393,547 children – are not currently enrolled in formal education. Reaching these children and their families will require substantial effort as they are likely to be very vulnerable or very reluctant to participate. Additionally, there is an unknown number of unregistered refugee children who are out of school because they are not eligible to participate in government provided learning opportunities²⁶.

Education Support Strategy²⁷

The Facility's Education Priority Area support strategy is designed to respond to the challenges identified above, directly addressing barriers to participation and ensuring the quality of education for refugee and host community students in provinces with a high proportion of refugees. The strategy is focused on formal education, covering early childhood, primary, lower and upper secondary and post-secondary learning while providing supplemental support designed to enhance children's ability to participate in school. Output 1 (see Figure 3 below) is focused on enhancing the provision of support services in schools; Output 2 provides logistical and financial support to improve participation in education; Output 3 focuses on increasing the number and capacity of education staff and Output 4 covers improvement in educational infrastructure and of learning environments. The Facility's support is focused on the 26 provinces with the highest concentration of Syrian refugees.

EU funding has supported the development and provision of Turkish language and cultural orientation classes to help prepare refugee students to integrate successfully into their schools, catch-up classes for out-of-school children and back-up classes for children struggling in school. The conditional cash transfer for education (CCTE) programme provides children from low-income families with bimonthly cash transfers combined with personalised child protection services to address other barriers to education participation. The Facility also supports activities to include the provision of learning materials to students and teaching materials to schools. Students that live more than two kilometres from their school are eligible for the transportation services. There are recreational activities to increase social cohesion between refugee students and families and their host community peers. Scholarships are provided for adolescents and young adults to attend vocational and technical programmes. Although scholarships to attend higher education were previously supported by the Facility, they are not provided under currently active Actions.

The Facility has supported the strengthening of the Turkish education system to accommodate refugees while ensuring the continuation of the provision of quality education for Turkish students. This has included the construction, rehabilitation and equipping of educational facilities to ensure that they are safe and welcoming for learners. It has also included the recruitment and training of teachers and support staff in schools with a high proportion of refugee students. The Facility's strategy in supporting this priority area is summarised in Figure 3 below:

22 Protection Working Group, Interagency Coordination, UNHCR. 2022. Interagency Protection Sector Needs Analysis.

<https://reliefweb.int/report/turkiye/turkey-inter-agency-protection-sector-needs-assessment-analysis-round-5-january-2022-entr>

23 Turkish Red Crescent. September 2021. Turkey: TRC / IFRC - Deepening Poverty and Debt | Socioeconomic Impacts for Refugees in Turkey One Year on from COVID-19- Findings from the Emergency Social Safety Net (ESSN) Post-Distribution Monitoring (PDM) Survey (Round 12) in Turkey, [Document - Turkey: TRC / IFRC - Deepening Poverty and Debt | Socioeconomic Impacts for Refugees in Turkey One Year on from COVID-19- Findings from the Emergency Social Safety Net \(ESSN\) Post-Distribution Monitoring \(PDM\) Survey \(Round 12\) in Turkey \(unhcr.org\)](#)

24 Protection Working Group, Interagency Coordination, UNHCR. 2022. Interagency Protection Sector Needs Analysis.

<https://reliefweb.int/report/turkiye/turkey-inter-agency-protection-sector-needs-assessment-analysis-round-5-january-2022-entr>

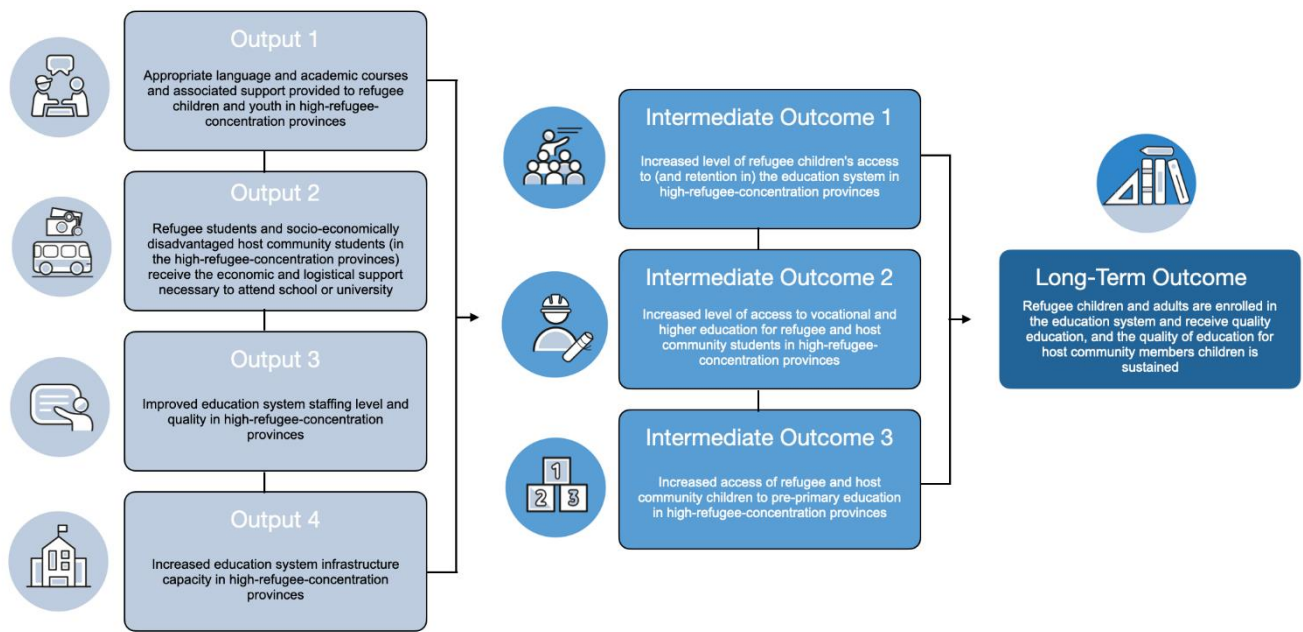
25 Danish Refugee Council. 2021. Protection Needs of Refugees with Disabilities in Turkey.

<https://igamder.org/uploads/belgeler/Protection%20Needs%20of%20Refugees%20with%20Disabilities%20Research%20Report.pdf>

26 UNHCR. Undated. Registration with the Turkish Authorities. [Registration with the Turkish authorities - UNHCR Türkiye](#)

27 A total of seven non-Facility Actions also contribute to selected Education indicators.

Figure 3: Education Priority Area Intervention Logic



Output 1: Appropriate language and academic courses and associated support provided to refugee children and youth in high-refugee-concentration provinces

INDICATOR NAME	TYPE	TARGET	BASELINE	INDICATOR VALUE	PROGRESS OVER TIME	TARGET ACHIEVEMENT RATE
E-Ot.01 Number of refugee children provided with catch-up training with Facility support	C	87,377	0	90,888	91k Q2/2022	104%
E-Ot.02 Number of refugee children provided with back-up training with Facility support	C	87,000	0	83,725	84k Q2/2022	96%
E-Ot.03 Number of refugee children provided with one or more Turkish language courses with Facility support	S	0	0	51,579	52k Q2/2022	Target not set
E-Ot.04 Number of refugee and host community children provided with pre-primary education with Facility support	C	164,604	0	141,224	0	86%
E-Ot.05 Number of refugee children provided with non-formal education with Facility support	C	39,450	0	41,030	0	104%
E-Ot.06 Number of refugee children provided with Arabic language courses with Facility support	S	0	0	1,777	1.8k Q2/2022	Target not set
E-Ot.07 Number of refugee students provided with psycho-social support services with Facility support	S	0	0	70,467	70k Q2/2022	Target not set

Overall rating **Good**

Result Achievement Assessment

Catch-up Training: Catch-up training provides short term learning opportunities for out-of-school children whose education has been disrupted. This enables children to catch-up to their peers and return to school. As many refugee children were unable to participate in the online learning offered by the Ministry of National Education during the pandemic, and 393,547 refugee children are currently out of school, catch-up classes offer a critical opportunity to

compensate for learning losses resulting from COVID-19, family economic challenges or other reasons, and enable children to continue their education²⁸.

As of the end of June 2022 the Facility had provided catch-up classes to 90,888 children. This is only a very slight increase since Qtr 4 2021 but is more than double the value reported for the end of Qtr 4 2020. Beneficiaries are almost evenly divided between girls and boys, with the majority of participants (68%) of primary age (6-9) with smaller groups of lower and upper secondary age (10-13 and 14-17 respectively). Catch-up classes have also been provided to open education participants who access online and blended learning opportunities at Public Education Centres where they can access the internet.

Back-up Classes: Back-up classes are designed to reinforce academic skills and are provided to school children who are struggling with classes and who are at risk of dropping out. This is a critical strategy for improving retention from grade to grade and from educational level to level. These classes have been a key strategy to compensate for learning losses that occurred during the pandemic. At that time schools were closed and distance-learning was the only source of education, and many refugees were without devices and internet access and were thus unable to participate in classes. Additionally, given that 37% of Syrian refugee adults reported that they were illiterate or had not finished primary school, back-up classes provide children with academic support that parents may not be able to provide²⁹.

During the first half of 2022, an additional 3,046 students participated in back-up classes, bringing the total number of students benefitting from back-up classes to 83,725, with girls and boys benefitting equally. Lower secondary school students representing grades 5-8 accounted for 56% of the participants, with primary level students making up 33% and upper secondary school students accounting for 11%.

Turkish Language Teaching: The number of children provided with Turkish language classes declined very slightly in the first two quarters of this year compared to the previous six-month period. The classes were primarily provided by PIKTES II, with a smaller amount provided by an apprenticeship programme for children and youth. PIKTES II has also provided cultural orientation classes for primary school students to prepare them to interact with their Turkish peers and teachers.

Thirty-six percent of beneficiaries have participated in optional Turkish language classes offered after school and 64% of beneficiaries have participated in required cultural orientation classes for grade 3 students. PIKTES II reports that there has been a gradual decline in the level of demand for Turkish language classes as some children can already speak sufficient Turkish to participate in classes. During the second quarter of 2022, a total of 51,579 children benefitted from Turkish language and culture classes. Given that Turkish language classes are now provided on a demand-driven basis (and when there is a sufficient number of interested students) it is not clear to what extent all those students needing additional Turkish language classes are obtaining them. While classes are open for all refugees, non-Syrian refugees, primarily Yemenis, Iraqis, Palestinians, Iranians and Afghans, constituted only 3% of language class beneficiaries, a low figure given that non-Syrian refugees represent 10% of the total number of refugee children enrolled in education.

Early Childhood Education (ECE): The Facility has supported the provision of preschool classes to a total of 141,224 children since its inception. These are designed to prepare children to enter grade 1, providing exposure to Turkish language as well as pre-literacy and pre-numeracy skills, which are particularly critical for those refugee children whose family members have limited education and language skills. Preschool classes have benefitted both host community (48%) and refugee children (52%) with girls representing 49% of beneficiaries.

Non-formal Education: Facility actions have provided 41,030 children with non-formal education to date. However, no Actions are currently providing non-formal education (the last non-formal education activities were reported at the beginning of 2020).

Arabic Language Classes: The PIKTES II Action has been providing optional Arabic classes to refugee children although the level of provision has decreased significantly in comparison to the pre-COVID period. At the end of Qtr 2 of this year 1,777 students were receiving Arabic language support. Children participating in Arabic classes have been primarily lower secondary level (58%), with smaller numbers of upper secondary level (29%) and primary school level (13%) students. PIKTES II reports challenges identifying qualified Arabic language teachers (with the exception of provinces where there is a population of Arabic speaking Turks), as Ministry of National Education policies do not allow Syrian refugees to be employed as teachers in public schools. Parents have expressed interest in their children having classes teaching them to read and write in Modern Standard Arabic, which would facilitate participation in formal

28 Ministry of Education, General Directorate of Lifelong Learning. March 2021. Presentation of Syrian Student Statistics.

https://hboqm.meb.gov.tr/meb_ys_dosyalar/2021_03/18104635_Mart_internet_bulteni_pdf

29 Disaster and Emergency Management Presidency, Ministry of the Interior. 2017. Field Survey on Demographic View, Living Conditions and Future Expectations of Syrian Refugees in Turkey. [Field survey on demographic view, living conditions and future expectations of Syrians in Turkey \(afad.gov.tr\)](https://afad.gov.tr)





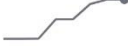


education if families were to return to Syria³⁰. This indicates a need to review the current strategy for provision of Arabic language to ensure that instruction offered is relevant to refugee children and that sufficient teachers can be identified.

Psycho-social Support for Children: Psycho-social support provided for refugee children includes three types of activities: 1) required psycho-social awareness seminars provided for students at the beginning of the academic year, 2) optional after-school psycho-social support activities during the academic year, and 3) one-on-one counselling for students who demonstrate the need for additional support.

PIKTES II provided psycho-social support to some 70,000 refugee students during Qtr 2 of 2022, of which 51% were girls. Primary school students represented 68% of beneficiaries whilst lower secondary level students accounted for 27% and upper secondary level students for 5%. There are many factors contributing to the demand for this type of support: refugee communities are currently reporting increased levels of stress, including tensions with the host communities, uncertainty about the future, economic concerns, violence in the home or neighbourhood and child marriage in addition to the trauma and loss that older children may have experienced in Syria³¹.



Output 2: Refugee students and socio-economically disadvantaged host community students (in the high-refugee-concentration provinces) receive the economic and logistical support necessary to attend school or university

INDICATOR NAME	TYPE	TARGET	BASELINE	INDICATOR VALUE	PROGRESS OVER TIME	TARGET ACHIEVEMENT RATE
E-Ot.08 Number of refugee children enrolled in schools whose family have received Conditional Cash Transfer for Education (CCTE)	C	815,000	0	800,839	 800k Q2/2022	 98%
E-Ot.09 Number of refugee and host community students who received (Facility-supported) scholarships to attend TVET or higher education institutions	C	27,095	0	29,340	 29k Q2/2022	 108%
E-Ot.10 Number of refugee and host community students who received (Facility-supported) in-kind support necessary to attend education institutions	C	1,127,634	0	2,275,637	 2.3M Q2/2022	 202%
E-Ot.11 Number of students provided with (Facility-supported) transportation services to attend education institutions	S	0	0	27,631	 28k Q2/2022	Target not set

Overall rating **Good**

Result Achievement Assessment

Conditional Cash Transfer for Education: Conditional cash transfers for education are a key strategy to incentivise and support school attendance and remove financial barriers to education enrolment and retention. The Facility-financed programme provides bi-monthly cash transfers for children from low-income families. In addition to regular bi-monthly payments, students also receive an additional transfer at the beginning of each semester and secondary school students also receive a supplementary payment before each term. These payments support the purchase of learning materials which many families have indicated is a barrier to school participation and hence they incentivise a return to school. The transfer amounts vary by grade level and gender, ranging from TRY 90-150 a month, with upper secondary school girls receiving the largest transfers as they are especially at risk of dropping out. Project payment amounts are intentionally aligned with those of the Government of Türkiye's cash transfer for education programme, with refugee and Turkish beneficiaries receiving the same amount to ensure that transfer differences do not increase tensions between the two communities. Even before increased inflation in late 2021 and 2022, parents had expressed concerns about the value of the transfers and in recent focus group discussions conducted as part of the Facility monitoring system parents have indicated that recent inflation has reduced the effectiveness of the transfers for promoting school participation.

During the first two quarters of 2022, an additional 39,981 students benefitted from cash transfers, with beneficiaries equally divided between girls and boys. Syrian refugees represented 85% of beneficiaries while the remaining 15%

30 SUMAF. 2022. Data from refugee focus group discussions conducted as part of SUMAF's Facility monitoring system.

31 Protection Working Group, Interagency Coordination, UNHCR. 2022. Interagency Protection Sector Needs Analysis.

<https://reliefweb.int/report/turkiye/turkey-inter-agency-protection-sector-needs-assessment-analysis-round-5-january-2022-ent>

were non-Syrian refugees. Forty-three percent of beneficiaries were attending primary school, 40% were attending lower secondary and 13% of beneficiaries were in upper secondary with smaller numbers of beneficiaries in pre-primary school or participating in distance learning courses at Public Education Centres (PEC).




Vocational and Higher Education Scholarships: The Facility has provided scholarships to 29,340 children and young adults to-date to attend technical or vocational institutions or higher education, with 2,159 students supported during the first two quarters of 2022. Scholarships enable refugee youth to gain employment skills, and current Actions are supporting vocational education participation, with 94% of all scholarship recipients attending secondary or post-secondary vocational and technical training (the remaining 6% of students attended university courses). Scholarships equally benefitted female and male students and beneficiaries included Syrians (47%), host community youth (42%) and non-Syrian refugees (11%).

Education Materials Support: In-kind support provided by the Facility includes school stationery and learning materials for preschool, primary and secondary students. Materials provided have benefitted approximately 2.3 million children to-date, with almost 260,000 children benefitting during the first half of 2022. However, given that in many cases the same children have received or benefitted from learning materials every new academic year, the indicator doesn't count the number of unique beneficiaries, but the number of times that beneficiaries have benefitted from material support. Materials have benefitted both refugees (54%) and host community students (46%) as a strategy to avoid tensions and reduce conflict. As many refugees have reported reducing education expenditures or withdrawing children from school in response to financial difficulties in the family, provision of materials and free transport is a key strategy to remove financial barriers to education participation³².

School Transport Support: During Qtr 2 of 2022, the Facility provided transportation support to 27,631 students, which is an increase of 1,000 over Qtr 4 of 2021. Transport services have particularly benefitted upper secondary school students (51% of beneficiaries), and girls (56% of beneficiaries). This is particularly appropriate as upper secondary schools are particularly likely to be far from home and families may be reluctant to let girls travel to school by themselves. However, these numbers represent a significant reduction in beneficiaries compared to the support provided before the pandemic, when approximately 49,000 students were receiving transportation services. As new policies limit the proportion of Syrian refugees that can enrol in a school to 25%, there may be an increased need for transportation support for children who cannot enrol close to home³³. The PIKTES Action will need to assess the level of demand and identify effective strategies to communicate with families and schools on transportation support services.



Output 3: Improved education system staffing level and quality in high-refugee-concentration provinces

INDICATOR NAME	TYPE	TARGET	BASELINE	INDICATOR VALUE	PROGRESS OVER TIME	TARGET ACHIEVEMENT RATE
E-Ot.12 Number of education service personnel employed and/or remunerated with Facility support	S	0	0	15,961	 16k Q2/2022	Target not set
E-Ot.13 Number of education service personnel trained with Facility support	C	211,889	0	200,282	 200k Q2/2022	95%
E-Ot.14 Total number of 'person training days' provided to education service personnel with Facility support	I	82,492	0	178,001	 70k Q2/2022	216%

Overall rating **Good**

Result Achievement Assessment

Education Staff Remuneration: By the end of Qtr 2 of 2022, the Facility was supporting the employment and/or remuneration of 15,961 education staff, which is approximately 2,000 less than that reported for Qtr 4 2021. Approximately 50% were employed with Facility support and 50% were receiving payments for conducting specific education activities as part of the PIKTES Action. This indicator counts the number of staff recruited specifically by the PIKTES Action as well as the remuneration of regular MoNE (non-PIKTES-hired) teachers who implement PIKTES

32 Turkish Red Crescent. September 2021. Turkey: TRC / IFRC - Deepening Poverty and Debt | Socioeconomic Impacts for Refugees in Turkey One Year on from COVID-19- Findings from the Emergency Social Safety Net (ESSN) Post-Distribution Monitoring (PDM) Survey (Round 12) in Turkey, Document - Turkey: TRC / IFRC - Deepening Poverty and Debt | Socioeconomic Impacts for Refugees in Turkey One Year on from COVID-19- Findings from the Emergency Social Safety Net (ESSN) Post-Distribution Monitoring (PDM) Survey (Round 12) in Turkey (unhcr.org)





33 Qualitative data obtained from refugee interviews in four provinces in September-October 2022 indicated that there is a high level of demand for free transportation services and a lack of awareness amongst refugee parents of the potential availability of such support.

supported activities such as Turkish language, catch-up and back-up classes on a part-time basis. The number includes teachers and administrators as well as school security and cleaning staff. Almost all the employed/remunerated staff were Turkish with 71% working as teachers and 29% working as administration and school support staff.

Staff Training: The Facility has supported the training of 200,282 education staff members to-date, with 21,268 staff members trained during the first two quarters of 2022. Over 90% of the trainees were teachers and the remainder were support staff members. The first quarter of this year saw almost 50,000 training days delivered, and almost 70,000 training days delivered in the second quarter, a significant increase on the almost 10,000 days delivered in Qtr 4 of 2021. The PIKTES project was the primary contributor to this indicator, with the TESK (Tradesmen and Artisans Confederation of Türkiye) apprenticeship project contributing a smaller number. A cumulative total of 178,001 training days have been delivered to-date, significantly more than the targeted amount. The use of online learning has reduced costs, enabling projects to deliver more training within their budgets.



Output 4: Increased education system infrastructure capacity in high-refugee-concentration provinces

INDICATOR NAME	TYPE	TARGET	BASELINE	INDICATOR VALUE	PROGRESS OVER TIME	TARGET ACHIEVEMENT RATE
E-Ot.15 Number of educational facilities upgraded with Facility support	C	18,172	0	13,821	 14k Q2/2022	 76%
E-Ot.16 Number of new educational facilities constructed with Facility support	I	411	0	132	 1 Q1/2022	 32%
E-Ot.17 Average completion level of (Facility-supported) educational facilities construction projects	S	100	0	51	 51 Q2/2022	 51%

Overall rating

Average

Result Achievement Assessment

Upgrading of Education Facilities: The Facility has supported the upgrading or equipping of a total of 13,821 education facilities to date, 775 of which were upgraded during the first two quarters of 2022. The upgrades mostly consist of the provision of school equipment such as smartboards and educational equipment for pre-schools. One Action is providing energy efficiency upgrades to schools and installing rooftop solar panels which provide electricity to schools. The target achievement rate stands at 76% which means that progress is somewhat slower than anticipated.

Education Facilities Construction: MoNE has recently implemented a quota system which limits the number of refugee children that can enrol in a school. Increasing the number of schools and classrooms in neighbourhoods improves refugees' access to educational opportunities close to home, a critical factor given that families have indicated that distance to school can be a barrier to enrolment³⁴.

One hundred and thirty-two (132) educational facilities have been completed by the Facility to-date and are currently in operation. This includes both prefabricated and solid structures used for primary and lower and upper secondary schools, with a smaller number used for vocational education and public education centres where students participating in open education classes can access online learning. The construction of schools and other learning facilities is significantly behind schedule - reportedly due to a combination of extended procurement processes, challenges identifying sites and obtaining construction permits, construction materials supply problems and administrative capacity constraints. Only one facility was completed and operationalised during the first two quarters of 2022. The current completion rate for construction projects is 51% (up from 49% at the end of Qtr 4 2021).

³⁴ Protection Working Group, Interagency Coordination, UNHCR. 2022. Interagency Protection Sector Needs Analysis.

<https://reliefweb.int/report/turkiye/turkey-inter-agency-protection-sector-needs-assessment-analysis-round-5-january-2022-entr>



Intermediate Outcome 1: Increased level of refugee children’s access to (and retention in) the education system in high-refugee-concentration provinces

INDICATOR NAME	TYPE	TARGET	BASELINE	INDICATOR VALUE	PROGRESS OVER TIME	TARGET ACHIEVEMENT RATE
E-Oc.08 Number of refugee children enrolled in the formal education system	S	850,000	492,544	739,652	740k Q1/2022	87%
E-Oc.10 Percentage of refugee children regularly attending public schools	S	70	78	94.7	Q1/2022	135%
E-Oc.11 Percentage of CCTE beneficiary children enrolled at the beginning of the school year who are still regularly attending school at the end of the school year	S	85	77	0	-	0%

Overall rating **Good**

Result Achievement Assessment

Refugee Enrolment and Attendance: More refugee children attended school in the 2021-2022 school year than in any other year since Syrian refugees began arriving in Türkiye. A very small decrease in the total enrolment rate was registered in the second semester (Qtr 1 2022) compared to the first semester with the number of enrolled students declining from 741,678 (Qtr 3, 2021) to 739,652 (Qtr 1, 2022). Almost 11% of refugee children enrolled were non-Syrian, a positive indicator that education is accessible for refugees from different countries. Qualitative data collected from Facility monitoring activities indicate that the significant recent deterioration in the ability of refugee households to cover their basic needs may have contributed to the decrease in enrolment, with children dropping out of school for a variety of reasons including an inability to pay for school related costs, bullying from peers, or because children were needed to work and contribute to the family income.

Ninety-five percent (95%) of all the refugee students enrolled in formal education met MoNE requirements for regular attendance – for lower and upper secondary school students this is a requirement to progress to the next grade – so this indicator is connected with retention rates. It has not been possible to report data for the retention of CCTE beneficiary children from the beginning to the end of the academic year due to a delay in the submission of this data by the relevant IP.



Intermediate Outcome 2: Increased level of access to vocational and higher education for refugee and host community students in high-refugee-concentration provinces

INDICATOR NAME	TYPE	TARGET	BASELINE	INDICATOR VALUE	PROGRESS OVER TIME	TARGET ACHIEVEMENT RATE
E-Oc.12 Number of Facility-supported refugee and host community students who have completed vocational education	I	15,000	0	6,170	2.5k Q2/2022	41%
E-Oc.13 Number of refugees students who completed a higher education programme with Facility support	I	598	0	430	Q3/2020	72%

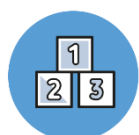
Overall rating **Average**

Result Achievement Assessment

Vocational Education Support: During the first half of 2022, a total of 2,461 students completed vocational education courses, bringing the total number of course graduates to-date to 6,170, with women accounting for 55% of the graduates. Half of the beneficiaries were host community students whilst Syrian refugees accounted for 45% and non-Syrian refugees for 5%. Seventy-eight percent (78%) of graduates attended vocational and technical high schools (VTHSs) whilst 22% attended post-secondary Vocational Education Centres (VECs).

Higher Education Support: No Actions are currently supporting beneficiaries to attend higher education institutions. Two previously supported Actions have completed their support so no new data is registered in this area, with the last reported data from 2020, when 430 Syrian students graduated from university. Refugees are currently paying the

same university fees as Turkish students; however, a policy change means that they will need to pay higher foreign student fees in the near future.



Intermediate Outcome 3: Increased access of refugee and host community children to pre-primary education in high-refugee-concentration provinces

INDICATOR NAME	TYPE	TARGET	BASELINE	INDICATOR VALUE	PROGRESS OVER TIME	TARGET ACHIEVEMENT RATE
E-Oc.14 Percentage of refugee and host community children enrolled in primary schools who have attended pre-primary education programme	S	0	5	2.3	2.3 Q3/2021	Target not set

Overall rating

Average

Result Achievement Assessment

Data provided by implementing partners to the Facility (for the 26 PIKTES-focused provinces) indicate that 2.3% of the total number of children (including both refugee and host community children) who were enrolled in Grade 1 of the 2021-22 school year had previously attended pre-primary education programmes, lower than the 4.9% rate reported in 2020. This value combines two very different sub-population values – 1.2% for the host community and 13% for Syrian refugee children. Nevertheless, information obtained from group interviews with refugees collected as part of the Facility monitoring system indicates that very few of the respondents' children were attending pre-primary education^{35,36}.



Long-Term Outcome: Refugee children and adults are enrolled in the education system and receive quality education, and the quality of education for host community members children is sustained

INDICATOR NAME	TYPE	TARGET	BASELINE	INDICATOR VALUE	PROGRESS OVER TIME	TARGET ACHIEVEMENT RATE
E-Oc.01 Percentage of refugee children enrolled in primary education (Gross Enrolment Rate – GER)	S	90	101	77	77 Q1/2022	86%
E-Oc.02 Percentage of refugee children enrolled in lower secondary education (Gross Enrolment Rate – GER)	S	80	46	80	80 Q1/2022	100%
E-Oc.03 Percentage of refugee children enrolled in upper secondary education (Gross Enrolment Rate – GER)	S	40	24	32	32 Q1/2022	80%
E-Oc.05 Transition rate of refugee students between primary and lower secondary education levels	S	0	-	98	Q3/2021	Target not set
E-Oc.06 Transition rate of refugee students between lower secondary and upper secondary education levels	S	0	-	79	Q3/2021	Target not set
E-Oc.07 Percentage of school-age refugee children who are out of school	S	31	41	32	Q4/2021	97%

Overall rating

Average

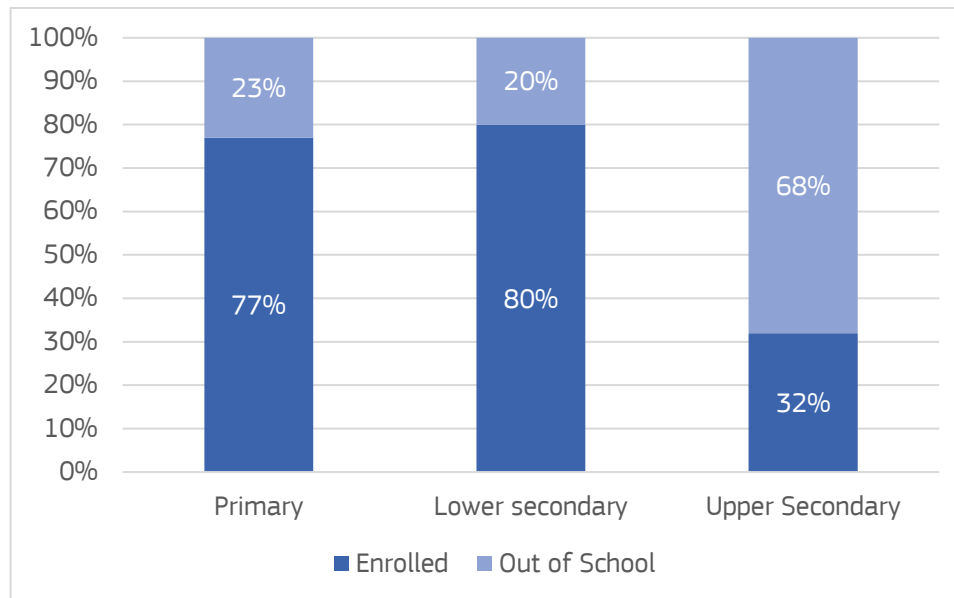
35 Ministry of Education, General Directorate of Lifelong Learning. June 2021. Presentation of Syrian Student Statistics. https://hbgom.meb.gov.tr/meb_iys_dosyalar/2021_03/18104635_Mart_internet_bulteni.pdf

36 Qualitative data recently obtained from group interviews with Syrian refugees in four provinces indicates that the level of access of refugee children to pre-primary education is low and much lower than the level of demand.

Result Achievement Assessment

Enrolment Rates³⁷: Considerable progress has been made in terms of increasing the participation of refugee children in formal education, with more refugee children enrolled in the 2021-2022 school year than ever before. The enrolment rate for all grades combined has increased from 30% in 2014 to the current rate of 65% of all school-aged refugee children participating in Grades 1-12, distance learning, vocational education or upper secondary school preparation classes for the 2021-2022 academic year, which is very significant progress over a relatively short period of time^{38,39}.

Figure 4 Syrian Refugee Gross Enrolment Rates by Educational Level 2021-2022



For primary students, the gross enrolment rate as of Qtr 1, 2022 was 77%, the same as that reported for Qtr 3 2021 in the previous FMR and a slight decrease from the previously reported rate of 80% (8th FMR). There were 328,714 children enrolled in Grades 1-4 in high-refugee-concentration provinces during this same period. For lower secondary school, for the same period, 80% of Syrian refugee children ages 10-14 were enrolled in Grades 5-8. While the reported enrolment rate for upper secondary (32%) appears to represent a decrease from the previously reported rate of 43%, MoNE reports that this is primarily the result of having removed inactive students from the open distance education enrolment lists. Nevertheless, the upper secondary enrolment rate is very low and reflects the continuing challenge of enrolling out-of-school children and in preventing school dropouts for this age group of refugee children.

It should be noted that it is difficult to accurately calculate refugee gross enrolment rates as information on the Syrian refugee population and age distribution is out-of-date. The Ministry of the Interior is currently engaged in verifying refugee registration data, with the results expected to be published in January 2023. It is expected that this updated information can then be used to enable a more accurate calculation of enrolment rates.

Transition Rates: No new data have been reported for the rates of transition of refugee students between educational levels as compared to the rate reported in the previous FMR. The transition rate from primary to lower secondary was very high, with 98% of fourth grade students transitioning to fifth grade. The transition rate from lower secondary to upper secondary was 79%. These rates are particularly notable given that students must complete class requirements and pass a threshold exam to progress from Grade 4 to Grade 5 and from Grade 8 to Grade 9. The transition rate from lower secondary to upper secondary is somewhat lower as the result of pressure on young adults to work and contribute to family income and the higher costs associated with upper secondary education⁴⁰.

Out-of-School Children: No new data is available on the proportion of refugee children who are out-of-school – the last reported value was 32% (Qtr 4 2021). As noted above, the Ministry of the Interior is expected to publish updated statistics in January 2023, which will facilitate the process of calculating more accurate statistics on the number of refugee children not enrolled in school.

³⁷ As this FMR covers the period up to June 2022, data above does not capture the 2022-2023 academic year enrolment rates, which will be reported in the next FMR.

³⁸ Ministry of Education, General Directorate of Lifelong Learning. January 2022. Monitoring and Evaluation Report 2021. https://hboqm.meb.gov.tr/meb_ivs_dosyalar/2022_04/15173151_HBOGM_Yzleme_ve_DeYerlendirme_Raporu-2021.pdf

³⁹ Enrolment data from the Ministry of National Education may be slightly different from that provided by PIKTES: MoNE data is published once a year and covers all provinces, while PIKTES data is reported every quarter and covers only provinces where the Action works.

⁴⁰ Turkish Statistical Unit, December 2022. Education Expenditure Statistics, 2020. [TÜİK Kurumsal \(tuik.gov.tr\)](http://tuik.kurumsal.tuik.gov.tr)

Recent interviews with refugee parents in four high-refugee-concentration provinces indicate that worsening economic circumstances of refugees, combined with a deterioration in social cohesion levels in schools in some areas may be leading to more of the older children dropping out of school. The Facility is supporting activities to increase social cohesion levels between refugee and the host community students but the challenges in this area are significant.

In summary, refugee parents consistently express satisfaction with the quality of the academic side of their children's schooling, but there are increasing reports of what appears to be declining levels of social cohesion between refugee and host community students in many schools, associated with widespread perceptions of unfair or discriminatory treatment towards the refugee children.

2. Health

As explained in other sections of this report, the worsening in the economic conditions of a large majority of the refugees and that of many host community families is expected to lead to behavioural changes which will impact people's health status. The six-monthly survey of ESN recipients and applicants found an increase in the frequency of refugees reducing the amount or quality of food they consume as a way of helping make ends meet⁴¹. The reduction in the number of active ESN beneficiaries caused by the temporary suspension of refugee IDs following the address verification exercise conducted by the PDMMs also had an effect. As refugees report sometimes needing to contribute towards the purchase of medicines and to incur other costs associated with obtaining medical care (such as transport and interpreter costs at hospitals) there is a risk that their deteriorated economic circumstances will lead them to reduce their level of use of the healthcare system although the data presented below does not yet indicate this^{42,43}.

On the healthcare services supply side, the public healthcare system continues to be affected by a scarcity of healthcare professionals – especially in certain specialist areas. On a more positive note, it appears that an increasing number of refugees who have attained a reasonable level of Turkish language ability are registering with and using their local Family Health Centres (FHCs) rather than local Migrant Health Centres (MHCs) (see below)⁴⁴. This is a positive indicator of increasing integration into their local communities.

Health Support Strategy⁴⁵

The Facility's current health support strategy aims to ensure the improvement and promotion of the health of all nationalities of refugees in Türkiye whilst maintaining the quality of health services for the host community. The strategy has evolved since the start of the Facility to respond to evolutions in the context and is now placing increased emphasis on improving levels of health awareness and literacy and on reaching out to particularly vulnerable groups in the community to ensure that their essential healthcare needs are met.

As outlined in previous FMRs, the Health Priority Area strategy continues to support the mainstreaming of services provision into the national public healthcare system – relying less and less on provision by international agencies and NGOs and more on Türkiye's public primary and secondary healthcare systems. The progress reported in this chapter now comes mostly from two major Facility-funded Actions supporting the Ministry of Health – the SIHHAT II health services support Action, and the SHIFA health infrastructure development Action. The support strategy is now increasingly being widened to respond to the basic healthcare needs of non-Syrian refugees such as Afghans, Iranians, Iraqis and people from the Horn of Africa. Another section of the target population which is being increasingly supported is those refugees who move from region to region within the country in order to obtain seasonal or temporary work, such as in agriculture or construction. Finally, as part of the GoT's strategy of ensuring continuity of health services provision following the completion of Facility support, the MoH is increasingly transitioning from the use of rented facilities for the operation of MHCs to the use of MoH-owned facilities. The SHIFA Action is a major plank in this strategy as it will build many new primary health-care centres. The Facility's strategy in supporting the health priority area is summarised in Figure 5 below:

41 See the data presented on the food-consumption-focused reduced Coping Strategy Index from the ESN PDM surveys in the Basic Needs Priority Area chapter of this report.

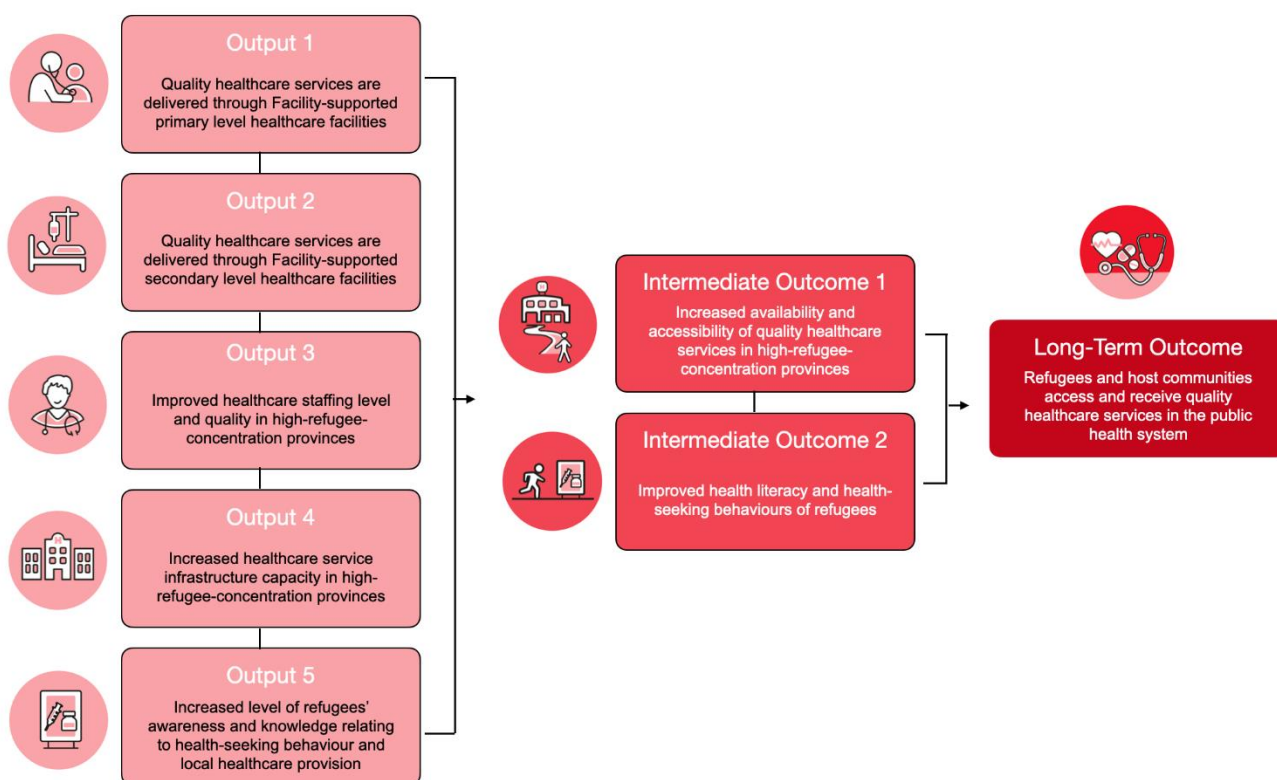
42 Medicines are provided free to refugees when prescribed by a PHC practitioner. However, refugees report sometimes needing to make a contribution towards their cost due to limited availability of the prescribed generic medicines.

43 Interpretation services provided by Facility-supported Bilingual Patient Guides are provided free of charge. However, refugees sometimes report the unavailability of such BPGs in hospitals due to the level of demand. In such cases they need to pay for an interpreter.

44 Information obtained from FGDs conducted by SUMAF as part of the Facility monitoring system.

45 One non-Facility Action also contributes to selected Health indicators.

Figure 5: Health Priority Area Intervention Logic



Output 1: Quality healthcare services are delivered through Facility-supported primary level healthcare facilities

INDICATOR NAME	TYPE	TARGET	BASELINE	INDICATOR VALUE	PROGRESS OVER TIME	TARGET ACHIEVEMENT RATE
H-Ot.01 Number of Facility-supported Migrant Health Centres (MHCs)	S	190	0	188	188 Q2/2022	99%
H-Ot.02 Number of Facility-supported Migrant Health Units (MHUs)	S	900	0	842	842 Q2/2022	94%
H-Ot.03 Number of consultations provided to refugees at Facility supported primary level healthcare facilities	I	34,413,871	0	26,248,115	1.7M Q2/2022	76%
H-Ot.04 Total number of vaccinations (doses) provided to refugee children with Facility support	I	0	0	7,256,792	890k Q2/2022	Target not set

Overall rating

Good

Result Achievement Assessment

Migrant Health Centres (MHCs): The number of regular MHCs and Extended MHCs (E/MHCs) operated by the MoH (through the SIHHAT II Action) is increasing yearly and has now reached 188 (an increase of 7 since the last FMR) – almost fully achieving the Facility target of 190⁴⁶. Fifty-one of the 188 MHCs were EMHCs at the end of Qtr 2 of this year, demonstrating the government's commitment to delivering PHC services to refugees by extending the number of MHCs in the 29 provinces and opening new ones in additional provinces. Seven new E/MHCs have been opened since the last reporting period: six in the existing provinces and one in a new province. The highest number of operational

⁴⁶ Whilst regular MHCs provide essential PHC services, including reproductive health, health literacy and outreach, the extended ones offer a broader scope of services, such as specialised internal medicine, gynaecologic, paediatric, MHPSS, health literacy (HL) and community outreach, and also offer some basic laboratory-testing and X-ray services.

E/MHCs is in İstanbul (30), followed by Hatay (29), Şanlıurfa (17), Adana and Gaziantep (12), Ankara, Bursa, İzmir and Mersin (8), and Kahramanmaraş (7). According to SIHHAT II, the number of E/MHCs is projected to reach 193 in 32 provinces by the end of 2022, with two new centres planned to be opened in Eskişehir and Düzce provinces⁴⁷.

Migrant Health Units (MHUs): E/MHCs are made up of two or more MHUs which comprise one doctor and one nurse. The number of MHUs reached 842 by the end of Qtr 2 of this year – an increase of 20 since the last FMR and has now reached 94% of the target. As can be seen from the dashboard above, the number of operational MHUs reported by MoH declined significantly for Qtr 4 2021 due to a revision in the methodology used to define an operational MHU (see previous FMR). Whilst the number of doctors working in the E/MHCs has increased since the last reporting period, it is still not enough to satisfy the needs of the existing MHUs. Nevertheless, SIHHAT II is making every effort to attract and train qualified professionals to fill the gaps – with support from its partners including the WHO.

Primary Health Care (PHC) Consultations: To date, the total number of PHC consultations provided to refugees within the MHC system reached almost 26.3 million (76% target achievement)⁴⁸. Since the beginning of SIHHAT II in 2020, the cumulative number of consultations has almost doubled. The first two quarters of 2022 alone saw approximately 3.4 million consultations delivered. Although it is almost double the number compared to the last two quarters of 2021 (almost 1.9 million), it is actually only 13% higher than the longer-term average of approximately 1.5 million consultations per quarter. The period from the start of COVID-19 (data reflected in Qtr 2 of 2020) to Qtr 4 of 2021 saw a quarterly PHC consultation level of an average of approximately 1 million (with the exception of Qtr 2 of 2021 which was 1.5 million). The explanation therefore appears to be that the consultations level is returning to its normal level but incorporates some element of ‘catching up’ on a backlog of health issues following the COVID-19 pandemic. Other factors to bear in mind include the increasing total number of PHC facilities in the reporting ‘portfolio’ and the increased outreach work conducted by the facilities’ mobile teams.

Almost two-thirds (65%) of the PHC consultations were delivered to females and 35% to males. This is in alignment with primary healthcare services delivery patterns from other countries in which females receive more healthcare services than males. A large proportion of the consultations are provided to children up to 4 years old and adults aged between 18 and 49. Females aged 18-49 received 35% of all PHC consultations provided during the first two quarters of the year while males of the same age group received only 10%.

It is worth noting that only about 1% of the consultations were provided to non-Syrian refugees despite the fact that they make up over 10% of the registered refugee population in Türkiye. This is probably partly due to the fact that whilst they can obtain free primary healthcare services from MHCs, these tend to be concentrated in areas which have high concentrations of Syrian refugees and very low concentrations of non-Syrian refugees. This question requires additional investigation.

The most consumed services were general PHC services (83%), followed by sexual and reproductive health (SRH) services (16%) and mental health and psycho-social support (MHPSS) services (1%).

Routine Vaccinations: During the first half of 2022, approximately 885,000 vaccination doses were provided to refugee children bringing the total number of vaccination doses administered to over 7.2 million since the start of the Facility.



Output 2: Quality healthcare services are delivered through Facility-supported secondary level healthcare facilities

INDICATOR NAME	TYPE	TARGET	BASELINE	INDICATOR VALUE	PROGRESS OVER TIME	TARGET ACHIEVEMENT RATE
H-Ot.05 Number of consultations provided to refugees at Facility supported secondary level healthcare facilities	I	65,447,487	0	47,753,813	 2.3M Q2/2022	 73%
H-Ot.06 Number of refugees treated as in-patients in hospitals	S	0	0	89,195	 89k Q2/2022	Target not set

Overall rating

Good

47 Whilst the SIHHAT II Action supports the operational costs of the E/MHCs a small number of the recently constructed ones were financed using other donor funds (Kuwait and South Korea). For details on Facility support to E/MHC infrastructure development see Output 4 of this chapter.

48 Although the MoH does not report to the Facility the refugee PHC consultations obtained from the regular Family Health Centres it estimates that approximately 1.2 million refugees are now registered with these facilities.

Result Achievement Assessment

Secondary Health Care (SHC) Consultations: Whilst secondary healthcare service provision to refugees is conducted by a network of approximately 1,000 SHC facilities (mostly public hospitals), currently Facility support in this area is limited to the provision of Bilingual Patient Guides (BPGs) and interpreters and the strengthening of physiotherapy and rehabilitation (PTR) units in hospitals.

The number of secondary healthcare consultations delivered to the refugee population since the beginning of the Facility has reached 47.7 million or 73% of the target with a 53% to 47% female to male ratio. The typical number of consultations per quarter fluctuates around 2.5 million. Whilst the number of hospital visits by refugees plummeted as a result of COVID-19 the latest figures for Qtr 2 of this year indicate a return to pre-pandemic levels. The number of additional consultations provided in the first half of this year was almost 4.5 million. Almost all (98%) of the consultations provided to-date were provided to Syrian refugees and only 2% to refugees from other countries. This may be partially explained by the fact that SHC services are now only provided free to Persons under International Protection (PuIP) and asylum seekers for the first year of their registration, after which they need to have private health insurance cover⁴⁹. Analysis by the type of SHC consultation provided is not possible as 97% of the consultations are not disaggregated. The remaining 3% are reported as PTR MHPSS consultations.

In-patient Treatment in Hospitals: The number of refugees treated as in-patients in public hospitals each quarter has fluctuated over the last few years but has usually remained within the 75,000 to 100,000 range. A peak of 97,000 was reached in Qtr 3 of 2021 but this has now dropped back to approximately 90,000 per quarter for the first half of 2022. The majority (96%) of the hospitalisations are accounted for by Syrian refugees.



Output 3: Improved healthcare staffing level and quality in high-refugee-concentration provinces

INDICATOR NAME	TYPE	TARGET	BASELINE	INDICATOR VALUE	PROGRESS OVER TIME	TARGET ACHIEVEMENT RATE
H-Ot.07 Number of healthcare service staff employed with Facility support	S	0	0	4,152	 4.2k Q2/2022	Target not set
H-Ot.08 Number of healthcare service staff trained with Facility support	C	15,081	0	12,211	 12k Q2/2022	 81%
H-Ot.09 Total number of 'person training days' provided to healthcare service staff with Facility support	I	107,140	0	94,469	 10 Q2/2022	 88%

Overall rating

Average

Result Achievement Assessment

Staff Employment: The number of healthcare staff employed with the Facility support increased by 98 over the course of the first half of this year and stood at 4,152 by the end of June 2022. Approximately 75% of these were assigned to the ten provinces with the highest proportion of refugees and 97% were employed by the MoH with Facility funding. Although no overall Facility target was set the shortfall between the current number of staff and the number which is required to adequately staff the MHC system persists despite the MoH's best efforts to address this issue. A large majority of those employed were Syrian nationals (75%), whilst those with Turkish nationality accounted for 21%, with the remaining 4% accounted for by other nationalities. The MoH continues to seek to recruit suitably qualified Syrian doctors as well as nurses and midwives⁵⁰.

It is noteworthy that a large number of SIHHAT-employed Syrian healthcare staff have obtained Turkish nationality in recent years. This includes most of the specialist doctors, approximately half of the general practitioner doctors, over one-quarter of the midwives, more than half of the BPGs at the PHC level, a quarter of other auxiliary staff and over half of the medical technicians⁵¹. Shortages of doctors persist, but the problem is more acute with certain specialisms such as dentistry, paediatrics and gynaecology. The number of psychologists and social workers recruited to-date (106) is also still significantly short of the target (225).

49 MoH criteria exist which enable some PuIPs and asylum seekers to renew/extend their free healthcare coverage after one year.

50 This includes problems with obtaining agreement from some Syrian doctors to relocate to provinces or towns which are far from their homes and where they do not have any support networks.

51 All of the psychologists, social workers and dentists are Turkish nationals due to their professional qualification requirements.





Of the 4,152 staff employed (covering both PHC and SHC services), there were 831 doctors (20%), 1,577 paramedics (38%) and 1,744 auxiliary staff (42%). SIHHAT reports that 3,242 (78%) of these staff were employed at the PHC level in the E/MHCs. A large number of auxiliary staff is explained by the fact that this category includes BPGs and interpreters and these are being deployed to SHC facilities across 64 provinces.

With recent increases in the proportion of non-Syrians in the refugee population, there is a need to adapt the delivery of healthcare services to speakers of languages other than Arabic. In particular, there is an urgent need to recruit and train additional BPGs who can interpret in languages such as Dari, Pashto and Persian. The MoH has started work on this recruitment programme.

Staff Training: There was almost no change in the number of healthcare staff trained with Facility support or in the number of training days delivered over the first half of 2022. The cumulative value remained almost constant at approximately 12,200. Although the overall level of achievement of the cumulative target stands at 81%, there continues to be little progress in the conduct of staff training under SIHHAT II due to problems experienced in the procurement of training providers. SIHHAT II, which has a target of training 5,575 healthcare staff, reports that it expects the procurement process to be completed by October 2022. Nevertheless, the MoH reports that it is conducting a minimum amount of training of E/MHC personnel with support from its own resources and using other sources.



Output 4: Increased healthcare service infrastructure capacity in high-refugee-concentration provinces

INDICATOR NAME	TYPE	TARGET	BASELINE	INDICATOR VALUE	PROGRESS OVER TIME	TARGET ACHIEVEMENT RATE
H-Ot.12 Number of healthcare facilities upgraded with Facility support	C	884	0	548		
H-Ot.11 Number of new healthcare facilities constructed with Facility support	I	67	0	1	Q2/2022	
H-Ot.13 Average completion level of (Facility-supported) healthcare facility construction projects	S	100	0	19	19 Q2/2022	

Overall rating **Weak**

Result Achievement Assessment

Healthcare Facilities Upgrading: To-date, a 62% achievement rate has been registered against the target of 884 healthcare facilities to be upgraded. This applies to the whole life of the Facility and the 548 facilities upgraded to-date relates to the first tranche of funding (21% of the figure relates to equipment provision whilst 79% relates to vehicles supplied).

The Facility support extends not only to construction but to the rehabilitation of existing facilities, entailing refurbishments and provision of equipment, vehicles and furniture. It is planned to upgrade 160 healthcare facilities under the SHIFA Action and 50 under SIHHAT II. No progress has been registered yet in terms of the number of facilities upgraded since the start of both Actions. This is due to the fact that the SHIFA Action has experienced a series of significant delays related to infrastructure planning and construction procurement processes. The main works foreseen are the refurbishment and equipping of five state hospitals, 110 PTR units and more than 44 E/MHCs. Work is progressing on procuring the contracts for the upgrading (equipping) of the 110 hospital PTR units.



New Healthcare Facilities Construction: Only one new healthcare facility has been constructed to-date, which is the hospital in Hatay province. The hospital has now entered its operational stage (which accounts for the value of '1' for Indicator H-Ot.11 above) – which occurred in May 2022. It is now in its one-year defects notification period.

Construction Completion Rate: The average construction completion level of healthcare facilities is now 19% - up from 17.7% at the end of 2021. The target of 67 new healthcare facilities constructed with Facility support includes two state hospitals and 65 E/MHCs - the construction of the new MHCs is scheduled to start in early 2023.

Whilst the construction of the Kilis hospital had also been completed by the end of Qtr 2 of this year (and the oral/dental facility was functioning) the main hospital was not yet operational due to some resources challenges faced by the MoH relating to bringing the hospital into operation. It is now expected to become operational in November of this year⁵².



Output 5: Increased level of refugees' awareness and knowledge relating to health-seeking behaviour and local healthcare provision

INDICATOR NAME	TYPE	TARGET	BASELINE	INDICATOR VALUE	PROGRESS OVER TIME	TARGET ACHIEVEMENT RATE
H-Ot.14 Number of refugees reached through outreach activities with Facility support	I	266,371	0	312,777		
H-Ot.15 Percentage of refugees reporting having received healthcare awareness messages	S	0	0	0	-	Target not set

Overall rating **Average**

Result Achievement Assessment

Community Outreach: SIHHAT II picked up speed regarding its outreach activities over the first six months of this year, reaching approximately 74,000 people. Some 145,000 people have reportedly been reached to-date since the start of the Action bringing the overall progress to over 300,000 to-date⁵³. SIHHAT II reported that 107 community outreach teams (made up of social workers, nurses/midwives, BPGs and psychologists, where possible) were operational in 28 provinces in Qtr 2. Outreach teams are made up of E/MHC staff and each team usually conducts one outreach activity/visit per week⁵⁴. Almost two-thirds (61%) of the refugees reached were women. The proportion of Syrian refugee beneficiaries of the outreach was 97%, which indicates that non-Syrian refugees are under-served in this area – due partially to the fact that SIHHAT II is geographically focused on high Syrian refugee concentration provinces and districts and also because the Action lacks BPGs able to work in other languages (e.g. Dari; Farsi).

Healthcare Awareness-raising: The MoH significantly increased its level of health literacy (HL) work to refugees from mid-2021 onwards. The SIHHAT II Action has developed a range of health literacy materials and was conducting HL trainings in the MHCs during the first two quarters of this year. According to SIHHAT reports, over 1,200 health literacy trainings were conducted at the extended and regular MHCs in Qtr 2 of this year but only about 8,000 refugees benefitted from these, suggesting that the level of activity appears to still be relatively low in relation to the need. There is therefore an urgent need to increase the overall level of effort in this critical area.

No data is currently available to report against the number of people receiving healthcare awareness messages as the SIHHAT II pre-survey, which was originally supposed to be completed in 2021 was ongoing at the time of preparing this report. The results are expected to be available for the next FMR.








⁵² In the upcoming revision of the Facility RF, Stage 1 (of the six-stage progress monitoring system used to-date for monitoring Facility-supported infrastructure construction) is likely to be broken up into several sub-stages in order to show greater progress for this indicator.

⁵³ Although the dashboard above indicates an over-achievement of the target, this relates to the whole Facility life since its start and was heavily influenced by one NGO Action which reportedly 'reached' a very large number of refugees using on-line methods.

⁵⁴ According to SIHHAT II, the outreach teams 'deal with social work issues, psychological diagnosis, identification of support studies, effective communication and empathy, stress management, reducing the impact of trauma, and other necessary PSS work'.



Intermediate Outcome 1: Increased availability and accessibility of quality healthcare services in high-refugee-concentration provinces

INDICATOR NAME	TYPE	TARGET	BASELINE	INDICATOR VALUE	PROGRESS OVER TIME	TARGET ACHIEVEMENT RATE
H-Oc.04 Average number of refugees per Migrant Health Unit (MHU)	S	3,500	34,100	4,336	 4.3k Q4/2021	 81%
H-Oc.05 Number of doctors per 10,000 population	S	21	18	22.1	 22.1 Q4/2021	 105%
H-Oc.06 Number of hospital beds per 10,000 population	S	30	26	28.7	 28.7 Q4/2021	 96%
H-Oc.08 Percentage of post-partum refugee women who received at least one Postnatal Care (PNC) consultation	S	75	39	58.4	Q3/2020	 78%

Overall rating **Good**

Result Achievement Assessment

Migrant Health Unit (MHU) Coverage: According to the Facility target, each PHC facility should serve 3,500 service users. By the end of Qtr 2 of this year, the average value for MHCs was reported as 4,336⁵⁵. The ratio has declined a little (by 108) over the last 18 months. Although the number of MHUs is anticipated to rise in the coming two years, the size of the refugee population is also projected to rise (due to new births) so it is not clear to what extent the target rate will be achieved. As reported previously, there are major differences in the ratio across the provinces with some having a ratio of more than 10,000 refugees per MHU. Six provinces have twice the target number per MHU or higher (Manisa, Muğla, Samsun, Burdur, Sakarya and Denizli).

Doctor Coverage: The number of doctors per 10,000 head of population is a standard health sector indicator relating to the overall level of resourcing of the national public healthcare system in the provinces covered by SIHHAT II. As this is an annually reported indicator (reported at the end of each calendar year), there is no change to the previously reported value. The number has been steadily increasing since SUMAF started collecting the data – rising from 18.9 in 2018 to 22.1 by the end of 2021. The target of 21 has therefore been achieved.

Hospital Bed Coverage: The number of hospital beds per 10,000 head of population is similar to the preceding one and its reporting frequency is also annual (at year-end). It indicates the adequacy of hospital in-patient capacity in the high-refugee-concentration provinces. The trend in the reported values for this indicator indicates a steady increase in the number of hospital beds per 10,000 population, from 27 at the end of 2018 to 28.7 at the end of 2021 – still somewhat short of the established target (30).

Antenatal Care (ANC) Consultations: Data on the average number of antenatal care (ANC) consultations provided to pregnant refugee women – according to the Facility RF definition – was not available for the current reporting period⁵⁶. SIHHAT reported providing 143,384 ANC consultation for 59,667 pregnant (refugee) women during the first half of 2022 (2.41 ANC consultations per pregnant refugee woman).

Postnatal Care (PNC) Consultations: No recent data has been supplied for this indicator as the data source is the SIHHAT pre and post surveys and the last one of these to be completed was in 2020. However, SIHHAT reported providing 77,197 PNC consultations over the first six months of 2022.

The value reported in Qtr 3 of 2020 was 58.4% (i.e. this proportion of women giving birth subsequently received one or more postnatal care (PNC) consultations. Although this was 19% points above the baseline, it was still 17% points beneath the target level. The SIHHAT II pre-survey (ongoing at the time of writing) – hence an updated value for the indicator is expected to be available for the next FMR.

⁵⁵ The target was set based on the CEB/SHIFA Action for the indicator.

⁵⁶ The MoH has supplied data against this indicator, but it does not satisfy the RF's indicator definition.



Intermediate Outcome 2: Improved health literacy and health-seeking behaviour of refugees

INDICATOR NAME	TYPE	TARGET	BASELINE	INDICATOR VALUE	PROGRESS OVER TIME	TARGET ACHIEVEMENT RATE
H-Oc.09 Percentage of refugees who demonstrate an adequate level of health literacy	S	40	18	23.7	Q3/2020	59%
H-Oc.10 Percentage of refugees who report improved health-seeking behavior	S	45	37	37.7	Q3/2020	84%

Overall rating **Average**

Result Achievement Assessment

Health Literacy: Health literacy plays a crucial role in reducing child mortality, improving maternal health, combating infectious diseases and improving health outcomes. Data for this indicator comes from the SIHHAT II surveys. The survey uses Türkiye's Health Literacy Scale. The pre-survey results should be available by the end of 2022 and will be reported upon in the next FMR. The last reported value for the percentage of surveyed refugees who demonstrated an adequate level of health literacy was 23.7%, up from the Facility baseline (2017-18) of 18%. Whilst it is recognised that this type of indicator is difficult to significantly influence, the increase was small and far below the SIHHAT II target of 40%.

Low health literacy levels result in difficulties for people in making judgements and decisions regarding the management of their healthcare. According to the WHO health Literacy study conducted in 2020 (and reported upon in previous FMRs), the factors which appear to be closely correlated with particularly low health literacy levels amongst the Syrian refugee community are the following: being over 60 years of age; having a low education level; not being legally registered as a SuTP; speaking only Arabic (no Turkish) and having a low income. The study found that the level of health literacy was higher among men, adults aged 19–29 years and unmarried individuals and also among multilingual individuals. As the level of education increases, the percentage of those with a sufficient level of health literacy also increases⁵⁷.





Whilst the latest value of the key health literacy indicator will only be known in early 2023 it appears that the level of investment by the Facility in this critical area needs to be increased. From a series of focus group discussions (FGDs) recently conducted with beneficiaries in four provinces as part of the Facility Monitoring system it appears that the proportion of the Syrian refugee population directly reached by health literacy training activities is small in comparison to the need.

Health-Seeking Behaviour: Data for the proportion of refugees who report that their level of health-seeking behaviour has improved is supposed to be collected every two years as the data source is the SIHHAT surveys (pre-survey and post-survey). Updated data should be available in Qtr 1 of 2023 in time to be reported in the next FMR.

⁵⁷ Assessing the health literacy and health communication needs of Syrian refugees in Türkiye. WHO Regional Office for Europe. UN City. Copenhagen. 2020.



Long-term Outcome: Refugees and host communities access and receive quality healthcare services in the public health system

INDICATOR NAME	TYPE	TARGET	BASELINE	INDICATOR VALUE	PROGRESS OVER TIME	TARGET ACHIEVEMENT RATE
H-Oc.01 Proportion of reproductive age refugee women expressing an unmet need for reproductive health services	S	20	46	36.9	Q3/2020	 54%
H-Oc.02 Number of refugee infants (0-2 years) born in Türkiye who have completed the (national calendar) vaccination programme	I	250,000	51,158	151,967	 60k Q2/2022	 61%
H-Oc.03 Percentage of health service users expressing satisfaction with the quality of service they received	S	76	72	81	Q3/2020	 107%

Overall rating⁵⁸ **Good**

Result Achievement Assessment

Access to Reproductive Health Services: An unmet need for family planning is defined as the discrepancy between women's fertility preferences and their use of contraceptive methods. Women who want to stop or delay pregnancy but who are not using any contraceptive methods have an unmet need for family planning. Multiple factors contribute to the unmet need, such as lack of accessible family planning services, low awareness of women on the availability and types of contraceptive methods, fear or concerns about side effects, and social and cultural factors. Improving access to reproductive health services is one of the priorities of the Sustainable Development Goals (SDGs). The objective was set of achieving 100% access so that nobody experiences an unmet need for family planning by 2030.

The data on the level of unmet need for RH services is supplied from SIHHAT surveys which are supposed to be conducted once every two years. The last reported data is from Qtr 3 of 2020 and showed that 36.9% of women of reproductive age had an unmet need for family planning. With a Facility baseline value of 46% the progress made to-date is reasonable, but much more needs to be done to achieve the ambitious target of 20%.

Research published by UNFPA in 2020 found that the level of unmet need for RH services among Syrian refugee women is twice as high as for Turkish women. It also found that 57% of married Syrian women of reproductive age didn't use any contraceptive method to prevent pregnancy, and that 43% of Syrian women used traditional methods to avoid conception. However, half of them wanted to use a modern contraceptive method. Another finding was that women's access to healthcare services and especially to family planning services, decreased due to COVID-19 and that it is likely that the current level of unmet need is much higher compared to the pre-pandemic period.

A review of the SIHHAT II Action conducted by SUMAF in May 2022 found a scarcity of modern contraceptive methods available at visited MHCs, with the exception of a limited number of condoms. It found that women who come to the MHCs requesting family planning services are usually referred to hospitals where Intra-Uterine Devices (IUDs) can be implanted. The review also found a very limited level of availability of information materials related to reproductive health, family planning and contraception methods.

Child Vaccinations: Indicator H-Oc.02 measures the level of immunisation coverage for vaccine-preventable diseases and refers to the immunisation rate of children up to 24 months in terms of completion of the Turkish national vaccination calendar. Data on this indicator is reported upon twice a year. During the first half of 2022, approximately 60,000 refugee children completed the national vaccination calendar. The level of achievement of the target established for the SIHHAT II Action is 61% (with almost 150,000 infants vaccinated).

In the past, there was a major issue of refugee children arriving in Türkiye having missed many doses of vaccination and that even after their arrival and settlement in Türkiye children were missing doses for a number of reasons related to awareness of, and access to the vaccination programmes. Following the conduct of numerous vaccination campaigns and the establishment by the MHCs of communications methods to ensure that parents bring their new-borns and

⁵⁸ Although no new data is available the last FMR's progress rating has been retained.

infants for their scheduled vaccinations, the situation has improved⁵⁹. Nevertheless, a 2021 UNICEF report indicated that the COVID-19 pandemic had negatively affected vaccination campaigns around the world, including in Türkiye^{60,61}.

Service User Satisfaction: The data for the proportion of health service users who are satisfied with the services they received comes from a biennial (two yearly) SIHHAT II survey. It is measured on a *Likert* scale ranging from very dissatisfied to very satisfied. The most recent survey (Qtr 3 2020) found that the satisfaction rate was 81% which is well over the target level of 76%. There was a higher level of satisfaction with secondary health services (82%) than primary health services (78%). These findings were confirmed by a WHO study of patient satisfaction and experience in MHCs which was conducted at the end of 2019⁶². The study found that those patients who obtained explanations from the doctor about their medical condition were 8.9 times more likely to be satisfied than those who didn't. Similarly, those who felt they had enough time with a healthcare worker or received comprehensive examination and respect were also more satisfied. The strongest predictor of satisfaction level was having a sufficient length of consultation time, followed by receiving a thorough examination and being treated with respect by a nurse. These findings were further confirmed by the results of the recent FGDs conducted with Syrian refugees in four provinces in September-October 2022.

59 In the group interviews conducted this year refugee women consistently report that the level of follow-up with them on vaccinations of their infants is good.

60 UNICEF, "Measles cases are spiking globally," <https://www.unicef.org/stories/measles-cases-spiking-globally> 2021.

61 A recent study found a reduction in the immunisation level of children in high-refugee populated provinces and suggested that this could contribute to an increase in the spread of vaccine-preventable diseases across the country - Bilge Erten, Pinar Keskin et al. Syrian Refugee Inflows, Health Care Access, and Childhood Vaccination in Türkiye June 30, 2022.

62 78.2% of them were satisfied with healthcare services (80.1% of males and 77.2% of females). Patients reported a higher satisfaction level with the MHPSS services (84.8%). The lowest levels were for emergency services (17.6%) and dental services (8.3%) Source: Patient satisfaction and experience at migrant health centres in Türkiye. Copenhagen: WHO Regional Office for Europe; 2021.

3. Protection

The first six months of this year witnessed the complete removal of COVID-19 related restrictions and the return of services provision to a mostly face-to-face modality. The pandemic has left a number of legacies however, most notably in terms of the economic conditions of refugee households and also (and partly relatedly) in terms of mental well-being. The legacy in terms of the situation of women and children is also significant. As reported in previous FMRs the pandemic had a disproportionately greater impact on women's income-earning opportunities in comparison to men's and provoked a marked increase in the prevalence of domestic violence and resultant family breakdown.

Alongside these developments, the level of tolerance and acceptance of the refugee community by the Turkish host community has deteriorated significantly over the last year and, as reported elsewhere in this FMR, this has led to a much higher level of discrimination and bullying in schools. The combination of these factors, combined with sharp increases in the cost of living, appears to have accelerated the rate of dropout of older school-age children from school. Additionally, the introduction of new policies related to SuTP registration appears to have increased refugees' needs for advisory and legal services. In summary, the COVID-19 pandemic, the economy and the general negative social context in high-refugee-concentration provinces and districts have combined to make the need for effective protection services provision as great as ever.

The Government of Türkiye introduced changes to the system governing the registration of SuTPs as of 6 June 2022. Accordingly, newly arrived Syrians are moved to Temporary Accommodation Centres (TACs) and their registration is contingent upon a positive security clearance. The uncertainties around the duration of their stay at TACs, the situation of vulnerable refugees, and the lack of access to TACs by the refugees' lawyers as well as UNHCR require further clarification. This hampers partners' ability to facilitate registration and legal assistance as well as protection of the most vulnerable Syrian refugees.

Regulatory changes affecting the protection environment and partners' responses have not been limited to the transfer of Temporary Protection Identification Document (TPID) registration to Temporary Accommodation Centres (TACs). The address verification exercise conducted by the Provincial Directorates of Migration Management (PDMMs) for the SuTPs and the closure of a high number of neighbourhoods and provinces to refugees have created further challenges (e.g. moves, finding rentals in open neighbourhoods, new school enrolment, etc.), exposing refugees to protection risks. These occurred in a context where refugees already faced difficulties accessing social services and exercising their rights due to such factors as a lack of relevant and up-to-date information, language and cultural barriers, capacity issues and financial constraints.

Protection Support Strategy⁶³

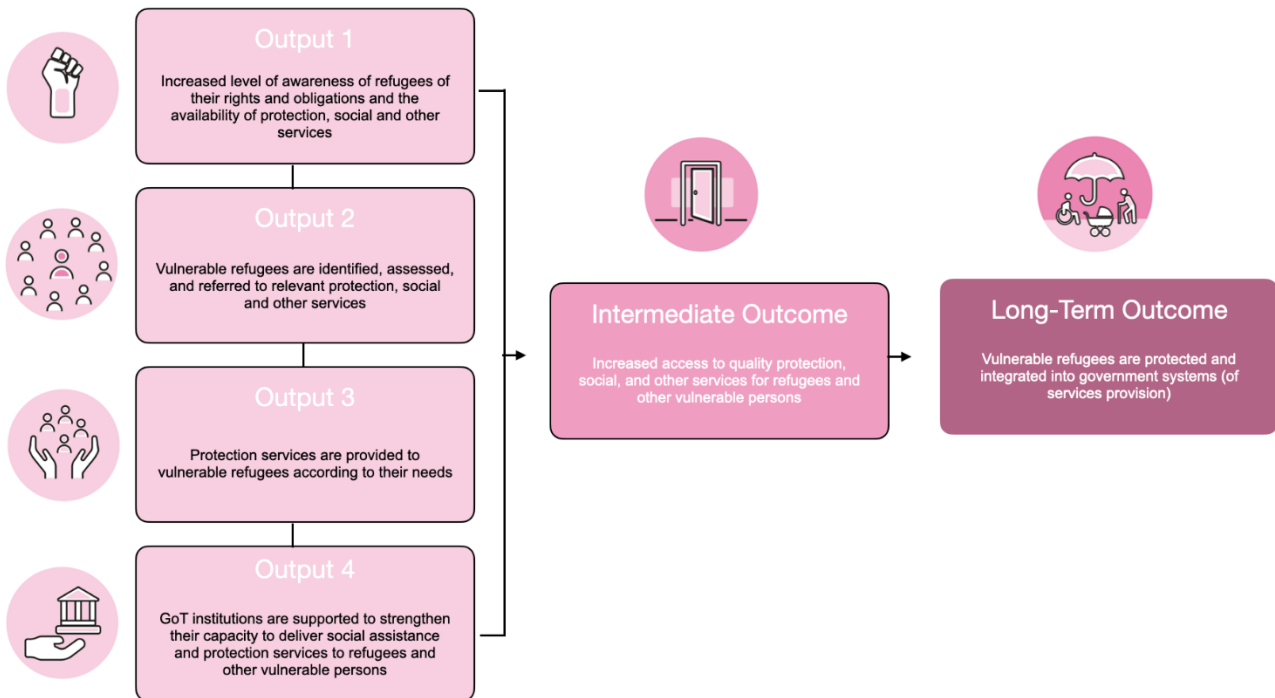
Protection is one of the main pillars of DG ECHO's strategy in Türkiye. UN agencies and INGO partners, along with their local partners, have continued to provide specialised protection services to refugees (both Syrian and non-Syrian) in Türkiye and facilitated their access to registration, documents, and public services.

In the first half of 2022, 14 partners implemented 19 protection actions. These provided support to registration; awareness raising (AR) sessions; individual protection assistance (IPA)/case management (CM); information and group counselling; legal counselling and assistance, and psycho-social support (PSS). In addition, public institutions have been supported through capacity-building activities. Protection monitoring reports and research studies on needs, gaps and risks that refugees face have helped partners conduct advocacy events.

Support to registration, as in previous years, lies at the core of protection interventions as it ensures the protection of refugees by legalising their status and enabling them to access essential services. Through UNHCR, the registration and protection services are supported through the employment of 573 staff deployed to the PDMMs in 63 provinces. The Facility's strategy in supporting this priority area is summarised in Figure 6 below:

⁶³ A total of 22 non-Facility Actions also contribute to selected Protection indicators. These are Actions financed by the EU and managed by ECHO which are usually follow-on projects from Facility-funded Actions.

Figure 6: Protection Priority Area Intervention Logic



Output 1: Increased level of awareness of refugees of their rights and obligations and the availability of protection, social and other services

INDICATOR NAME	TYPE	TARGET	BASELINE	INDICATOR VALUE	PROGRESS OVER TIME	TARGET ACHIEVEMENT RATE
P-Ot.01 Number of individuals who participated in (Facility-supported) information provision and awareness raising activities	I	1,406,159	0	1,402,852	40k Q2/2022	100%
P-Ot.02 Average level of awareness among the refugees of their rights and obligations relating to accessing protection services	S	0	0	0	-	Target not set

Overall rating **Good**

Result Achievement Assessment

Awareness-raising Activities: Since the beginning of the Facility, refugees have been supported with group information provision and awareness raising sessions either in the service centres, public places (outreach) or, remotely, via online tools - particularly during the COVID-19 pandemic. Through the group sessions, beneficiaries can receive information on their rights, obligations, availability of social services and entitlements, and any changes in regulations that may affect them. By the end of June 2022, in total, over 1.4 million refugees had participated in group information/awareness sessions since the beginning of Facility support. Over 81,000 refugees out of the total figure had received such sessions during the first half of 2022 - a 57% increase compared to the second half of 2021.

IPs report that beneficiaries mostly prefer to attend online sessions rather than visiting social service centres due to the costs of attendance (e.g. public transportation) and due to family constraints, such as having children to care for at home etc. This shift from an in-person to online modality allows partners to reach more people in the same session and is particularly preferred.







Among the different types of awareness sessions, a particularly significant increase (74%) was reported in the social services/entitlements-related sessions compared to the last six months of 2021. Implementing partners report that this can be attributed to the worsened socio-economic conditions of refugees as they have received more requests for

information on socio-economic assistance schemes and livelihood opportunities. Another reason given is that policy changes such as the address verification exercise and neighbourhood population dilution policies have directly affected the refugees, exposing them to protection risks. In response, protection partners have increased their group information provision and awareness-raising activities to provide up-to-date information.

Refugee Awareness Levels: Whilst IPs report that they conduct a variety of monitoring exercises to assess their beneficiaries' level of understanding of information provided through awareness-raising activities, no survey has recently been conducted to assess the level of awareness of refugees' rights and obligations regarding accessing protection services. Group meetings with refugees recently conducted in four provinces as part of the Facility monitoring system found a generally high level of awareness of refugees of their rights and obligations which indicates a positive outcome of the IPs' awareness-raising work⁶⁴. However, the recent modifications to the eligibility criteria for receiving ESSN cash transfers do not appear to have been adequately understood by refugees. Additionally, the changes introduced by the government to regulations regarding the 'closing' of certain neighbourhoods to new refugee residents, the suspension of SuTP registration of new arrivals and the increased difficulties and confusion in some locations regarding accessing education services and the PDMs to update their records indicates a need for IPs to quickly adapt their communications activities to address these issues.



Output 2: Vulnerable refugees are identified, assessed, and referred to relevant protection, social and other services

INDICATOR NAME	TYPE	TARGET	BASELINE	INDICATOR VALUE	PROGRESS OVER TIME	TARGET ACHIEVEMENT RATE
P-Ot.03 Number of identified and assessed individuals with Facility support	I	3,205,105	0	3,425,472	 85k Q2/2022	 107%
P-Ot.04 Number of referrals made to external services with Facility support	I	1,647,608	0	1,204,421	 58k Q2/2022	 73%
P-Ot.05 Number of individuals referred to relevant external (specialised) services with Facility support	C	1,362,528	0	1,013,681	 1M Q2/2022	 74%

Overall rating

Good

Result Achievement Assessment

Identification and Assessment of Individuals: During the first half of 2022, a total of 173,187 new individuals were identified and assessed which is a slight increase on the value reported for the previous six months. Nearly half (45%) of the individuals were identified through self-referrals by either visiting community centres or contacting IPs using online or phone-based methods. This indicates both an increase in the level of awareness of refugees of the services available in the supported centres and an increased perceived need for urgent support to respond to changes in the refugees' circumstances.

In terms of assessed vulnerabilities, data show that compared to the previous reporting period, there is an increase in all types of protection risks except for two categories: individuals with no specific protection risk (49% decrease) and individuals being registered outside of the province they live in (21% decrease). The main increases have been observed in the identification of LGBTI cases at risk (66% increase); unregistered refugees (64% increase); other specific protection risks (48% increase) mostly referring to access to services issues. During the reporting period, 'child-at-risk' and 'other specific protection risk' were reported as the first two main vulnerability categories identified.

Child-at-risk cases mainly cover child labour, child marriage and out of school children (including students enrolled but not attending school). Implementing partners' reports and Action monitoring reports indicate an increase in out-of-school children and child labour due to a number of factors including peer bullying and discrimination by the teachers and school administrators (see *Education priority area chapter of this report*).

Reported quarterly data also shows that there is a 48% increase in the identification of other specific protection risks. Implementing partners and monitoring mission reports highlight increased social tension between the host community and refugee populations and, as a consequence, increased discrimination in accessing schools, hospitals, and social service centres.

64 The FGDs were conducted by SUMAF in September-October 2022 and covered Gaziantep, Şanlıurfa, İstanbul and Bursa.





There was a major increase (63%) in the number of unregistered individuals identified and assessed by the IPs compared to the last half of 2021. In parallel, there was a 21% decrease in the number of newly identified refugees living outside of the registration province. According to partners, this is mainly due to deactivation of IDs following the address verification exercise. The increase in the number of LGBTI cases in need of protection support can be linked with changes in the registration regulations as living outside of the registration province is a quite common risk among the LGBTI community. A significant decrease was reported in the number of individuals identified and assessed with no specific protection risk. This may indicate a better focus on the most vulnerable cases with high protection risk (as per HIP requirements).

Referrals to External Specialised Services: From January to June 2022, more than 120,000 referrals to external specialised services were made by the IPs bringing the total number of referrals since the start of the Facility to over 1.2 million. The number of individuals receiving these referrals increased by just over 91,000. The majority of these were made to governmental organisations (72%) while the remaining were to the non-governmental organisations (NGOs) which indicates the ongoing transition from humanitarian service providers to more sustainable public services. The highest proportion of referrals was made to protection (31%) and education (21%) services. In percentage terms, the vulnerabilities showing the greatest increase between the last reporting period and this one were (S)GBV survivor; Child-at-risk; Human trafficking victim; LGBTI-at-risk; Mental/physical disability; Not registered and ‘Other specific protection risk’. IPs report that the increased numbers reported for mental/physical disability and SGBV victims are also due to new projects or efforts focusing on these issues. One IP found from its monitoring work that the improved level of awareness of women of SGBV issues and support availability has led to a general increase in the willingness and ability of women to report cases, which is a positive result.

Referral to protection services covers mostly referrals to PDMMs on registration-related issues. Beneficiaries facing difficulties with address verification procedures also received referral assistance from the service providers. Education-related referrals remain high due to the increase in the number of school dropouts and out-of-school children due to a combination of socio-economic conditions, peer-bullying and discrimination.



Output 3: Protection services are provided to vulnerable refugees according to their needs

INDICATOR NAME	TYPE	TARGET	BASELINE	INDICATOR VALUE	PROGRESS OVER TIME	TARGET ACHIEVEMENT RATE
P-Ot.06 Number of protection services provided with Facility support	I	3,873,522	0	4,182,870	 94k Q2/2022	 108%
P-Ot.07 Number of individuals who benefited from (Facility-funded) protection services	C	3,306,585	0	2,475,504	 2.5M Q2/2022	 75%

Overall rating **Good**

Result Achievement Assessment

Protection services provision: During the first half of 2022, more than 230,000 specialised protection services were provided to vulnerable refugees which represents an increase of about 10% over the number reported in the last FMR. Over 4.1 million services have been provided to just over 2.4 million refugees since the beginning of the Facility. The type of protection service experiencing the greatest increase was that of group-based psycho-social support (PSS) sessions whilst the number of individual PSS sessions dropped by 46%. IPs report that this is mainly due to the fact that service providers could return to conducting group sessions following the complete removal of COVID-19 restrictions, and also a general move to increased use of on-line sessions.









The data also shows a very major increase (of around 58%) in the number of non-Syrian refugees benefitting from the protection services compared to the previous reporting period (up from 123,000 to 194,000). This can be partially ascribed to protection partners implementing new projects (or adapting existing projects) to respond to the needs of non-Syrians – and particularly in response to the recent increase in the number of refugees from Afghanistan⁶⁵.

Reported data shows a 93% increase in legal aid services provided during the reporting period compared to the previous six months. This is mainly due to the new government-led exercises affecting the registration status of the refugees. Beneficiaries contacted IPs to seek legal assistance to re-activate their IDs which were suspended following the address verification exercise conducted at the start of the year by the PDMMs.

⁶⁵ IPs have had to respond to the issue of many Afghans' unregistered status and the threat of deportation back to Afghanistan.



Output 4: GoT institutions are supported to strengthen their capacity to deliver social assistance and protection services to refugees and other vulnerable persons

INDICATOR NAME	TYPE	TARGET	BASELINE	INDICATOR VALUE	PROGRESS OVER TIME	TARGET ACHIEVEMENT RATE
P-Ot.08 Number of social services and migration management staff employed with Facility support	S	649	0	649	 649 Q2/2022	 100%
P-Ot.09 Number of Social Service facilities upgraded with Facility support	C	75	0	30	 0	 40%
P-Ot.10 Number of Social Services Centres (SSC) staff trained with Facility support	C	9,729	0	2,744	 2.7k Q2/2022	 28%
P-Ot.11 Total number of 'person training days' provided to Social Services Centres (SSC) staff with Facility support	I	46,925	0	9,715	 3.4k Q2/2022	 21%

Overall rating **Good**

Result Achievement Assessment

GoT Institutional Staff Support: The Presidency of Migration Management (PMM) and the Ministry of Family and Social Services (MoFSS) continued to receive staff support during the first half of this year. Within the scope of CTE programme (child protection component), as of June 2022, MoFSS's Social Service Centres (SSC) have been supported in 14 provinces. The support includes the hiring of 76 Social Service Staff (25 interpreters and 51 social workers) who are working in MoFSS Social Service Centres (SSC) (all are Turkish nationals and 70% of them are female).

The Facility has continued to provide institutional support to the PMM (formerly DGMM) via the PDMMs in 61 provinces through the UNHCR-implemented Action. The Action supports 573 migration management staff - an increase of 20 since the previous FMR. The total number includes 397 interviewers, 92 protection desk officers and 84 staff of other professions such as process manager, receptionist, runner, ICT expert, and support staff - in 61 provinces. UNHCR also provided PMM/PDMM with equipment and training.





Staff Training: An additional 1,538 SSC staff were trained over the second half of the year, bringing the total to just over 2,700, which is currently 28% of the overall Facility target. Approximately 6,000 additional training-days were delivered largely as a result of the UNICEF-implemented Action. More training is planned for the rest of this year and into next year.

Social Services Facilities Upgrading: The SOHEP Action (implemented by the MoFSS) is currently implementing a Social Services capacity development programme which includes the upgrading of 45 Social Service Centres (SSCs), 6 elderly Day Care Centres (DCCs) and 75 Child Protection Units (CPUs) in selected provinces. The Action also includes training for central and provincial staff of the Ministry. The Action had a slow start but has advanced its work during the first half of this year⁶⁶.

⁶⁶ Details on the progress made will be summarized in the next FMR.



Intermediate Outcome: Increased access to quality protection, social, and other services for refugees and other vulnerable persons

INDICATOR NAME	TYPE	TARGET	BASELINE	INDICATOR VALUE	PROGRESS OVER TIME	TARGET ACHIEVEMENT RATE
P-Oc.02 Number of refugee registration record updates conducted	I	5,114,195	1,766,250	5,633,584	 750k Q2/2022	 110%
P-Oc.04 Percentage of refugees reporting being satisfied with the protection services they received	S	80	0	91	 91 Q2/2022	 114%

Overall rating **Good**

Result Achievement Assessment

Refugee Registration Record Updates: Support provided to the PDMMs continued over the first half of 2022 resulting in the updating of an additional 1.5 million refugee registration records - a 35% increase compared to the previous reporting period⁶⁷. The increase is due to the return to full capacity-utilisation within the PDMMs and the extra staffing financed by the Facility (*see above*). Much of the record updating was associated with the need for refugees to update their registered addresses following the address verification exercise carried out early in the year by the PDMMs.

The efficiency of the PMM's registration updating process appears to vary considerably by geographic area and is probably related to the density of the refugee population served by each PDMM office. Some PDMM offices are clearly overloaded with the quantity of updates they have to handle. Feedback from interviews with groups of refugees in Gaziantep, Şanlıurfa and İstanbul indicates that there appears to be a problem of inconsistency of information provided to refugees by individual PDMM staff in terms of the documentation required to update individual records. This has reportedly led to refugees having to make and attend several appointments to resolve their cases, a process which can take a long time. There is also a reported problem of some landlords and Mukhtars refusing to provide refugees with documents needed to prove their addresses. In some high-refugee-density provinces, there are multiple reports of the existence and increasing use of 'brokers' who will resolve refugee registration problems with the local PDMM for a fee. Overall, refugees in some areas are reporting experiencing many difficulties in accessing PDMM services⁶⁸.

Refugee satisfaction with protection services: Over the first half of 2022, five beneficiary satisfaction surveys (covering 3,489 beneficiaries) were conducted by five different IPs to assess beneficiaries' satisfaction with the protection services they received. Overall, 91% reported being satisfied with the protection services.



Long-term Outcome: Vulnerable refugees are protected and integrated into government systems (of services provision)

INDICATOR NAME	TYPE	TARGET	BASELINE	INDICATOR VALUE	PROGRESS OVER TIME	TARGET ACHIEVEMENT RATE
P-Oc.01 Level of refugee reported ease of access to government services	S	0	0	0	-	Target not set

Overall rating **Data Not Available**

Result Achievement Assessment

No new survey data has become available to the Facility monitoring system on refugees' reported level of ease of access to government services. The data for the indicator from the Inter-agency Protection Sector Needs Assessment (Round 6), is expected to be available for the next FMR.

67 The indicator refers to discrete registration record updates and not to individuals whose records are updated. Multiple updates to one individual's record are counted as separate updates.

68 The UNHCR-coordinated Inter-Agency Protection Needs Assessment Survey Round 5 (January 2022) found the PDMMs to be one of the top two services in terms of difficulty of access. This was confirmed from the qualitative data collected by SUMAF in three provinces in October 2022.

4. Basic Needs

As outlined elsewhere in this report, the ability of refugees to meet their basic needs has deteriorated since the start of the pandemic due to the contraction in economic activity caused by the pandemic and the post-pandemic rises in the cost of living. Although the level of economic activity, and therefore the labour market, has since recovered, the pressure of cost increases and debt burdens on businesses increased, leading to a greater focus for businesses on reducing their production costs. In the regions where the refugee communities are concentrated, certain sectors predominate and in these sectors the level of informal labour is high. Refugees report that jobs are available in urban and semi-urban areas but that the jobs are insecure, working conditions are poor and the remuneration is low – often much lower than the minimum wage. The acceleration of inflation since last year, combined with a range of problems in finding rented accommodation, has led to a major increase in rental costs in certain high-refugee-concentration areas. The January round (Round 5) of the multi-IP-implemented Inter-Agency Protection Sector Needs Assessment survey found that the percentage of refugees who reported being unable to meet their basic needs had risen to 55% from 39% reported in the Round 4 survey six months earlier.

Basic Needs Support Strategy⁶⁷

The Facility’s strategy combines the channelling of support to meet refugees’ essential needs through international aid agencies and national NGOs with the provision of support to the GoT’s social assistance system. This involves the provision of resources directly to targeted beneficiaries (both as cash and in-kind). It includes specific occasional or periodic support (e.g. winter fuel subsidies, supermarket vouchers, clothing etc.); one-off cash transfers; and regular monthly unconditional cash transfers. Whilst a number of Actions have been and continue to be supported in this priority area, the investments are concentrated in the Emergency Social Safety Net (ESSN) programme (now in its third phase) and the Complementary ESSN (C-ESSN) programme which was signed in December 2020 and which began making cash transfers in late July 2021. Both Actions provide eligible households with an unconditional monthly cash transfer. The C-ESSN programme is much smaller than the ESSN programme and is focused on supporting the most vulnerable refugees (elderly-headed households; single-parent households with children, and households with members with disabilities)⁶⁸. The Facility’s strategy in supporting this priority area is summarised in Figure 7 below:

Figure 7: Basic Needs Priority Area Intervention Logic



⁶⁷ One non-Facility Action also contributes to selected Basic Needs indicators.

⁶⁸ C-ESSN has a total budget of Euro 245 million whilst the ESSN III Action has a budget of Euro 1,225m.



Output 1: Vulnerable refugees receive resource transfers to meet their basic needs

INDICATOR NAME	TYPE	TARGET	BASELINE	INDICATOR VALUE	PROGRESS OVER TIME	TARGET ACHIEVEMENT RATE
B-Ot.01 Number of refugees receiving unconditional regular resource transfers with Facility funding	S	1,997,692	0	1,819,785	 1.8M Q2/2022	 91%
B-Ot.02 Number of individuals who received restricted, seasonal or one-off resource transfers with Facility funding	S	0	0	1,824,612	 1.8M Q2/2022	Target not set

Overall rating

Good

Result Achievement Assessment

Unconditional Regular Resource Transfers: In June 2022, over 1.8 million refugees received unconditional regular cash transfers through the ESSN (80%) and C-ESSN (20%) programmes. Ninety percent (90%) of the recipients were Syrian refugees while the remaining 10% were non-Syrian refugees. Fifty-nine percent (59%) of the beneficiaries were children (less than 18 years old). The proportions of male and female beneficiaries were almost equal. The cash transfer system for the most vulnerable refugee groups under the MoFSS-TRC implemented C-ESSN programme has been providing cash assistance since July 2021. The most recent caseload compares with just over 1.9 million unconditional cash transfer beneficiaries for the previous reporting period. This drop is ascribed to changes in the demographics of the refugee population as well as the effects of the address verification process undertaken by the Ministry of the Interior (MoI) which resulted in the suspension of some registrations and therefore of some entitlements, including ESSN⁶⁹. The net effect was a drop of 84,000 beneficiaries of ESSN this year. The MoI conducted the exercise in late 2021 and early 2022. This led to the deactivation of IDs of those who were not found at their registered addresses. The MoI and the MoFSS sought to minimise the impact of the ID deactivation on ESSN and C-ESSN beneficiaries to avoid prolonged discontinuation of the cash assistance.

In addition to following up on the impact of the address verification exercise on ESSN and C-ESSN beneficiaries, in-depth discussions and analyses were held in the first half of the year for both programmes on how to address the deteriorating economic situation in the country, characterised by increasing and high inflation and diminishing purchasing power. As a result, in June 2022 the cash transfer value was increased from TRY 155 to TRY 230 per individual for ESSN beneficiaries and from TRY 250 to TRY 350 for C-ESSN beneficiaries.

The deadline established for cash transfer beneficiaries to have an updated health report was extended in order to give people more time to complete the formalities. There has been a backlog in the processing of these updates. There is a risk that the rush to update the reports as the new deadline approaches will lead to a significant number of disabled people temporarily losing their support.

Other Resource Transfers: Towards the end of the first half of 2022, all ESSN and C-ESSN beneficiaries received a one-off transfer to help them cope with the current cost of living crisis. Following a thorough analysis of households' ability to meet their basic needs (see below), the ESSN programme provided a top-up of TRY 1,400 per household whilst the C-ESSN programme provided a top-up of TRY 550 per individual.

⁶⁹ Changes in the demographic compositions of the beneficiary households (children turning 18 years old) at the beginning of the year resulted in a decrease of 39,195 individuals in January and February 2022.



Intermediate Outcome: Regular resource transfers are efficiently and effectively provided to the most vulnerable refugees to meet their basic needs

INDICATOR NAME	TYPE	TARGET	BASELINE	INDICATOR VALUE	PROGRESS OVER TIME	TARGET ACHIEVEMENT RATE
B-Oc.04 Percentage of cash transfer applicants reporting being satisfied with the application procedures	S	85	88	91.4	91.4 Q4/2021	108%
B-Oc.05 Percentage of cash transfer recipients whose initial cash transfer is delayed	S	0	0	0.08	0.08 Q1/2022	

Overall rating **Good**

Result Achievement Assessment

Applicants' Satisfaction Level: The latest round of the ESSN Beneficiary Satisfaction and Feedback Survey is ongoing and the results are expected by the end of this year (2022). The first C-ESSN Satisfaction survey is planned to be conducted in December of this year. The Turkish Red Crescent (Kızılay) is responsible for conducting both satisfaction surveys. The value presented in the chart above was reported in the previous FMR and comes from the December 2021 survey.

Cash transfer delays: The latest value for the percentage of cash transfer recipients whose initial cash transfer was delayed continued to be extremely low (appearing as zero in the above graphic) which indicates that the administrative system seems to be continuing to function efficiently (3,448 households - representing 17,628 individuals – received their first payment during Qtr 2 of this year).



Long-term Outcome: The ability of vulnerable refugees to meet their basic needs is improved

INDICATOR NAME	TYPE	TARGET	BASELINE	INDICATOR VALUE	PROGRESS OVER TIME	TARGET ACHIEVEMENT RATE
B-Oc.01 Percentage of (Facility-funded) resource transfer beneficiary households with expenditure above the Minimum Expenditure Basket	S			35.8	35.8 Q1/2022	Target not set
B-Oc.02 Mean Livelihoods Coping Strategy Index (LCSI) for Facility-funded resource transfer beneficiary households	S	4	6	4.4	4.4 Q1/2022	80%
B-Oc.03 Average (median) amount of debt held by resource transfer beneficiary households	S	0	700	3,000	3k Q1/2022	Target not set

Overall rating **Weak**

Result Achievement Assessment

The annual inflation rate has been increasing dramatically in Türkiye since November 2021. Over the 6 months from January to June 2022 the official rate increased from 48.6% to 78.6% while food inflation increased from 55.6% to 93.9%. The cost of living has therefore been severely impacted and the prices of major expenditure items such as food, rent and utilities have skyrocketed⁷⁰.

Ability to Cover Basic Needs⁷¹: Data collected under the ESSN monitoring system (Post-Distribution Monitoring Surveys – PDMs) in January-February of this year found that median household expenditure (mainly composed of food, rent and utilities) reached TRY 4,463 for ESSN beneficiary and non-beneficiary households. For ESSN beneficiaries, food

70 Findings of Post-Distribution Monitoring Survey (Round 14) | JULY 2022 – IFRC-TRC.

71 The baseline and target values for indicator B-Oc.01 have been removed because the methodology for calculating the indicator value has been revised by the Actions.

expenditure increased from TRY 1,286 to TRY 2,143 with 79% of ESSN beneficiaries categorised as food insecure as they were relying on less expensive and less preferred foods⁷².

The PDM 14 survey of ESSN also found that 64% of ESSN beneficiaries and 54% of non-beneficiaries had expenditures below the Minimum Expenditure Basket (MEB) value. This means that only 36% of the ESSN beneficiary households (and 46% of non-beneficiaries) were able to meet their basic needs as defined by the MEB. It should be noted that the previously reported value of 77% for this indicator (B-Oc.01) cannot be directly compared to the most recent value due to a change in the methodology used. Notwithstanding this, there has clearly been a significant deterioration in the proportion of beneficiary refugee households who are able to meet their basic needs.

Households' Use of Negative Coping Strategies: The Livelihoods Coping Strategy Index (LCSI) measures the level of use of negative coping mechanisms by families and is based on responses to questions administered as part of the PDM survey. The LCSI value for ESSN recipients (February 2022) improved marginally from a previously reported 4.5 to the current value of 4.4⁷³. Given that the average level of debt increased (see below) this cannot be interpreted as an improvement in living conditions⁷⁴.

The results for a food security-focused indicator constructed from the survey found a marked deterioration in the quantity and quality of food consumed as a means of coping with the refugees' worsened economic conditions⁷⁵. Most of the ESSN beneficiaries either bought food on credit (72%), borrowed money from people that are not relatives (48%) or reduced their health expenditure (34%) and education expenditure (42%) in order to cope with the increased cost of living during this period. The survey found that 9% of the ESSN recipient households and 5% of non-recipient households withdrew their children from school⁷⁶.

Household Indebtedness: Between PDM 13 and PDM 14 (the most recent one), the level of debt held by ESSN beneficiaries increased from TRY 2,500 to TRY 3,000 while it remained the same for non-beneficiaries (TRY 3,000)⁷⁷. Approximately 83% of the ESSN recipient households reported having debt and, as in the previous analyses, local shops were the main sources of debt for ESSN beneficiaries. For non-beneficiaries, friends and relatives were the main source of debt.

72 Starting from PDM 13, post distribution surveys under ESSN cover only ESSN and non-ESSN beneficiaries. C-ESSN conducts PDM separately.

73 The lower the score, the lower the level of use of such negative coping strategies.

74 The drop in the value may not be statistically significant – measures of precision of the data were not reported by IFRC/TRC in the PDM 14 report.

75 PDM 14 – reduced Coping Strategy Index (rCSI) increased from 11 to 15 for ESSN recipients and from 10 to 13 for non-recipient households.

76 It should be noted that multiple other data sources indicate that the decision to withdraw children from school may be for a variety of reasons, and not just for economic reasons.

77 For C-ESSN beneficiaries, the debt increased from TRY 1,500 (in June/July 2021) to TRY 2,000 (in January 2022).

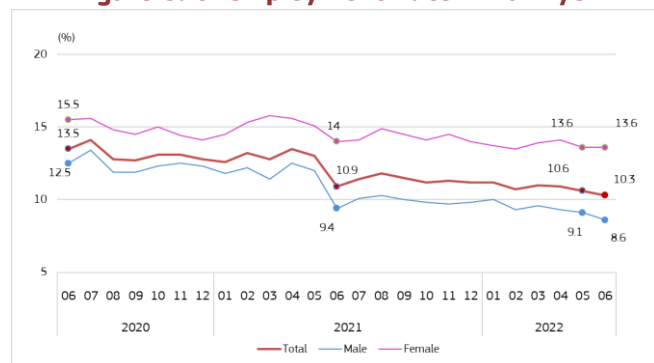
5. Livelihoods

Türkiye was among the few countries with a strong growth performance in 2021 and was the fastest growing among G20 countries due partly to a major credit expansion supported by the Government. Whilst GDP growth decreased from 7.5% in 2017 to 1.8% in 2020, in 2021 it reached a remarkable 11%. However, since the second half of 2021, Türkiye's economy has been affected by macro-financial uncertainty with inflation taking off from this period following the significant depreciation in the Turkish Lira. In June 2022 the official inflation rate was reported as 78%. As a result, the cost of living for both refugees and the host community has increased significantly.

Although there have been two increases in the minimum wage this year (of 50% in January and 29% in July) this has been insufficient to offset the increases in the costs of food, utilities and rent. On a more positive note, the strong growth since 2021 has resulted in a drop in unemployment from 10.9% in June 2021 to 10.3% in June of this year.

Almost 2.2 million of the 3.62 million Syrian refugees officially registered and living in Türkiye are of working age⁷⁸. Of these, approximately 1 million participate in the labour market, mostly in the informal sector and doing low-skilled and low-paid jobs with poor working conditions⁷⁹. The rest attend education, perform household and care duties or are economically inactive^{80,81}. A 2020 study by ILO using the 2017 Household Labour Force Survey data found that almost 67% of all employed Syrian refugees were working in the trade and hospitality, and manufacturing sectors⁸². The shorter-term employment sectors of agriculture and construction accounted for 7.8% and 13.2% respectively.

Figure 8: Unemployment Rate in Türkiye¹



As reported in previous FMRs, there are a number of characteristics of Syrian refugees' participation in the Turkish labour market which set it apart from those of their Turkish peers: (i) the significant prevalence of child labour among Syrians, (ii) lower labour market participation of Syrian women than men, (iii) sectoral concentration of Syrian workers and (iv) informal work among Syrian refugees^{83,84}. A 2021 TEPAV (The Economic Policy Research Foundation of Turkey) study reported Syrian refugee respondents as stating that the main reasons for not being able to find a job include the absence of vacant jobs related to their skills (36%), lack of Turkish language skills (17.7%) and lack of experience at the required level (11.7%)⁸⁵.

An ILO report published this year on the labour market for Turkish and Syrian youth reported PMM data (Jan 2022) showing that 23.5 per cent of Syrian refugees are between the ages of 19-29, while this rate is 8.6 per cent among Turkish people⁸⁶. It states: 'Having a young population among Syrian refugees poses strengths such as the availability of labour supply and youth entrepreneurship opportunities. It can also pose additional pressure on unemployment and inactivity incidence, wages, sectoral replacement of workers, and on public employment services'. It presented interesting NEET (Not in Education, Employment or Training) data comparing Turkish and Syrian men and women. Whilst the NEET rate for Turkish male youth was 25% it was 19% for Syrian male youth. The figure for Turkish female youth was 37% and 56% for Syrian female youth.

Türkiye has ratified all eight fundamental ILO conventions addressing labour rights and working conditions⁸⁷. However, these laws and the ILO Conventions are not always consistently enforced. Türkiye's constitution guarantees equal rights and obliges the State to ensure gender equality in practice. However, there are considerable gaps in the implementation of gender equality in Türkiye⁸⁸. Inequalities continue in the participation of women in the labour markets, where the

78 ILO's refugee response in Turkey. https://www.ilo.org/wcmsp5/groups/public/---europe/---ro-geneva/---ilo-ankara/documents/publication/wcms_735595.pdf

79 Joint Protection & Livelihoods Workshop - Report (Final).pdf

80 The number of permits issued for foreigners decreased compared with previous years. For example, 145,232 permits were issued in 2019 and 123,574 in 2020. The permits issued for SuTPs constituted 50% of all permits supplied in 2019 and 2020.

81 Turkey; 3RP Country Chapter – 2021/2022. <https://data.unhcr.org/en/documents/details/85061>

82 Syrian refugees in the Turkish Labour Market. ILO, Feb. 2020. https://www.ilo.org/ankara/publications/WCMS_738602

83 The youth (18- 29) employment rate in 2019 was 48.1 per cent among Turkish natives (33.5 among women and 62.6 among men) and 41.3 per cent among Syrians living in Turkey (15.6 among women and 67.6 among men) (Caro. ILO. 2020).

84 'Syrian Refugees in the Turkish labour market'. Pinedo Caro. ILO 2020.

85 Syrian in the Labour Market. Supply and Demand Side Analysis. The Economic Policy Research Foundation of Turkey (TEPAV). February 2021. https://www.tepav.org.tr/upload/mce/2021/haberler/executive_summary.pdf

86 Youth Employment in Türkiye: Structural challenges and impact of the pandemic on Turkish and Syrian youth (ILO 2022).

87 Conventions ratified by Türkiye. <https://www.ilo.org/ankara/conventions-ratified-by-turkey/lang--en/index.htm>

88 According to the 2022 Gender Gap Index of the World Economic Forum, Türkiye is the 124th of 146 countries regarding gender equality.

women's labour force participation rate in July 2022 was 34.9% compared to 70.7% for men⁸⁹. Group interviews conducted recently in four high-refugee-concentration provinces as part of the Facility monitoring work confirmed that Syrian refugee women's participation in the labour market is low. Whilst they often want and need to work, they are unable to do so because the types of jobs available are often informal jobs in factories or workshops entailing long working hours, lack of day-care facilities for children at the workplace, and very low pay. In addition, Syrian women generally bear most of the responsibility for childcare as well as for caring for other dependents such as older people or people with a disability (of which the proportion in the Syrian refugee community is high) as well as for conducting household duties.

Small and medium-sized enterprises (SMEs) account for more than 70% of employment in Türkiye and contribute about 50% to GDP⁹⁰. SMEs, owned by the host community and foreigners, including Syrians, are significant in creating jobs and contributing to improved livelihoods of SuTPs and host community members. The SME sector was significantly affected by the COVID-19 pandemic leading to 68% of SMEs to downsize their business volume and 57% to reduce their number of employees. Despite government and international funding to support SMEs affected by the pandemic, one SME support NGO found that most SMEs did not know how to access support programmes and as a result, very few applied for or received any government programmes to support their business⁹¹.

Livelihoods Support Strategy

The Facility's strategy in the Livelihoods priority area - summarised in the results chain in Figure 9 below - focuses on two main paths to enhancing income-earning opportunities for refugees and host community members in high-refugee-concentration areas: 1) increasing employability (focusing on young people graduating from school and those transitioning from the ESSN income support programme) and 2) supporting beneficiaries to create and expand micro, small and medium-sized enterprises. To ensure the sustainability of this support, the Facility also supports the strengthening of institutions operating in the focus provinces to increase their service delivery effectiveness.

Promoting the integration of refugees and host community members into the (formal) Turkish labour market constitutes the core of the Livelihoods priority area strategy. The activities include providing short-term vocational training courses, supporting apprenticeship programmes, providing on-the-job training in enterprises, and training people in the soft skills related to finding work and to integrating effectively into the workplace.

The enterprise development side of the Facility's support strategy includes entrepreneurship training; support to business registration; the direct provision of start-up capital, materials or equipment to help establish or expand small businesses (including social enterprises and cooperatives); support to technical innovation and market development and the subsidising of loan finance to eligible small and medium enterprises, conditional upon formal employment expansion.

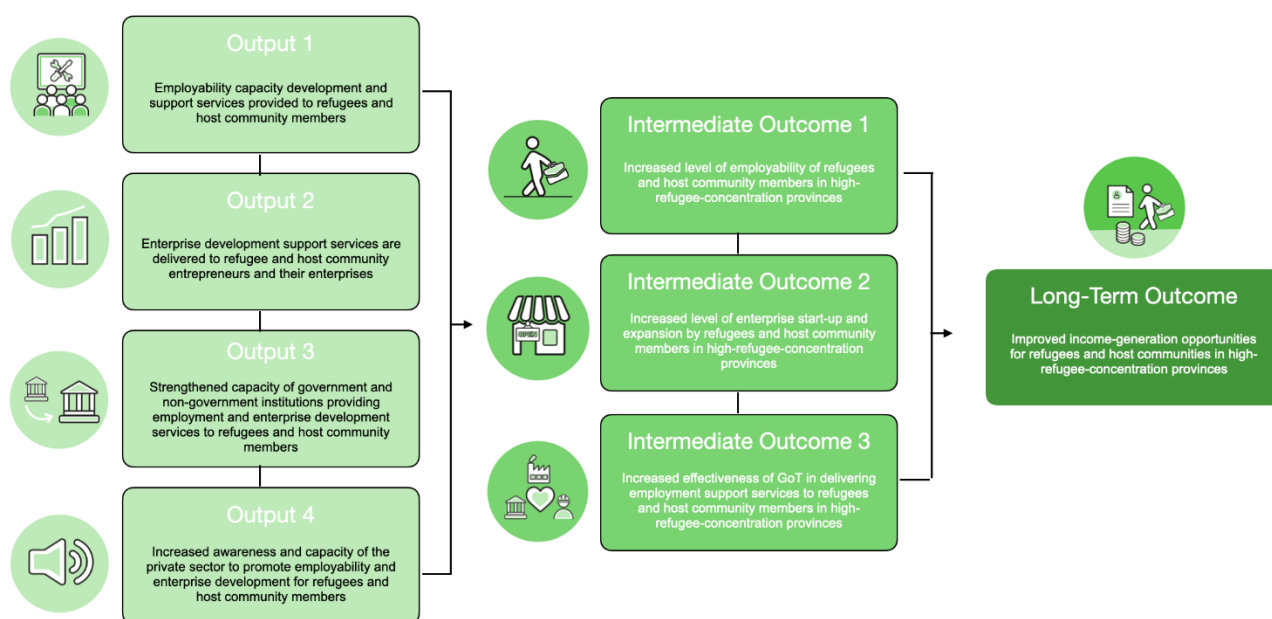
To improve the functioning of local labour markets and the institutional effectiveness of local employability and enterprise development institutions in supporting the target beneficiary groups, the Facility also supports a range of capacity-development activities targeting governmental, semi-governmental and private sector institutions. The Facility's strategy in supporting this priority area is summarised in Figure 9 below:

89 Labour Force Statistic, TUIK, July 2022. <https://data.tuik.gov.tr/Bulten/Index?p=Labour-Force-Statistics-July-2022-45653>

90 European Commission. 2021. "2021 SME Country Fact Sheet: Turkey." https://neighbourhood-enlargement.ec.europa.eu/system/files/2021-09/turkey_-_sme_fact_sheet_2021.pdf

91 Business for Goals. 2020-2021. "Survey on Impact of COVID-19 on Enterprises and Needs - Turkey". <https://www.business4goals.org/en/publications/>

Figure 9: Livelihoods Priority Area Intervention Logic



Output 1: Employability capacity development and support services provided to refugees and host community members

INDICATOR NAME	TYPE	TARGET	BASELINE	INDICATOR VALUE	PROGRESS OVER TIME	TARGET ACHIEVEMENT RATE
L-Ot.01 Number of refugees and host community members registered for (Facility-supported) short-term vocational skills development trainings	I	107,497	0	63,392		59%
L-Ot.02 Number of refugees and host community members who completed (Facility-supported) short-term vocational skills development trainings	I	84,794	0	49,969		59%
L-Ot.03 Number of refugees and host community members provided with basic labour market skills (soft/life skills) training with Facility support	C	46,520	0	3,222		7%
L-Ot.04 Number of refugees and host community members who benefited from employment counselling services with Facility support	C	172,170	0	104,153		60%
L-Ot.05 Number of refugees and host community members who obtained a certificate in a vocational skill area issued by an authorised vocational certification body with Facility support	I	15,400	0	15,884		103%
L-Ot.06 Number of refugees and host community craftsmen and tradesmen provided with financial/material assistance with Facility support	C	1,500	0	1,594		106%

Overall rating

Good

Result Achievement Assessment

Vocational Skills Training: The level of increase in the number of refugee and host community beneficiaries registered in vocational skills development trainings over the first half of this year was very modest. Only 2,304 new beneficiaries were registered during this period (a rise of 4%). Although many of the Tranche II Livelihoods Actions commenced in 2020 several Actions were still in the stage of preparing for the delivery of their vocational training courses in the first half of this year. It is expected therefore, that the numbers will increase significantly for the next FMR. The current Facility target attainment rate for course registrations (and completions) is 59%. Gender-segregated data shows that 53% of the beneficiaries were men. The majority of the trainees were Syrian (59%).

The target groups have benefitted from a broad range of vocational skills topics, including inter-alia: hairdressing, furniture upholstery, computerised furniture design, artistic mosaic production, clothing production, silk hand weaving, embroidery, baking, automotive repairs and jewellery design. Feedback from IPs indicates an approximate retention rate of 90% (i.e. only 10% of course participants dropout before the end of the course). IPs report that most of the dropouts are women who cannot find people to look after their children whilst they are on the courses. According to the RF data, almost 50,000 of the registered beneficiaries completed the short-term vocational skills development trainings.

Recent feedback obtained from FGDs with Syrian refugees in four provinces indicated that those participants who benefitted from skills development programmes conducted by different organisations expressed mixed levels of satisfaction with the quality of the training. The main comment was that the trainings should be longer in duration to ensure the achievement of a skill level which better ensures the possibility of obtaining employment afterwards.

Basic Labour Market Skills Training: The progress made to-date in providing basic labour market (soft or life) skills training to increase beneficiaries' potential to successfully navigate the employment market remains very modest. Only 118 people have received such training during the first half of 2022. To-date, just over 3,000 people have benefitted, against a Facility target of over 46,520 – a 7% target achievement rate. Women accounted for 50% (1,618) of the trainees and approximately 69% of the beneficiaries were Syrian. Whilst most of the Actions are now implementing their training courses, others are still at the preparatory stage.

Employment Counselling: An additional 8,103 people benefitted from employment counselling services during the first half of 2022 – an increase of 8.4% since the last FMR and taking the overall target achievement rate to 60%. Two-thirds of these were Syrian, and the rest were host community members. Women accounted for 26% (27,448).







The counselling/advisory services included guidance on apprenticeship training, enrolment and enterprise matching/placement support and on career choice/orientation for candidate apprentices. Vocational counselling and career guidance services have mostly been provided to the beneficiaries of short-term vocational training courses for adults. The Actions also included skills assessment (screening), career guidance, support with application processes and referral to capacity development services providers. A major new Action which is supporting the national employment agency (İŞKUR) began in May 2022 and is expected to begin to contribute significant numbers to this indicator from Qtr 4 of this year.

Certification of Vocational Skills: Good progress has been made in the awarding of nationally recognised certifications of vocational skills with almost 2,300 beneficiaries having obtained certification during the first half of this year. To-date, a total of 15,884 beneficiaries had their vocational skills officially certified by authorized entities. Just under half (44%) of these were Syrian refugees. Overall, the target of 15,400 has been exceeded. However, women have accounted for only 9% (1,449) of the beneficiaries.

Support for Traders and Artisans: During the first half of 2022, only nine additional traders and artisans obtained financial assistance with Facility support. To-date, 1,594 people have benefitted from this form of support – exceeding the target by 6%. Almost half of the beneficiaries were women (46%), and 37% were Syrian.



Output 2: Enterprise development support services are delivered to refugee and host community entrepreneurs and their enterprises

INDICATOR NAME	TYPE	TARGET	BASELINE	INDICATOR VALUE	PROGRESS OVER TIME	TARGET ACHIEVEMENT RATE
L-Ot.07 Number of refugees and host community members provided with entrepreneurship training with Facility support	C	12,120	0	3,854	 3.9k Q2/2022	 32%
L-Ot.08 Number of enterprises, owned by refugees and host community members, provided with advisory services with Facility support	C	16,041	0	1,908	 1.9k Q2/2022	 12%
L-Ot.09 Number of enterprises, owned by refugees and host community members, provided with financial and/or material assistance with Facility support	C	10,526	0	672	 672 Q2/2022	 6%

Overall rating

Average

Result Achievement Assessment

Entrepreneurship Training: The Facility's target achievement rate for entrepreneurship training currently stands at 32% as the target includes several Tranche II Actions that began in late 2020 and which are still in the stages of preparing for service delivery to beneficiaries. This explains why the progress made since the last FMR (covering the second half of 2021) is modest – with only an additional 210 people trained in entrepreneurialism during the first half of 2022. It is expected that the number will increase in the coming quarters as the relevant new Actions expand their training-related activities. One of the Actions has not yet started its entrepreneurship training activities because these will be delivered by Community Implementing Partners (CIPs) the recruitment of which is still ongoing. The IP expects to begin training on a large scale in Qtr 4 of this year. Entrepreneurship training recently conducted covered topics such as Introduction to Entrepreneurship, Innovative Entrepreneurship, Creative thinking, Marketing Communication, and Basic Accounting. Most of the beneficiaries to-date have been Syrian (73%), and 31% of all the beneficiaries were women.

Enterprise Advisory Services: Almost 900 SMEs were provided with advisory services over the course of the first six months of this year, which is very good progress. By the end of June, the total number of enterprises supported to-date stood at over 1,900 (compared to 1,000 at the end of 2021). The Facility target achievement rate is still low at 12% however, as some recently started Actions with ambitious targets joined the Facility in the last two years. As delays have been experienced with some of these Actions, performance will need to pick up quickly if the overall Facility target is to be reached.

Over 85% of the companies supported with advisory services were either micro-enterprises (43%) or small-sized enterprises (39%), while medium or large-sized enterprises constituted the remainder. Almost all of the advisory services were provided to existing enterprises. Syrians owned 40% of the supported enterprises, whilst host community entrepreneurs owned 59%. Women entrepreneurs owned 20% of the enterprises.

During the first half of 2022 most of the supported Actions focused on establishing the foundations to initiate the provision of support activities such as mentorship mechanism development, conducting tendering processes, digital platform development, beneficiary identification and assessment, and tools development. The Actions are planning to deliver their enterprise support services in mid-2022. Another Action is planning to provide advisory services to enterprises in 2023. The target achievement rate is therefore expected to increase significantly in the coming reporting periods.





Financial/Material Support to Enterprises: The number of enterprises supported through the provision of financial and/or material support in the first half of 2022 was 320 - bringing the total number supported to-date to 672. This is almost a 100% increase on the level reported in the last FMR. As in the case of many livelihoods indicators the target achievement rate is low (6%) because a number of the enterprise development Actions are in the process of finalising the development of their support policies, tools and services. Two-thirds of the enterprises supported were host community-owned and the remaining one-third were Syrian refugee-owned enterprises. Over 90% of the enterprises supported to-date were either small or micro/small-sized enterprises and 14% were women-owned. Approximately 82% of the enterprises were being supported to expand their level of business activity whilst 18% were newly established enterprises.

Relatively quick access to flexible financing is a priority for SMEs in the economic recovery process. According to a survey conducted this year by “Building Markets” on Syrian Women Entrepreneurs in Türkiye, only 3,2% of women-owned businesses had received a formal loan in the past, but 67% were interested in receiving one, and around 38% of women-led businesses were interested in sourcing an investor or business partner⁹².

According to FGDs conducted with refugee groups as part of the Facility’s monitoring work, whilst some refugee participants received enterprise development training from different organisations, very few participants had received any type of financial or material/equipment support to help them establish their micro/small businesses. Furthermore, very few participants had heard of KOSGEB and only one had received support from it in the form of a low or no-interest loan. For current Facility Actions participants indicated that the amounts of money available to support a business start-up were insufficient. They expressed the need for more involved technical support (such as new business incubation support) to help ensure the solid establishment and sustainability of their businesses.



Output 3: Strengthened capacity of government and non-government institutions providing employment and enterprise development services to refugees and host community members

INDICATOR NAME	TYPE	TARGET	BASELINE	INDICATOR VALUE	PROGRESS OVER TIME	TARGET ACHIEVEMENT RATE
L-Ot.10 Number of employability and enterprise development institutions’ staff provided with (Facility-supported) training	C	2,962	0	818	 818 Q2/2022	 28%
L-Ot.11 Total number of ‘person training days’ provided to employability and enterprise development institutions’ staff with Facility support	I	6,606	0	3,157	 470 Q2/2022	 48%

Overall rating **Average**

Result Achievement Assessment

Institutional Staff Training: Due to the relaxation of the restrictions related to the COVID-19 pandemic, face-to-face and online training sessions were able to be provided during the first half of 2022 to the target employability and enterprise development institutions’ staff. An additional 372 staff received a total of 1,083 days of training (approximately three days per trainee) which is a reasonably satisfactory level of progress since the last FMR (an over 30% increase on the previous value). To-date, 818 staff have been trained (28% of the Facility target). The target has been significantly reduced since the last FMR as one Action’s planned training of farmers had been incorrectly mapped to this indicator. A Facility-supported Action supporting the formalization of agricultural employment reported having begun the training of primary agricultural credit cooperative staff – hence the reported indicator value is expected to rise significantly for the next FMR.


Various Facility-supported Actions aim to strengthen the capacity of governmental, semi-governmental and private sector institutions providing employment and enterprise development services. During the first half of 2022, various institutions were targeted by a range of Facility Actions including KOSGEB, Regional Development Agencies, Provincial Employment and Vocational Education Boards, Metropolitan Municipalities, Provincial Directorates of Commerce (Ministry of Trade), Chambers of Industry and Commerce, Provincial Directorates of Industry and Technology, Provincial Directorates of İŞKUR and the Scientific and Technological Research Council of Türkiye (TÜBİTAK). The provinces with the highest amount of training were Ankara, Izmir, Adana, Bursa, and Mersin.

The training sessions provided to the beneficiary institutions spanned a wide range of topics including Project Cycle Management, M&E systems and processes, Tender Evaluation, Grievance Mechanisms and Accounting. More specialised topics included Vocational Qualifications, Business Mentoring, Environment and Social Frameworks and Preventing Gender-Based Violence.

⁹² Building Markets – Syrian Women Entrepreneurs in Turkey. May 2022. <https://reliefweb.int/report/Türkiye/syrian-women-entrepreneurs-turkey-sme-snapshot-may-2022-enartf>



Output 4: Increased awareness and capacity of the private sector to promote employability and enterprise development for refugees and host community members



Result Achievement Assessment

Awareness-raising and capacity-building activities have been supported as part of several Actions, targeting private sector employers to enable and advance access to the labour market for refugees and vulnerable host community beneficiaries. One Action reported reaching approximately 2,000 companies with a one-day course aimed at promoting and supporting their recruitment and training of apprentices. The total number of companies supported now stands at 3,858 (82% of the target). Other Actions reported having developed a communication strategy and the preparation of communication materials etc. and expect to start contributing to this indicator in the second half of 2022.

Topics covered within the scope of this work across several Actions (completed and ongoing) included: the work permit application process; foreign employees in the workplace; innovation and export for Syrian entrepreneurs; export to Arabic-speaking countries, product range enhancement, and customer base enlargement. The benefits of cooperation with Syrian entrepreneurs were also covered. Whilst one Action focused its work on small enterprises, another focused on large companies to try to help them move to more “refugee-inclusive” employment practices. The provinces with the greatest level of support were Gaziantep, Bursa, İstanbul and Konya.

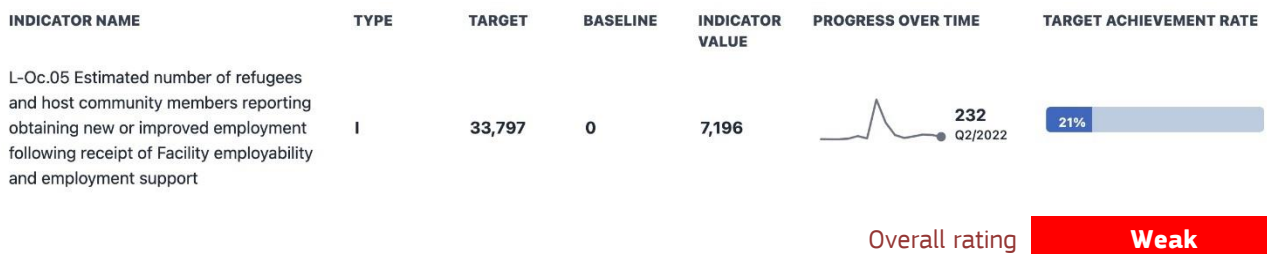
A 2021 TEPAV (TOBB) survey found that only a small proportion (13.3%) of surveyed Turkish employers had current or previous experience in employing Syrians. It stated:

‘considering that more than 70% of all surveyed employers hire through referrals from acquaintances, Syrians’ employment prospects in these businesses are thought to be very limited. Furthermore, half of the employers with vacant positions asserted that they do not consider employing Syrians for these positions for reasons such as potential difficulties in adapting to the workplace and cultural differences, which, in turn, indicates important insights regarding the barriers to the labor market integration process of refugees’⁹³.

Sharing good practices in overcoming such prejudices developed by Facility-supported Actions is an important objective of the Facility in this area to ensure an adequate level of integration of refugees and other vulnerable groups into the labour market. Moreover, the TEPAV research reveals that a lack of knowledge about the legal procedures for the employment of foreigners is one of the other main reasons why employers prefer to not employ Syrian refugees⁹⁴.



Intermediate Outcome 1: Increased level of employability of refugees and host community members in high-refugee-concentration provinces



93 Syrians in the Labour Market. Supply and Demand Side Analysis. The Economic Policy Research Foundation of Turkey (TEPAV). February 2021. https://www.tepav.org.tr/upload/mce/2021/haberler/executive_summary.pdf

94 Syrians in the Labour Market. Supply and Demand Side Analysis. The Economic Policy Research Foundation of Turkey (TEPAV). February 2021. https://www.tepav.org.tr/upload/mce/2021/haberler/executive_summary.pdf

Result Achievement Assessment

Based on the beneficiary follow-up data obtained from the IPs during the first half of 2022, an additional 615 refugees and host community members reported finding new or improved employment after receiving support from Facility-funded Actions. This represents a 10% increase over the previously reported cumulative total for this key Facility indicator. However, the increase is less than the 677 achieved during the second half of 2021 and lower than the 1,501 reported by the IPs during the first half of 2021.






The total number achieved to-date under the Facility (almost 7,200) is still low when one considers that there are likely to be more than 800,000 refugees active in the informal labour market. However, the number should be aggregated with the almost 20,000 jobs created through the Facility's collaboration with İŞKUR (see Intermediate Outcome 3 below). The Facility-established target is almost 33,800⁹⁵. Nevertheless, the fact remains that the level of availability of skills development programmes supported by the Facility remains low in comparison to the need.

The 2021 TEPAV study referenced above found that 'only 15% of Syrians surveyed stated that they have attended a vocational training course since coming to Turkey. When language courses are excluded, the rate of those who attended a vocational training course decreases by almost half'. The same survey found that 'only 6 out of 10 Syrians who had attended at least one vocational training course stated that they had gained the competence to work in the profession they were taught'. This finding is corroborated by qualitative results from group interviews conducted with refugees which found that whilst the courses provided were perceived as useful, motivating, and supporting social cohesion, they were often not of sufficient length or depth to significantly affect the trainees' job-finding chances. The TEPAV report concludes: 'as 79% of Syrians express that they would like to stay/think of staying in Turkey despite the difficulties they face, improving relevant courses and strengthening these courses' connection to the labour market becomes an even more pressing issue'.

The job creation or improvement level reported in the first half of 2022 is lower than in Qtr 3 and Qtr 4 of 2021 due to the complex economic context and because new Actions are still establishing their service delivery systems. The full implementation of some Actions supporting employment formalisation is planned for the second Quarter of 2022. Another Action which supports İŞKUR, is currently finalizing an impact evaluation, the results of which will be used in the next FMR.



Intermediate Outcome 2: Increased level of enterprise start-up and expansion by refugees and host community members in high-refugee-concentration provinces

INDICATOR NAME	TYPE	TARGET	BASELINE	INDICATOR VALUE	PROGRESS OVER TIME	TARGET ACHIEVEMENT RATE
L-Oc.06 Number of enterprises owned by refugees and host community members established or expanded following receipt of Facility support	C	6,680	0	489		
L-Oc.07 Number of new jobs created by Facility-supported enterprises	I	26,930	0	2,881		
L-Oc.08 Percentage of Facility-supported (new) enterprises still operating after termination of Facility support	S	0	0	88.2		Target not set

Overall rating **Average**

Result Achievement Assessment

Enterprise Establishment/Expansion: No progress has been reported for the number of enterprises established or expanded with Facility support – as the cumulative number (489 enterprises) was the same as that reported for the end of 2021. This is a 7% target achievement rate (target is 6,680)⁹⁶. To-date, the majority of the enterprises supported have been newly established ones (53%). Over 66% of them were owned by Syrian refugees, and the majority of them were registered in Gaziantep (161), İstanbul (107) and Mersin (58) provinces. Most of the supported businesses were either micro (34%), micro/small (24%) or small (19%). Due to their size their capacity to generate a significant number

⁹⁵ The target was decreased by 5,000 as one of the Actions reported that it cannot track whether the beneficiaries that receive training and basic life skills obtain new/improved employment. The Action will conduct an impact assessment, and the feasibility of capturing this data within the scope of the assessment will be checked.

⁹⁶ The target for this indicator has decreased by approximately 500. The 9th FMR reported 7,180, and the current target indicates 6,680. The decrease target is related to the error of one Action in interpreting the indicator metadata.





of new jobs is very limited. As several Actions are quite delayed in their implementation, it is still too early to assess whether they will significantly fall short of their targets. Several are still in their early stages, so the next year or two will be critical in assessing the extent to which their targets are likely to be achieved.

New Job Creation by Supported Enterprises: Almost 1,500 new jobs were reported by IPs to have been created by Facility-supported enterprises during the first half of 2022 which is a good result considering that only 144 jobs had been created during the previous six months. The current overall target achievement rate (target of almost 27,000 new jobs) is 11%⁹⁷. Over 88% of the jobs created were full-time positions. The enterprises involved in job creation were micro and small (63%). Most (82%) of the new jobs created were within existing companies owned by host community entrepreneurs (79%) and Syrian entrepreneurs (14%).

Supported Enterprises Survival Rates: Data was reported for one Action for the proportion of Facility-supported enterprises which were still operational more than six months after the withdrawal of Facility support. Out of 16 new enterprises, 14 were reported as operational after the termination of Facility support in Qtr 4 of 2021. This gives a current enterprise survival rate of 88% for this Action. This is the only Action to have reported against this indicator to-date.



Intermediate Outcome 3: Increased effectiveness of GoT in delivering employment support services to refugees and host community members in high-refugee concentration provinces

INDICATOR NAME	TYPE	TARGET	BASELINE	INDICATOR VALUE	PROGRESS OVER TIME	TARGET ACHIEVEMENT RATE
L-Oc.09 Number of refugees and host community obtaining employment through ISKUR as a result of Facility support	C	10,000	0	19,819		
L-Oc.10 Number of refugees registered with ISKUR with Facility support	C	63,300	0	62,084		

Overall rating Average

Result Achievement Assessment

Employment Creation following İŞKUR Support: The first indicator (L-Oc.09) for this outcome relates to one Action that supports İŞKUR in delivering several labour market services, including counselling and job-search assistance provided by trained Job and Vocational Counsellors. İŞKUR reported an increase of 4,705 refugee and host community beneficiaries who obtained employment following the provision of their services over the first half of 2022. The cumulative total now stands at almost 20,000. Of the new beneficiaries reported for the first half of this year, 61% were host community members and 39% were Syrian refugees. Just over two-thirds (of the total) were men (68%). Almost all of these jobs were created in only four provinces – İstanbul (with almost 7,068 people finding work), Adana (5,443), Şanlıurfa (3,783) and Gaziantep (3,525). Whilst the quantitative targets for this Action are reported to have been met, the Action’s M&E system was not able to monitor the post-support employment creation impact of the Action - i.e. the percentage of those employed following the provision of on-the-job training who remained in their positions following the ending of the obligatory 6-month retention period⁹⁸.

Refugee Registrations with İŞKUR: Several Facility-funded Actions support refugees to be registered with İŞKUR to receive training and employment support services. Over the first half of 2022, approximately 4,170 refugee additional beneficiaries were registered with Facility support, bringing the cumulative value to over 62,000 (98% of the target). Approximately 19% of the total number registered to-date were women. Due to the geographic focus of the WB-managed Action implemented by İŞKUR almost all beneficiaries were registered in four provinces – İstanbul, Adana, Gaziantep and Şanlıurfa. The Action supported İŞKUR to adapt its services to the particular needs and circumstances of the Syrian refugees. This was achieved through training Job and Vocational Counsellors, providing translation services, and conducting awareness-raising campaigns.

Qualitative data recently obtained from FGDs with refugees showed that very few refugees had benefitted from İŞKUR’s services. Whilst many refugees who had registered with İŞKUR stated that they had not received any employment offers, those who did reported that these were usually in jobs which had little connection to the jobseekers’ interests


⁹⁷ The indicator overall target was reported in the last FMR as 27,505. This has been reduced to 26,930 due to a modification introduced to the target of one Action.

⁹⁸ Companies participating in the Action receive support to provide on-the-job training for six months provided that they retain 20% of the beneficiaries for a further 6 months after the completion of the OJT period. The lack of monitoring data relates to what proportion of these 20% continue in employment following the end of the additional 6-month period.

or work experience and skills. The overall perception of the refugees was that İŞKUR's eligibility criteria are hard to meet, with most jobs requiring either Turkish citizenship or a very strong command of the Turkish language.



Long-term Outcome: Improved income-generation opportunities for refugees and host communities in high-refugee-concentration provinces

INDICATOR NAME	TYPE	TARGET	BASELINE	INDICATOR VALUE	PROGRESS OVER TIME	TARGET ACHIEVEMENT RATE
L-Oc.01 Percentage of working age refugees and host community members (in Facility-supported provinces) reporting being employed	S	0	87	0	-	Target not set
L-Oc.02 Number of new enterprises with Syrian ownership	S	0	3,216	3,240		Target not set
L-Oc.04 Number of work-permits issued for Syrians in the past 12 months	S	0	13,290	0	-	Target not set

Overall rating

Average

Result Achievement Assessment

Refugees Reporting being Employed: There continues to be a lack of published data on the proportion of refugees reporting being employed (Indicator L-Oc.01). The qualitative data recently collected in four high-refugee-concentration provinces found that there is a high level of employment of Syrian refugees – particularly amongst men under 50 years of age⁹⁹. It is well known that female employment rates amongst the Syrian refugee population are low due partially to cultural factors, but the same qualitative data collection exercise found a significant percentage of women who were looking for work outside the home but with acceptable working conditions. Whilst employment levels are high, almost all the jobs are in the informal sector and many have poor working conditions.

Enterprises with Syrian Ownership: No new data became available during the first half of this year on the number of Syrian-owned enterprises registered with TOBB. The last data reported by TOBB was for Qtr 4 of 2021 when the value was 3,240. It is not known how many Syrian refugee-owned micro-enterprises are operating in the informal sector but it is likely to be quite significant.

Although thousands of Syrian enterprises operate in Türkiye, partnerships between Turkish and Syrian SMEs have remained limited in number and scope. However, perceptions are beginning to shift, and the mutual benefits of cooperation are increasingly recognised by Turkish and Syrian entrepreneurs and local business stakeholders¹⁰⁰.

An analysis of business survey data conducted by “Building Markets” this year reviewed data for 164 enterprises with at least one-woman owner and concluded that women entrepreneurs encounter more disadvantages than men. The challenges faced include access to the market, finance, training, information resources, and rights and entitlements. The major challenge for Syrian women in Türkiye relates to the language barrier¹⁰¹. Moreover, the analysis concluded that Syrian-owned businesses in Türkiye face unique challenges that can negatively impact their growth and employment potential, including their sustainability¹⁰².

Work Permits Issued: No data has been published yet for 2022 on the number of work permits issued to Syrians in the previous 12 months. The last data published (Qtr 4 2021) indicated that about 91,500 permits had been issued (to all Syrians – not only refugees) which compares to just over 62,000 in 2020¹⁰³.

99 ILO's analysis of TUIK data and reports that 75% of Syrian workers are regular employees, with the rest working on an irregular basis or running their own businesses or working on an 'own account' basis. Youth Employment in Türkiye: Structural challenges and impact of the pandemic on Turkish and Syrian youth (ILO 2022).

100 Turkish-Syrian Business Partnership, Part II. An opportunity in progress. September 2020. https://buildingmarkets.org/sites/default/files/pdm_reports/turkish_syrian_business_partnerships_part2.pdf

101 Building Markets - Syrian Women Entrepreneurs in Turkey. May 2022. <https://reliefweb.int/report/Turkiye/syrian-women-entrepreneurs-turkey-sme-snapshot-may-2022-enartr>

102 Building Markets – Job Creation Among Syrian Business in Turkey. SME Snapshot, January 2022 https://buildingmarkets.org/wp-content/uploads/2022/01/SME-Snapshot_Job-Creation_EN_220125.pdf

103 This number includes multiple permits issued for an individual for specific jobs, as each permit is limited to a specific job and needs to be renewed annually.

According to TEPAV research, the rate of surveyed Syrian refugees working formally (i.e. with a work permit) is only 2.7¹⁰⁴. According to a Danish Red Cross (DRC) study, most ESSN recipients could increase their income by at least 37% if they transitioned from receiving financial assistance to a minimum wage job. However, half of the interviewed respondents receiving ESSN said they were unwilling to work formally because of the risk that the employment may quickly end and they would be left without their ESSN support¹⁰⁵.

104 Syrian in the Labour Market. Supply and Demand Side Analysis. The Economic Policy Research Foundation of Turkey (TEPAV). February 2021.
https://www.tepav.org.tr/upload/mce/2021/haberler/executive_summary.pdf

105 DRC - Syrian Refugees' Perception of the (Formal) Labour Market in Southeast Turkey – 2021.
<https://data.unhcr.org/en/documents/details/88119>

6. Municipal Infrastructure

Most of the refugees currently living in Türkiye live either in metropolitan cities such as İstanbul, Bursa, İzmir and Konya or in a number of provinces in the south-eastern part of the country. Most refugees live in urban areas alongside members of the host community who often face similar needs and challenges in terms of municipal infrastructure.

The top ten provinces in terms of the refugee population expressed as a percentage of the host community population are currently the following: Kilis (62%), Gaziantep (22%), Hatay (22%), Şanlıurfa (18%), Mersin (13%), Adana (11%), Mardin (11%), Kahramanmaraş (8%), Osmaniye (8%), and Bursa (6%)¹⁰⁶.

Türkiye used to be one of the most water-rich countries in the Mediterranean. However, due to a significant population increase starting in the 1980s, it is now listed among the water-stressed countries with 1,350 cubic meters of water per capita available annually. By 2030, this amount is expected to decline to 1,000 cm³ with an expected population of 100 million¹⁰⁷.

The Turkish Statistical Institute (Turkstat) regularly publishes data related to municipal services, including potable water supply, wastewater treatment and solid waste management capabilities of municipalities in Türkiye. These data reveal the following challenges which municipalities are facing in terms of services in these areas¹⁰⁸:

- Almost 99% of the populations of the municipalities in the country had access to piped water supply in their residences. However, 40% of municipalities do not have access to water treatment plants to supply potable water.
- Percentage of the municipal populations served by sewerage networks was 91% for the country and 83% for the ten provinces listed above.
- 78% of municipal populations in the country were served by wastewater treatment plants, while the average for the ten provinces listed above was somewhat lower at 70%.
- Solid waste management has also been a major issue for municipalities as a considerable proportion of solid waste is dumped in wild dumpsites, particularly in rural areas.

Recreational infrastructure is another area where municipalities require support in order to ensure children and youth's mental and physical well-being. Over 71% of the 3.7 million Syrian refugees registered with DGMM were children and young adults under the age of 30, signalling the importance of investments in this area.

The influx of refugees has worsened the situation considerably in certain provinces. As can be depicted from the above-mentioned data, increased demand for services continues to strain the infrastructure and services of municipalities.

Municipal Infrastructure Support Strategy

Under the Facility's Tranche I, only one Action supporting municipal infrastructure development was implemented. This Action included the construction of several wastewater and solid waste management facilities in four South-Eastern provinces. Under Tranche II, municipal infrastructure development has become a major area of focus as the need to assist the GoT in supporting a number of municipalities with high refugee influx became increasingly apparent.

Two new Actions covering potable water supply, sanitation and solid waste management in 13 provinces and one Action working with the Ministry of Youth and Sports providing recreational infrastructure are funded under Tranche II¹⁰⁹. A total of 20 municipalities within these 13 provinces are being supported in the Central Anatolian, Southern and South-Eastern regions. The overall objective is to ensure that services are provided at the scale and reliability required while the negative effects of the service provision on the local environment are reduced or eliminated and the economics of service delivery for the municipalities are improved. The Facility's strategy in supporting this priority area is summarised in Figure 10 below:

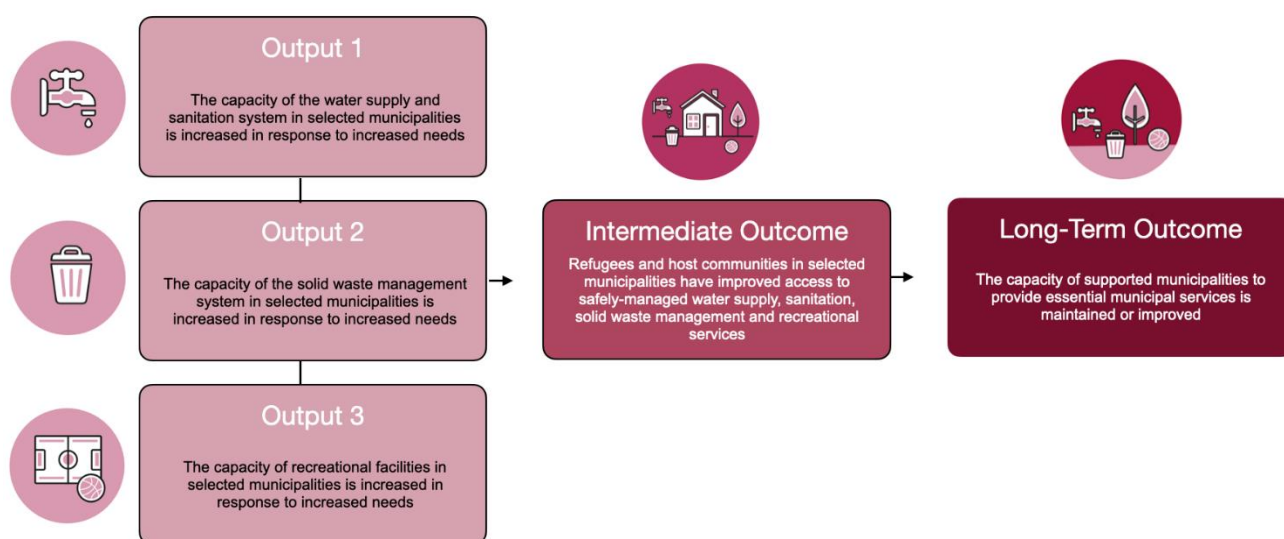
¹⁰⁶ Based on DGMM data, published on 6 October 2022 – <https://en.goc.gov.tr/temporary-protection27>. The refugee data includes registered Syrians under Temporary Protection living in the respective provinces.

¹⁰⁷ Turkish Ministry of Foreign Affairs website (https://www.mfa.gov.tr/Türkiye_s-policy-on-water-issues.en.mfa#:~:text=Water%20rich%20countries%20are%20those,meters%20per%20capita%20in%20Türkiye)

¹⁰⁸ Data for 2020 published on Turkstat website, <https://biruni.tuik.gov.tr/medas/?kn=121&locale=tr>, downloaded on 14 October 2022.

¹⁰⁹ Adana, Adiyaman, Gaziantep, Hatay, Kahramanmaraş, Kayseri, Kilis, Konya, Malatya, Mardin, Mersin, Osmaniye, Şanlıurfa.

Figure 10: Municipal Infrastructure Priority Area Intervention Logic



Output 1: The capacity of the water supply and sanitation system in selected municipalities is increased in response to increased needs

INDICATOR NAME	TYPE	TARGET	BASELINE	INDICATOR VALUE	PROGRESS OVER TIME	TARGET ACHIEVEMENT RATE
M-Ot.01 Number of water supply and sanitation construction facilities (new and upgraded) completed and operational (with Facility support)	I	35	0	2	Q3/2020	5%
M-Ot.02 Average completion level of (Facility-funded) water supply and sanitation system construction projects	S	100	0	21	21 Q2/2022	21%

Overall rating **Weak**

Result Achievement Assessment

Water Supply and Sanitation Facilities: Two facilities were constructed under Tranche I funding in the water supply and sanitation area – a wastewater treatment plant in Hatay and a solar drying (of waste from sanitation) facility in Kilis. Both of these facilities were being operated within their Defects Liability Period (i.e. their first year of operation) as of the end of June 2022.

Tranche II funding has added two new Actions involving the construction and upgrading of 33 new or upgraded facilities with regard to water supply and sanitation. A total of 17 municipalities (mostly in the South-East) are expected to benefit from this support.

Sub-project Completion Level: As of the end of June 2022, all of the 33 additional works (or sub-projects) were still in their pre-construction phase. The two Actions contributing to this area started in 2020 although progress was negatively affected by the COVID-19 pandemic as well as a number of legal and administrative procedural issues. The average sub-project completion rate did not change during the first half of 2022, remaining at 21% as of the end of June 2022.

As a result of the lifting of the COVID restrictions by the end of Qtr 2 of this year, the reviews of sub-project designs and the preparations for the tendering stage for most sub-projects had been completed and progress is expected to be reported during the second half of the year. However, due to the delays, at least one of the Actions funded under Tranche II is expected to need to postpone its planned completion date from December 2022 to September 2024.



Output 2: The capacity of the solid waste management system in selected municipalities is increased in response to increased needs

INDICATOR NAME	TYPE	TARGET	BASELINE	INDICATOR VALUE	PROGRESS OVER TIME	TARGET ACHIEVEMENT RATE
M-Ot.04 Number of solid waste management facilities (new and upgrades) completed and operational (with Facility support)	I	10	0	6		
M-Ot.05 Average completion level of (Facility-funded) solid waste management construction projects	S	100	0	67		

Overall rating **Average**

Result Achievement Assessment

Solid Waste Management (SWM) Facilities: Under Tranche I funding six solid waste management projects have now been successfully completed. The construction of the last one – a Mechanical Biological Treatment (MBT) facility in Gaziantep – was completed during Qtr 2 of 2022. Four additional solid waste management facilities will be constructed under two Actions funded with Tranche II funding. The COVID-19 pandemic, urban planning issues and a number of project procurement-related factors resulted in relatively slow progress in the implementation of these four sub-projects, which are still at the early design and procurement stage. Works contracts for the sub-projects are expected to be signed by the end of the first quarter in 2023. Due to these delays, the completion of at least one of the Actions funded under Tranche II is expected to be postponed from December 2022 to September 2024.

Sub-project Completion Level: The average completion level of solid waste management facilities increased slightly from 65% to 67% as a result of the completion of the MBT facility during the first half of 2022.



Output 3: The capacity of recreational facilities in selected municipalities is increased in response to increased needs

INDICATOR NAME	TYPE	TARGET	BASELINE	INDICATOR VALUE	PROGRESS OVER TIME	TARGET ACHIEVEMENT RATE
M-Ot.07 Number of recreational facilities completed and operational (with Facility support)	I	28	0	0	-	
M-Ot.08 Average completion level of (Facility-funded) recreational facility construction projects	S	100	0	17		

Overall rating **Weak**

Result Achievement Assessment

Recreational Facilities: The youth and recreational services Action – the only one reporting under Output 3 – started in August 2020 and was due to be completed within 48 months. As of 30 June 2022 however, only two construction works contracts (involving 12 football fields/tennis court and four Youth Centres/Sports halls) have been signed. The construction of these facilities are expected to be completed within one year. Since the construction permits were still pending as of the end of June 2022, average (individual site project) completion rate remained unchanged from the last FMR at 17% (i.e. all sub-projects at “Step 1”).

The Action originally included the construction of 28 sub-projects. However, due to increasing construction material costs, six of these sub-projects are expected to be cancelled by the end of 2022.



Intermediate Outcome: Refugees and host communities in selected municipalities have improved access to safely-managed water supply, sanitation, solid waste management and recreational services

INDICATOR NAME	TYPE	TARGET	BASELINE	INDICATOR VALUE	PROGRESS OVER TIME	TARGET ACHIEVEMENT RATE
M-Oc.04 Number of people provided with access to safely-managed municipal water supply services (with Facility support)	S	2,840,953	0	0	-	0%
M-Oc.05 Number of people provided with access to safely-managed municipal sanitation services (with Facility support)	S	4,484,513	0	182,490	180k Q2/2022	4%
M-Oc.06 Number of people provided with access to safely-managed municipal solid waste management services (with Facility support)	S	3,055,385	0	627,465	630k Q2/2022	21%
M-Oc.07 Estimated number of users of Facility-supported recreational facilities	S	0	0	0	-	Target not set

Overall rating **Weak**

Result Achievement Assessment

Increased Access to Services: The dashboard presented above indicates progress made in terms of four indicators related to the number of municipal service users who directly benefit from the infrastructure projects completed with Facility support. For potable water supply, as all of the sub-projects are financed under Tranche II and are still under development, there are no recorded beneficiaries as yet.

As of the end of June 2022, the number of people who benefitted from the sanitation services sub-projects remained unchanged at approximately 180,000 and 4% target achievement rate. Meanwhile, with the completion of the MBT facility in Gaziantep during the first half of the year, the number of people who benefitted from completed solid waste management facilities increased to almost 630,000 (21% achievement rate).

No data has been reported to-date for the number of users of completed recreational facility construction projects as none have been completed yet.



Long-term Outcome: The capacity of supported municipalities to provide essential municipal services is maintained or improved

INDICATOR NAME	TYPE	TARGET	BASELINE	INDICATOR VALUE	PROGRESS OVER TIME	TARGET ACHIEVEMENT RATE
M-Oc.01 Percentage of households in the target municipalities with access to safely-managed municipal water supply	S	0	0	0	-	Target not set
M-Oc.02 Percentage of households in the target municipalities with access to safely-managed municipal sanitation	S	0	0	0	-	Target not set

Overall rating **Data Not Available**

Result Achievement Assessment

The Facility aims to maintain or improve the capacity of the supported municipalities to provide water, sanitation and solid waste management services. As of the end of June 2022, no data had been reported to the Facility for the potable water supply population coverage rate or for the sanitation services coverage rate. The baseline values have not yet been reported as the relevant surveys have not yet been completed by the relevant IPs.

7. Migration Management

The Facility’s strategy in supporting this priority area is summarised in Figure 11 below:

Figure 11: Migration Management Priority Area Intervention Logic



Output: Migration management capacity increased

INDICATOR NAME	TYPE	TARGET	BASELINE	INDICATOR VALUE	PROGRESS OVER TIME	TARGET ACHIEVEMENT RATE
MM-Ot.01 Number of persons who received training on migration related topics	C	1,750	0	2,989	3k Q2/2022	<div style="width: 171%; background-color: #0070c0; height: 10px;"></div> 171%
MM-Ot.02 Number of migrants hosted in removal centres	S	0	0	8,562	8.6k Q4/2019	Target not set
MM-Ot.03 Number of removal centres established and operational	S	1	0	1	1 Q4/2019	<div style="width: 100%; background-color: #0070c0; height: 10px;"></div> 100%
MM-Ot.04 Number of migrants receiving assistance while hosted in removal centres	C	110,000	0	325,589	330k Q2/2022	<div style="width: 296%; background-color: #0070c0; height: 10px;"></div> 296%

Overall rating

Good

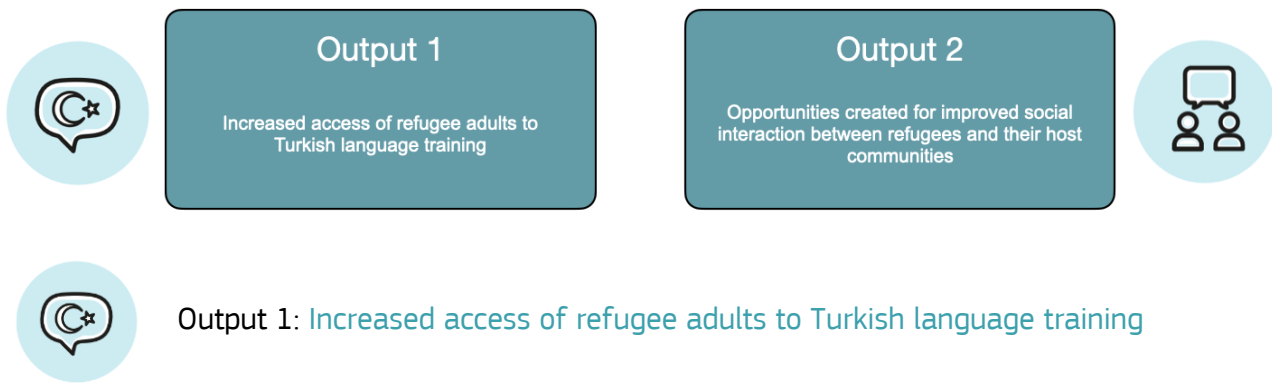
Result Achievement Assessment

Following the completion of the two Actions supported under Tranche I, no more support has been provided in the area of Migration Management.

8. Cross-cutting

The Facility’s strategy in supporting this priority area is summarised in Figure 12 below:

Figure 12: Cross-Cutting Outputs



Output 1: Increased access of refugee adults to Turkish language training

INDICATOR NAME	TYPE	TARGET	BASELINE	INDICATOR VALUE	PROGRESS OVER TIME	TARGET ACHIEVEMENT RATE
C-Ot.01 Number of adult refugees who completed one or more Turkish language courses with Facility support	C	72,447	0	55,755	56k Q2/2022	77%

Overall rating

Average

Result Achievement Assessment

Turkish Language Course Completion: During the first half of 2022, an additional 1,397 adult refugees completed a Turkish language course with Facility support¹¹⁰. Almost all of the course participants were Syrian refugees, and most of these were female (66%). Most of the courses (81%) were delivered through MoNE’s Public Education Centres (PECs). Of those completing courses, almost half (46%) did so for the beginner level courses (A1) whilst 29% completed A2-level courses¹¹¹.

Whilst the overall Facility target for this indicator (approx. 72,000) is very modest in terms of the percentage of Syrian adults living in Türkiye, only 55,755 adults have completed courses so far, indicating that the level of activity of the Facility in this area is still quite low in relation to the need. One tranche II Action has a target of 16,000 beneficiaries but has not yet started delivering Turkish language courses – it is expected to start reporting progress during the upcoming reporting period.


Focus Group Discussion (FGDs) held with refugee groups found that only one-third of the participants rated their Turkish language proficiency as ‘good’ whilst the remaining participants assessed their Turkish language proficiency as ‘weak’. According to the FGDs, there are several factors which explain why refugees are unable to attend Turkish language courses. For example, the Public Education Centres (PECs) do not accept applicants who are above 40 years of age. Moreover, the Turkish language courses are conducted during the day which means that refugees who work are unable to attend the courses. Some participants mentioned that the courses offered are mainly focused on grammar and are not sufficiently focused on providing day-to-day conversational skills. It was also reported that courses are only organised when at least 12 participants are available. In many cases courses are cancelled due to the lack of availability of the required participants for a given course. Some women participants mentioned that they prefer Turkish online courses because they cannot manage to participate physically due to their household and care-giving responsibilities.

¹¹⁰ See the Education Priority Area chapter for information on Turkish language teaching to children.

¹¹¹ 11% completed B2; 9% completed B1; 257 (1%) refugees completed C1.



Output 2: Opportunities created for improved social interaction between refugees and their host communities

INDICATOR NAME	TYPE	TARGET	BASELINE	INDICATOR VALUE	PROGRESS OVER TIME	TARGET ACHIEVEMENT RATE
C-Ot.03 Number of refugees and host community members who participated in (Facility-supported) inter-community social cohesion events	I	562,035	0	712,393	 95k Q2/2022	 127%

Overall rating

Good

Result Achievement Assessment

Inter-community Social Cohesion Activities: During the first half of 2022, an additional almost 126,000 refugees and host community members participated in social cohesion events designed to improve inter-community understanding and relations. This is a higher level of activity compared to the previous reporting periods which is partially ascribed to the gradual return to holding normal social events as the COVID-19 pandemic subsided, as well as the conduct of a large number of social cohesion events for parents and students as part of the PIKTES Action. The social cohesion activities were attended by Syrian refugees (52%), host community members (43%) and non-Syrian refugees (5%). The participation of females was slightly higher (54%) compared to males. Most (80%) of participants in the social cohesion activities were children.

Despite the reported increase in the level of participation in social cohesion events, participants in FGDs (both refugees and host community members) felt that the lack of Turkish language proficiency amongst the refugee population is the major barrier to integration and social cohesion between the two communities. A large majority of the FGD participants felt that during the last two years the social distance between the host community and the refugees has widened due to the political environment, negative coverage of refugees in the media (including social media) and the economic situation. Participants reported that they were experiencing increased levels of discrimination in their workplaces, government offices (while accessing services), hospitals, schools, and on the streets.

This page has been deliberately left blank.