



European
Commission

MANAGING THE REFUGEE CRISIS

**THE FACILITY FOR REFUGEES
IN TURKEY**

**THE FACILITY RESULTS FRAMEWORK
MONITORING REPORT**

OUTPUT ACHIEVEMENT PROGRESS
(As of 30 June 2019)



This report has been prepared with the support of:

SUMAF

Technical Assistance to Support the Monitoring of Actions
Financed under the Facility for Refugees in Turkey (Facility)
Contract N° IPA/2018/393-877

This project is implemented
by the consortium lead by **ECORYS** 

TABLE OF CONTENTS

TABLE OF CONTENTS	i
ACRONYMS	ii
INTRODUCTION	1
I. The context of the crisis and the EU response under the Facility for Refugees.....	1
II. The Facility Intervention Strategy and Results Framework.....	1
1. THE FACILITY MONITORING & EVALUATION SYSTEM	3
Facility Monitoring and Data Reporting Processes.....	3
2. EDUCATION	4
Output 1.1.1 - ‘Access of refugee children and youth to educational programmes increased’.....	5
Output 1.2.1 - ‘Conducive learning environment promoted’.....	8
Output 1.2.2 - ‘Educational infrastructure improved’.....	9
3. HEALTH	10
Output 2.1.1 - ‘Operational capacity of healthcare system in provinces with high influx of Syrian refugees increased’.....	12
Output 2.1.2 - ‘Utilisation of health care services by refugees increased’.....	13
4. SOCIO-ECONOMIC SUPPORT	15
Output 3.1.1 - ‘Persons under temporary or international protection are provided with monthly resource transfers through ESSN or other mechanisms funded by the Facility’.....	17
Output 3.2.1 - ‘Syrian refugees and host community participation in employment-related services increased’.....	17
Output 3.3.1 - ‘Entrepreneurship among Syrian refugees and host community members promoted through SMEs support’.....	20
Output 3.4.1 - ‘Social interaction between Syrian refugees and host community members promoted’.....	21
5. MIGRATION MANAGEMENT	22
Output 4.1.1 - ‘Migration management capacity increased’.....	23
6. THE FACILITY OVERALL RESULTS CHAIN (FIRST TRANCHE)	25
7. RESULTS FRAMEWORK INDICATORS	26
ANNEX 1 – EDUCATION SECTOR INDICATORS	27
ANNEX 2 – HEALTH SECTOR INDICATORS	40
ANNEX 3 – SOCIO-ECONOMIC SUPPORT INDICATORS	50
ANNEX 4 – MIGRATION MANAGEMENT INDICATORS	57

ACRONYMS

3RP	Regional Refugee and Resilience Plan
ANC	Ante-Natal Care
ASAM	Association for Solidarity with Asylum Seekers and Migrants
CCTE	Conditional Cash Transfer for Education
CfW	Cash for Work
CMHC	Community Mental Health Centre
DG ECHO	Directorate-General for European Civil Protection and Humanitarian Aid Operations
DGMM	Directorate-General for Migration Management
ECE	Early Childhood Education
EMHC	Extended Migrant Health Centre
ESSN	Emergency Social Safety Net
EU	European Union
EUD	Delegation of the European Union to Turkey
EUTF	EU Regional Trust Fund in response to the Syrian crisis
Facility	Facility for Refugees in Turkey
GDSA	General Directorate of Social Assistance
GoT	Government of Turkey
IFI	International Financial Institutions
ILO	International Labour Organisation
IOM	International Organisation for Migration
IP	Implementing Partner
IPA	Instrument for Pre-Accession Assistance
ISKUR	Turkish Employment Agency
LFIP	Law on Foreigners and International Protection
MHC	Migrant Health Centre
MHPSS	Mental Health and Psycho-social Support
MHU	Mental Health Unit
MoH	Ministry of Health
MoNE	Ministry of National Education
NGO	Non-Governmental Organisation
OECD	Organisation for Economic Co-operation and Development
PEC	Public Education Centre
PICTES	Promoting Integration of Syrian Children into Turkish Education System
PIKTES	Promoting Integration of Syrian Kids into Turkish Education System
PSS	Psychological Support Services
RF	Results Framework
SGBV	Sexual and Gender-Based Violence
SIHHAT	Improving the Health Status of the Syrian Population under Temporary Protection and Related Services Provided by Turkish Authorities
SME	Small and Medium-sized Enterprise
SRH	Sexual and Reproductive Health
SUMAF	Technical Assistance to Support the Monitoring of Actions Financed under the Facility for Refugees in Turkey
SuTPs	Syrians under Temporary Protection
TCG	Turkish Coast Guard
TEC	Temporary Education Centre
TVET	Technical and Vocational Education and Training
UN	United Nations
UNDP	United Nations Development Programme
UNFPA	United Nations Population Fund
UNHCR	United Nations High Commissioner for Refugees
UNICEF	United Nations Children's Fund
WHO	World Health Organisation

INTRODUCTION

I. The context of the crisis and the EU response under the Facility for Refugees

For the past 8 years since the onset of the Syrian civil war, Turkey has been the major reception and transit country for refugees from Syria and other countries in the region, becoming by 2015, the country hosting the largest number of refugees in the world. Turkey presently hosts over 4 million refugees.¹ As of June 2019 3,622,284 of these were registered Syrians living in Turkey², whilst the remainder originated mainly from Iraq and Afghanistan. The Government of Turkey's (GoT) response to the refugee crisis is based upon a legal framework for temporary protection within which refugee rights are enshrined under the 2013 Law on Foreigners and International Protection (LFIP) and the 2014 Temporary Protection Regulation³. Syrians registered under Temporary Protection (SuTPs) as well as non-Syrians who are international protection applicants, can access public services including education and health in the province of their registration. In 2016 SuTPs were given the right to obtain a work permit to enable them to take up work in the formal labour market.⁴

The European Union and its Member States agreed on the EU Turkey Statement in March 2016, which facilitated the mobilisation of funding under the Facility for Refugees in Turkey (Facility) which was created in 2015⁵. The Facility is a coordination mechanism which aims to enable efficient and effective mobilisation and coordination of investments to assist refugees and the Turkish government in its response to the crisis. It aims to mobilise existing EU financing instruments, as either humanitarian or development assistance, in a comprehensive and coordinated manner. An initial €3 billion tranche of Facility funding (the first tranche) was committed and contracted at the end 2017. From mid-2018 to mid-2019 the second tranche of funding totalling €3 billion was committed - covering both IPA funding (under two Special Measures) and ECHO funding (under the 2018 and 2019 HIP). The second tranche covers education, health, protection, socio-economic support (consisting of basic needs and livelihoods) and municipal infrastructure^{6,7}. The investments under the second tranche of the Facility reflect the protracted nature of the refugee situation by focusing on inclusion and self-reliance through the provision of socio-economic support and sustainable livelihood opportunities for both refugees and host-communities in high refugee-concentration areas.

II. The Facility Intervention Strategy and Results Framework

This report is the fourth biannual (six-monthly) report produced to inform stakeholders of the implementation progress of, and the results achieved by, the Facility. The report covers the progress of the Actions contracted under the first tranche of funding which is made up of 72 Actions contracted by both ECHO and the European Union Delegation in Turkey (EUD) and the European Union Regional Trust Fund in Response to the Syrian Crisis (EUTF). The Actions are implemented by a range of Implementing Partners (IPs), including government agencies, international financial institutions (IFIs), UN agencies and international and national NGOs.

As in the case of the previous report, this progress report only uses data to report on progress in terms of achieving the outputs presented in the Tranche I Facility Results Framework. Whilst the current status of the full set of the indicators contained in the Results Framework is presented in the Annexes, only a selection of the most informative indicators is used for the progress discussion in the main body of the report.

¹ <https://www.goc.gov.tr/gecici-koruma5638>

² DGMM website statistics, http://www.goc.gov.tr/icerik3/gecici-koruma_363_378_4713

³ Toward Long-Term Solidarity with Syrian Refugees? Turkey's Policy Response and Challenges (2018), Atlantic Council in Turkey, https://espas.secure.europarl.europa.eu/orbis/sites/default/files/generated/document/en/Toward_Long-Term_Solidarity_with_Syrian_Refugees_web_final_update_101118.pdf

⁴ This report will use the term 'refugees' to denote the population of refugees in Turkey, 'Syrian refugees' to refer to the refugees of Syrian nationality, SuTPs to refer to the cohort of Syrian refugees who have registered for international protection, and 'irregular migrants' to refer to migrants who have entered Turkey by illegal means. Different Actions under the Facility target these different cohorts.

⁵ Third Annual Report on the Facility for Refugees in Turkey https://ec.europa.eu/neighbourhood-enlargement/sites/near/files/com_2019_174_f1_communication_from_commission_to_inst_en_v5_p1_1016762.pdf

⁶ Commission Implementing Decision of 19.07.2019, on the adoption of a special measure on health, protection, socio-economic support and municipal infrastructure under the Facility for Refugees. https://ec.europa.eu/neighbourhood-enlargement/sites/near/files/c_2019_5454_f1_commission_implementing_decision_en_v3_p1_1040404.pdf

⁷ https://ec.europa.eu/neighbourhood-enlargement/sites/near/files/updated_facility_strategic_concept_note.pdf

In discussing the results achieved, issues encountered, and some lessons learned, the document also seeks to show how these have influenced the programming of the Second Tranche suite of Actions. Finally, it seeks to provide some important updates relating to the social, political and institutional context within which the Facility operates. The report covers the first tranche of Facility funding (Tranche I), and reviews progress up to the end of June 2019⁸.

As in the case of the preceding Monitoring Report (May 2019)⁹ this report is structured according to each of the four priority areas (Education, Health, Socio-Economic Support and Migration Management) of the first tranche of Facility funding. Within each Priority Area there is a more detailed results framework, each of which aligns with the overall Facility intervention logic or results chain (which is presented in Section 6). In this new report, each Priority Area section is introduced with a graphical presentation of the priority area's summarised basic intervention logic or results chain. For a deeper understanding of the Facility's current intervention strategy, the reader is referred to the previous report (presented to the Facility Steering Committee in May 2019).

The biannual updates of this report discuss the progress made by the Facility in achieving the individual outputs in each of the Facility's priority areas. Under each output a summary of the strategy being pursued to achieve it is presented (as in the case of the previous report). Also, as before, selected key progress indicators are summarised in a table in the early part of each output section. Where possible, some performance review information originating from relevant SUMAF monitoring missions related to NEAR-funded Actions conducted in the preceding six months is integrated into the text.

⁸ Corresponding to the cut-off date for the second quarter data supplied by in the Facility's Actions Quarterly Information Notes

⁹ This report reported data up until 31st December 2018

1. THE FACILITY MONITORING & EVALUATION SYSTEM

Facility Monitoring and Data Reporting Processes

This report uses the data generated by the Facility's monitoring system¹⁰, produced at the Action-level by the IPs and reported quarterly against the Facility Results Framework. In addition, the report draws on evidence generated from periodic field-based monitoring exercises conducted by the SUMAF technical assistance project providing monitoring services to the Commission¹¹ as well as Quarterly Information Notes prepared by Implementing Partners. Where appropriate, some additional information is drawn from reliable sources (with references provided) in order to convey an overall picture of the strategy being followed by the Facility and the overall progress to-date in its execution.

Data for the Results Framework indicators are reported by IPs to their Contracting Authorities, namely EUD, the EUTF, and the Directorate-General for European Civil Protection and Humanitarian Aid Operations (DG ECHO), using a common monitoring template. The targets established for the Results Framework's output indicators are the aggregate values of the targets set for each contributing Action. Consequently, if any changes are introduced to an individual Action's targets this will be reflected in an adjustment to the relevant Facility Results Framework target.

Given the complexity of the reporting system and the large number of data sources used, the accuracy of the results can vary, as it is dependent on the quality of the underlying data supplied by the Implementing Partners, over which the Facility Secretariat has only limited control. Factors that can affect data availability, reliability, and comparability include the nature of data collection tools and processes used by IPs as well as the level of consistency of their implementation. Additionally, in refugee situations such as those prevailing in Turkey, rapidly changing population numbers, combined with a high level of mobility of refugees can also affect the reliability of measurements. Action monitoring missions conducted by SUMAF include the conduct of reviews (Data Quality Assessments) of the quality of the data supplied by IPs for Facility Results Framework indicators.

The data presented in this report are disaggregated by several criteria (e.g. gender, age, disability, geographical location, etc.), whenever appropriate and possible. The level of disaggregation required by the Facility is not always possible due to limitations at the level of primary data collection.

Development of the Revised Facility Results Framework

Over the course of the past six months the Facility Secretariat has been leading a process of revision of the Results Framework to ensure its updating and alignment with the new focus areas being financed under the second funding tranche. It has been supported in this work by the EUD and ECHO with SUMAF providing technical assistance.

The Revised Results Framework (RRF) is being developed based on the Priority Area programming documents for the Second Tranche as well as the draft Action results frameworks ('Logframes') for the new Tranche II Actions. The EU Delegation (supported by SUMAF) has been working to ensure that the proposed indicators and data collection instruments in the Revised Results Framework are integrated into the Action design documents and budgets which are currently being negotiated and finalised. In this way, it is expected that the collection and reporting of future data for the high-level results of the revised results framework will be coherent with the legacy data already collected on the Facility investments. In addition, through support from SUMAF it is envisioned that future versions of this Facility Monitoring Report will be increasingly able to report upon the effects of the Facility's investments on levels of access to and quality of services and the results of this in terms of refugee and host communities' lives.

¹⁰ "Facility Monitoring and Evaluation System", Facility for Refugees in Turkey, 12th Meeting of the Steering Committee, Brussels, 17 May 2019

¹¹ SUMAF is a technical assistance project providing monitoring support to the Facility Secretariat in Brussels and the EU Delegation in Ankara in relation to the Facility for Refugees in Turkey. It is implemented by ECORYS.

2. EDUCATION

Currently there are 1,7 million registered Syrian children and youth (aged 5 to 24) living in Turkey (46% of the total SuTP population). The total number of school-age Syrians under Temporary Protection (SuTPs) (corresponding to primary, lower-secondary and upper-secondary education) is around 1,1 million, which constitutes 31% of the whole SuTP population¹². Due to the protracted nature of the Syrian crisis, the Government of Turkey (GoT) is faced with the daunting task of absorbing this generation of children and youth into the public education system without undermining the overall quality of education for the host communities. Once it had become clear to the government that the security problems in Syria would take a long time to be resolved the original policy of setting up and running Temporary Education Centres (TECs) (where a modified Arabic-based curriculum was delivered to refugee children¹³) was changed to one of seeking to integrate all refugee children into the public education system.

A policy of gradually phasing out the TECs was therefore implemented starting in July 2017. This outlined that a transition period would start at provincial level with instructions to register Syrian children starting pre-primary, Grade 1, Grade 5 and Grade 9 (who completed Grade 8) in the 2017-2018 school year. TECs in turn were expected to give Turkish language courses to prepare the Syrian children for public schools. These policy changes are reflected in the Ministry of National Education's (MoNE) objectives¹⁴ relating to refugee education:

- i. Integrating all school-age Syrian children into Turkish Public schools synchronised with phasing out Temporary Education Centres (TECs);
- ii. Expanding the education infrastructure by constructing more schools and education environments;
- iii. Increasing the quality, inclusiveness and resilience-building aspects of education by developing teaching-learning programs, training staff and institutionalising a model for all vulnerable students regardless of citizenship/immigration status¹⁵.

To support the implementation of such initiatives the Facility is financing Actions with the intended long-term outcome of ensuring that: *'School-age Syrian refugees have access to and receive quality education in the Turkish education system.'*¹⁶ The priority area's intervention strategy for the Facility to achieve this objective is to work on improving the availability, accessibility and quality of schooling (the supply side) whilst simultaneously working on supporting refugee families and children to be aware of the services and how to access them, and to prepare the children to be able to effectively join the appropriate classes for their age group. The intervention logic summarising this strategy is presented below in Figure 1.

¹² <https://www.goc.gov.tr/gecici-koruma5638>

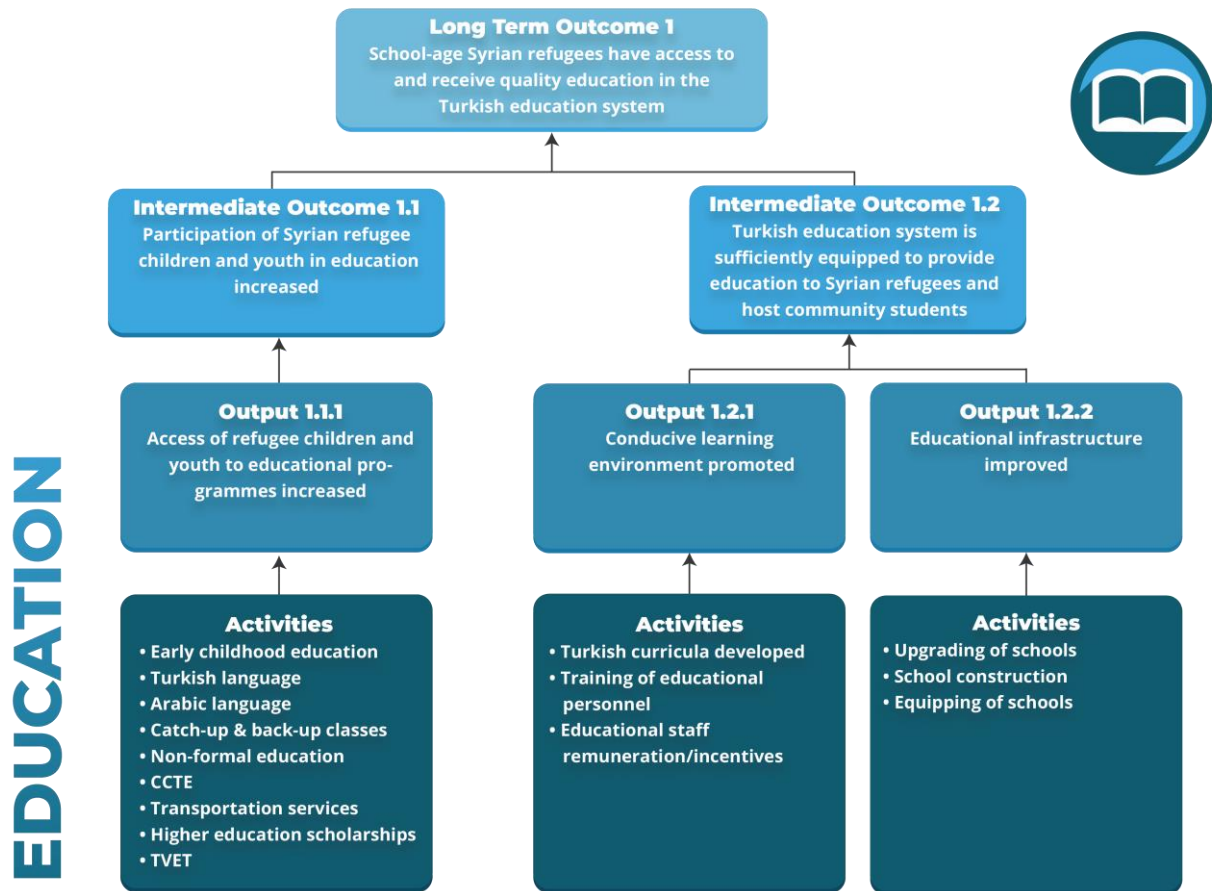
¹³ Toward Long-Term Solidarity with Syrian Refugees? Turkey's Policy Response and Challenges (2018), Atlantic Council in Turkey, https://espas.secure.europarl.europa.eu/orbis/sites/default/files/generated/document/en/Toward_Long-Term_Solidarity_with_Syrian_Refugees_web_final_update_101118.pdf

¹⁴ <https://dergipark.org.tr/download/article-file/618384>

¹⁵ Needs Assessment Report: 31 October 2018

¹⁶ These objectives are in line with the Regional Refugee and Resilience Plan (3RP), the 'No Lost Generation' multi-stakeholder strategic initiative on supporting Syria and the region, and the Sustainable Development Goal Four (SDG4) on inclusive and equitable quality education.

Figure 1: Facility's intervention logic in the education priority area



The strategy is structured around the delivery of the following three key outputs:

- 1.1.1 - 'Access of refugee children and youth to educational programmes increased'
- 1.2.1 - 'Conducive learning environment promoted'
- 1.2.2 - 'Educational infrastructure improved'

The types of interventions (investments) identified to achieve each output, and the progress achieved to date in implementing them, are described in more detail below together with some of the main challenges encountered.

Output 1.1.1 - 'Access of refugee children and youth to educational programmes increased'

Facility Investments

According to MoNE data, 643,058 Syrian children were enrolled in education (public schools and TECs) in the 2018-2019 school year which corresponded to 61.4% of the Syrian children aged between 5 and 17 in the country. The distribution of the students by education level in comparison to the registered population for the same age groups is presented in the table below:

Table 1: Distribution of Students by Grade (2018-2019)

Level	Enrolled	Population	Percentage
Preschool (Age 5)	32,198	95,094	33.9%
Primary (Age 6-9)	365,535	382,748	95.5%
Lower Secondary (Age 10-13)	173,252	300,458	57.7%
Upper Secondary (Age 14-17)	72,073	269,236	26.8%
TOTAL	643,058	1,047,536	61.4%

The significantly lower enrolment rates at lower and upper secondary levels outline the challenges of ensuring access to education. These include a combination of factors including language ability, perceived low returns to education, and families' desires to have their children contribute to the household economy. In late 2018 the Ministry of National Education (MoNE) estimated that over 390,000 refugee children were not participating in the education system (i.e. were 'out of school')¹⁷.

To improve access to education for all, the Facility funds a broad range of interventions covering pre-school, primary, secondary and tertiary level education. This includes Early Childhood Education programmes, Turkish language skills training, the provision of catch-up classes and remedial (back-up) classes to address learning performance issues and outreach activities to follow-up on out of school children, as well as Arabic language classes. Also covered is the provision of scholarships to support some students to go on to tertiary education. The present number of Syrian students in Turkey studying at university level is just over 20,000 (less than 4%)¹⁸.

A second set of Facility funded Actions is aimed at addressing the barriers to enrolment. This includes the provision of cash-transfers to families to incentivise enrolment and regular attendance and to mitigate any financial-related barriers to sending their children to school. This is delivered through the Conditional Cash Transfer for Education (CCTE) programme and includes the provision of transportation services. This CCTE programme also has a specific child protection component, operationalised by outreach teams in 15 provinces who conduct household visits to facilitate the prevention, early detection and response (including referral to specialised services) to child protection risks or violations. This child protection component has a specific focus on children who are found to be out of school or have low school attendance.

The flagship Action in this priority area was the Promoting Integration of Syrian Children into Turkish Education System (PICTES) Action (implemented by MoNE) which provided a wide range of different types of support to the public education system in the 23 provinces with the highest refugee populations. In addition to MoNE, a range of UN organisations, IFIs, and international and national NGOs are implementing education Actions with the Facility's support. Under Tranche II funding, the successor Action to PICTES (called PIKTES) began operation in the second quarter of this year and covers 26 provinces.

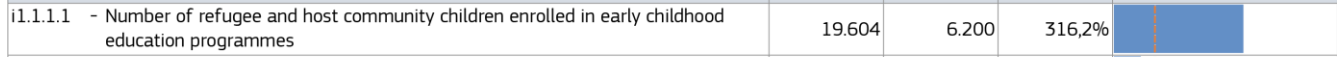
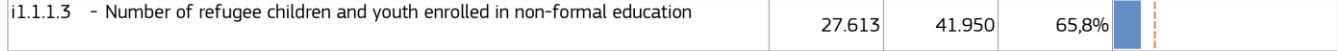
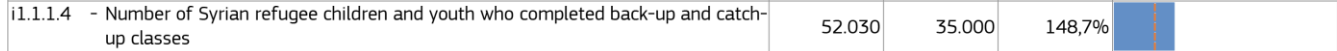

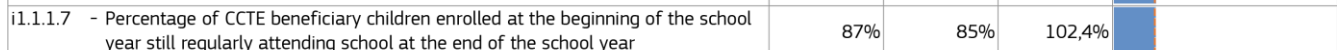
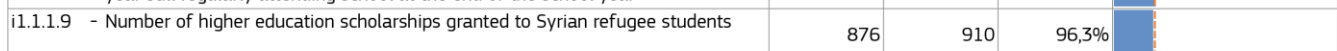
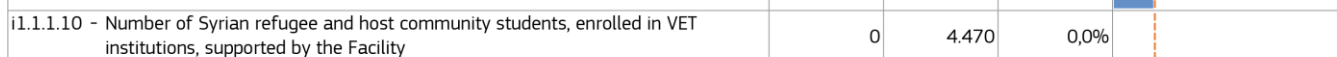
Progress To-Date

Table 2 below presents a summary of the progress made in achieving the output, presented in terms of key indicators. The cumulative progress made in relation to the established Facility target is shown.

¹⁷ Impact Analysis Report 2019, PICTES, MoNE

¹⁸ 3RP Regional Strategic Overview 2019-2020 Turkey

Table 2: Output 1.1.1 – Progress Against Targets

Output Indicator	Indicator Value	Target Value	% Progress	
i1.1.1.1 - Number of refugee and host community children enrolled in early childhood education programmes	19.604	6.200	316,2%	
i1.1.1.3 - Number of refugee children and youth enrolled in non-formal education	27.613	41.950	65,8%	
i1.1.1.4 - Number of Syrian refugee children and youth who completed back-up and catch-up classes	52.030	35.000	148,7%	
i1.1.1.6 - Number of refugee children enrolled in school receiving Conditional Cash Transfers for Education (CCTE)	511.453	495.000	103,3%	
i1.1.1.7 - Percentage of CCTE beneficiary children enrolled at the beginning of the school year still regularly attending school at the end of the school year	87%	85%	102,4%	
i1.1.1.9 - Number of higher education scholarships granted to Syrian refugee students	876	910	96,3%	
i1.1.1.10 - Number of Syrian refugee and host community students, enrolled in VET institutions, supported by the Facility	0	4.470	0,0%	

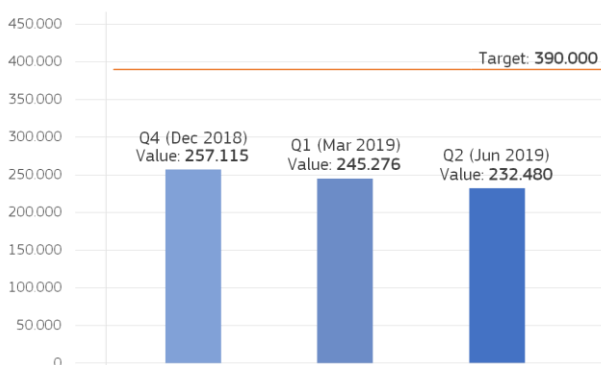
100,0%

As the table above shows, significant progress has been made on Facility funded initiatives supporting the integration of refugee children into the public education system. Progress exceeded the targets across Early Childhood Education (ECE), back-up and catch-up classes, as well as the Conditional Cash Transfer for Education programme. The substantial progress on ECE is related to the government’s recent policy initiatives to promote ECE. For catch-up classes a bespoke four-month curriculum has been developed. This is being implemented alongside home-based learning initiatives and community outreach programmes to encourage parents to become more involved with their children’s education.

The Implementing Partners (IPs) conducting non-formal education are currently half-way through their Action implementation periods and are making steady progress with enrolments at 66% of the target which is an increase from the 41,5% reported for the previous period. Non-formal education is a key means of education for refugee children who are out of the mainstream education system and is offered at Public Education Centres, Community Centres and Youth Centres by a range of IPs. The only output with no progress is that of Vocational Education Training (VET) (i1.1.1.10). This is due to the fact that the relevant Action involved a prolonged planning stage involving market studies and needs assessments surveys of the current status of VET institutions. This was followed by an establishment phase which involved a lengthy tendering process to equip VET institutions and the building of the capacity of the Ministry of National Education to jointly manage this undertaking. With these early phase processes nearly complete the enrolment of refugee and host community students within these newly refurbished institutions is expected to occur in the coming reporting period.

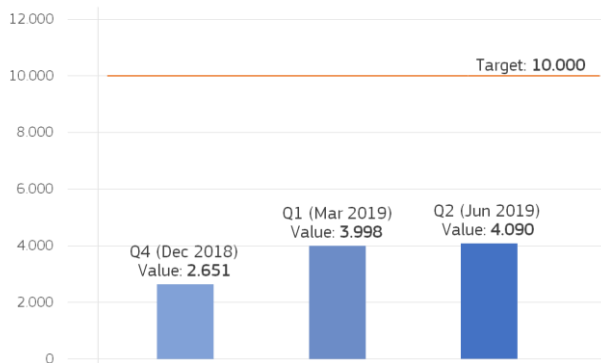
In addition to the cumulative indicators presented above, fourth quarter 2018 and first and second quarter 2019 data are presented below for three additional education indicators to outline the trends in enrolment for similar cohorts of students. All three indicators are ‘snapshot’ indicators – the value given is the current value applying at the end of the reporting period (i.e., not the total cumulative value since the start of the Facility).

i1.1.1.2 - Number of Syrian refugee children enrolled in Turkish language classes



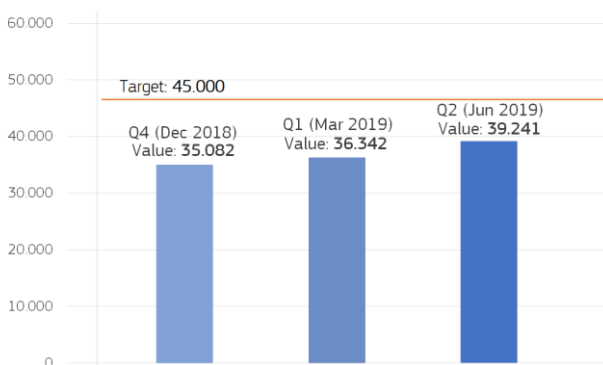
Indicator i1.1.1.2, which shows the number of Syrian refugee children enrolled in Turkish classes, shows a drop from just over 257,000 in 2018/Q4 to 232,400 in 2019/Q2. This is due to the establishment of year-long Adaptation Classes (focused on Turkish Language teaching) by the Ministry of National Education for refugee children to adequately prepare them for the Turkish language education. The number of PICTES Turkish language classes delivered has decreased partly because PICTES teachers have started transferring to MoNE to teach the Adaptation Classes.

i1.1.1.5 - Number of Syrian refugee children enrolled in Arabic language classes



Indicator i1.1.1.5 shows an increase in enrolment in Arabic language classes between 2018/Q4 and 2019/Q2 due to the teachers taking on additional shifts and classes. However, the 4,090 represents a large decrease from the 11,585 reported in 2018/Q2. The 2018/Q2 level is not likely to be reached again due to the increasing number of students who are now proficient in Turkish as well as the policy of closing the Temporary Education Centres, thereby decreasing the number of Arabic language teachers employed and students enrolled.

i1.1.1.8 - Number of Syrian refugee children and youth registered for transportation services



The data for indicator i1.1.1.8 (transportation services), show a moderate increase from the just over 35,000 students who were receiving transportation funding during 2018/Q4 (see graph). The current rate is below the target due to the completion of the number of actions providing transportation services. The scale of services provision is expected to increase further with the onset of the second funding tranche and the start of the new school year.

Output 1.2.1 - 'Conducive learning environment promoted'

Facility Investments

Improving the overall quality of education is central to the Facility's targeted long-term outcome for the education support¹⁹. The Action monitoring missions conducted by the Facility's Ankara-based M&E services project (SUMAF) have highlighted the burden placed on the public education system due to the refugee influx including high student-teacher ratios and mixed-ability classes, which can undermine the quality of education²⁰. To mitigate the effects on the quality of education, the GoT has set about improving the operational capacity of educational institutions and staff through an extensive training programme for both teachers and administrators. In addition, a new strategy to conduct teachers assessments, classroom observation, and establishing feedback mechanisms to improve performance and support is envisioned²¹.

This strategy to ensure a conducive learning environment for both Turkish and Syrian students in high refugee-concentration provinces, focuses on ensuring that the education system has in place the resources, workforce (including Ministry administrators, school administrators, counselling staff and support staff), skills, curriculum and teaching programmes required. In this area of capacity building MoNE plans to train 20,000 MoNE administrative staff up until August 2021²².

¹⁹ Measuring quality is complicated by the lack of published information on student learning outcomes in the national educational statistics reporting system leading to a lack of statistics on academic performance of refugee children against other cohorts



²⁰ See SUMAF Summary of Final Monitoring Report for PICTES I Action - Promoting Integration of Syrian Children into Turkish Education System (IPA/2016/377-536), March 2019

²¹ IPA/2018/403-554, Annex I, Description of the Action - PIKTES II

²² PICTES II-Draft Inception Report (09/07/2019)

Progress To-Date

Table 3: Output 1.2.1 – Progress Against Targets

Output Indicator	Indicator Value	Target Value	% Progress	
i1.2.1.2 - Number of educational personnel trained	170.405	31.380	543,0%	
i1.2.1.3 - Number of educational personnel receiving salaries and/or incentives	4.498	7.700	58,4%	

100,0%

Since its inception, the Facility has funded more education staff trainings than initially planned due partly to the PICTES Action having introduced short course training to a large number of MoNE staff to increase their capacities to address the particular issues faced by refugee children. This nationwide inclusive education pedagogy training programme to Turkish teachers and school administrators has been delivered to over 170,000 beneficiaries (see annex for Indicator i1.2.1.2). The trainings include certificate programmes on teaching Turkish; integration of Syrian students into school life; and specialised certification courses for guidance counsellors on psychosocial interventions for children. The monitoring missions conducted for the PICTES programme have outlined the high motivation among MoNE staff resulting from their engagement with the programmes.

In this reporting period, the number of staff receiving salaries or incentives dropped to just under 4,500 from over 21,000 in the previous period. This is primarily due to the completion of previous MoNE and UNICEF implemented projects and the Tranche II-funded PIKTES-II project only recently beginning implementation. By June 2019, PIKTES hired teachers had started to provide Turkish and Arabic classes and guidance services in 26 targeted provinces.





Output 1.2.2 - 'Educational infrastructure improved'

Facility Investments

In addition to ensuring that the education workforce is strengthened, the Facility is supporting the construction and upgrading of public-school infrastructure. As shown in Table 4 below, this includes the targeted upgrading of 1,770 schools and the construction of 181 new ones²³.

Progress To-Date

Table 4: Output 1.2.2 – Progress Against Targets

Output Indicator	Indicator Value	Target Value	% Progress	
i1.2.2.1 - Number of existing schools upgraded in standards	904	970	93,2%	
i1.2.2.2 - Number of schools constructed	23	180	12,8%	
i1.2.2.2a - Percentage of key implementation steps completed in the construction of schools	53,8%	100,0%	53,8%	
i1.2.2.3 - Number of educational facilities equipped with renewable energy installations	0	120	0,0%	

100,0%

Effective progress has been made in upgrading schools through their equipping and refurbishing. Currently, over 900 schools out of a targeted 970, have been upgraded. The progress on the construction of the Facility's targeted 181 new schools has been less impressive however, with 23 completed (and operational). Of those currently under construction the average completion rate is 53.8% with 23 having completed the construction phase, received the temporary acceptance certificate and been transferred to Ministry of National Education for the start of operations. Progress with construction has been delayed in many cases due to several factors including long or failed procurement processes, the challenges of finding suitable land for construction and delays in obtaining construction permits.

²³ The target of 181 schools is rounded to 180 in Table 4.

3. HEALTH

Despite the presence of a relatively stable refugee population since early 2018 in Turkey²⁴, and commendable efforts by the government and international and national actors, the healthcare burden of 3.65 million SuTPs together with over 365,000 persons of concern²⁵ remains substantial²⁶. The forced displacement of people and the quality of their health are highly correlated as displacement exposes migrants to numerous health risks²⁷. New contexts also present a range of linguistic and socio-cultural challenges as refugees learn to navigate new health systems. At the institutional level, large-scale migration and forced displacement places demands on governments to develop and expand inclusive health policies that cater both for migrants and host communities²⁸. This conflux of factors, coupled with the current economic situation and existing challenges within the healthcare system²⁹, has had a negative impact on healthcare services for both host communities and refugees^{30, 31}.

As with education, the health response to the refugee crisis has evolved considerably over time - gradually becoming an integrated approach involving multiple stakeholders coordinated by the Ministry of Health (MoH). SuTPs and international protection applicants have the same rights as Turkish citizens in terms of access to healthcare and medicine, whilst all other refugee groups only have access to emergency and preventive healthcare services.

As part of the comprehensive assistance provided to the Ministry of Health, Facility actions in this sector have supported the establishment of a network of Migrant Health Centres (MHC) and Extended Migrant Health Centres (EMHC) to provide refugee-centred healthcare to refugees under temporary protection in those 26 provinces with the highest refugee population. The MoH is supported in this endeavour by a number national and international Non-Governmental Organizations (NGOs) and UN agencies. All healthcare services including the E/MHCs are integrated into the national healthcare system. The services provided to refugees, including consultations, diagnosis, treatment and medicines are therefore monitored via the National Health Information Management System³².

The long-term outcome of the Facility's strategy in supporting the government to respond to these healthcare challenges is to ensure the improved health of Syrian refugees. The targeted intermediate outcome is: *'Availability, accessibility, and demand for healthcare services increased'*. The first tranche of Facility funding committed in 2016 provided technical and financial support to the health sector with the provision of a €300M Direct Grant to the Ministry of Health to finance the "Improving the Health Status of the Syrian Population under Temporary Protection and Related Services Provided by Turkish Authorities" (SIHHAT) Action which supports the MoH's delivery of primary and secondary health-care services for migrants in high refugee-concentration provinces. The health support also includes grants to UN agencies to provide trainings to healthcare staff, a €90M investment for health infrastructure and €55M of humanitarian assistance coordinated by ECHO³³ and implemented by a range of implementing partners (IPs). ECHO's investments include NGO-run primary health-care clinics (now closed or handed over to the MoH), training and certification of Syrian healthcare workers allowing them to work in Turkey (now handed over to EUTF Actions), mobile primary healthcare (MPH) services, Sexual and Reproductive health (SRH) services, Sexual and Gender Based Violence (SGBV) support, Mental Health and Psycho-Social Support (MHPSS), Physiotherapy (Post-Operative Care) and Rehabilitation (PTR)³⁴.

Despite these significant investments, Action monitoring missions have reported that some health facilities in high refugee concentration areas have been overwhelmed by service users, leading to insufficiencies of

²⁴ The refugee population both SuTPs and others has risen 3,73 to 3,76 million between 2018 and 2019 DGMM statistics available at <https://www.goc.gov.tr>

²⁵ Estimated at over 365,000 <https://www.unhcr.org/tr/en/refugees-and-asylum-seekers-in-turkey>

²⁶ ORSAM- TESEV, Effects of Syrian Refugees on Turkey, 2015. ISBN: 978-605-4615-95-7. Available at: http://tesev.org.tr/wp-content/uploads/2015/11/Effects_Of_The_Syrian_Refugees_On_Turkey.pdf

²⁷ IOM, "Social Determinants of Migrant Health," accessed 19 February 2019, <https://www.iom.int/social-determinants-migrant-health>

²⁸ International Federation of Red Cross and Red Crescent Societies, Health Inequities, Migration and Access - Fact Sheet https://www.ifrc.org/PageFiles/89397/Health%20and%20Migration_FactSheet_FINAL.pdf

²⁹ Prof. Dr. Göktaş Paşa, "Sağlık sistemimizin temel sorunları ve çözüm önerileri" <https://www.saglikaktuel.com/yazi/saglik-sistemimizin-temel-sorunlari-ve-cozum-onerileri-7113.htm>

³⁰ <https://m.bianet.org/bianet/saglik/204103-saglikta-krizin-sevri>

³¹ TOBB, Türkiye Sağlık Sektörüne Genel Bakış, December 2017. <https://www.tobb.org.tr/saglik/20171229-tss-genel-bakis-tr.pdf>

³² Healthcare services provided to refugees in MoH structures are financed through Universal Health Insurance System (reimbursed by AFAD), except for the humanitarian actions coordinated by European Commission's European Civil Protection and Humanitarian Aid Operations (ECHO) through the Facility

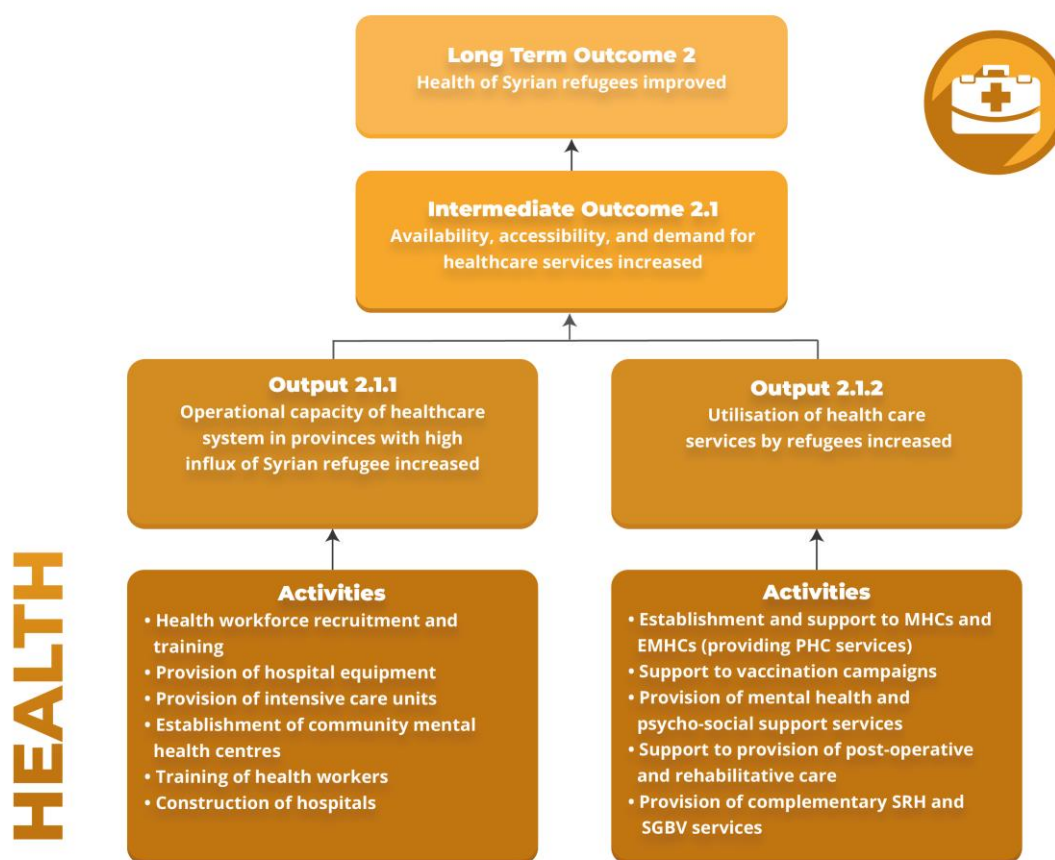
³³ FRIT Fact Sheet

³⁴ DG ECHO Turkey Health Factsheet. Reporting Period: 01/08/2015 - 31/12/2018

equipment and supplies on the supply side³⁵. On the demand side, despite the provision of free access to health care services for those refugees³⁶ registered under Temporary Protection, there is still a major need to inform refugees about their rights, the services available to them and how they can access them. Access to health care is also only provided in those provinces where refugees have been registered, which means that if refugees move to different provinces due to work or other reasons, they risk losing their free access to health care.

In response to these challenges, as well as the changing nature of the refugee crisis, the Facility's strategy has evolved to support more durable solutions. While support was initially focused on the direct delivery of health services by non-governmental organisations and international agencies, it has transitioned to supporting the strengthening and expansion of Turkey's public health system. This process has been led by the Ministry of Health (MoH), which is providing strong leadership in ensuring that the healthcare response moves towards an integrated and coordinated service delivery approach. The intervention logic underpinning the Facility's support strategy (under the first tranche of funding) is presented in Figure 2 below.

Figure 2: Facility's intervention logic in the health priority area³⁷:



The Facility's intervention strategy is implemented through the delivery of two major outputs. One addresses the reinforcement and adaptation of the health service provision capacity in the Facility-focused provinces. The other addresses the need to improve health literacy and to ensure that the appropriate services are used when needed.

- 2.1.1 - 'Operational capacity of healthcare system in provinces with high influx of Syrian refugee increased'

³⁵ SUMAF Monitoring Missions on the SIHHAT project

³⁶ SuTPs and international protection applicants

³⁷ In the results chain Output 2.1.1 should be understood as the increase in the institutional capacity to supply the mentioned services, whilst Output 2.1.2 focuses on activities aimed at improving the full and effective utilisation of these services by the intended users. The results chain will be clarified in the forthcoming revised Facility Results Framework.

- 2.1.2 - ‘Utilisation of health care services by refugees increased’

These two components of the strategy are further explained below, together with an assessment of their achievement to-date.







Output 2.1.1 - ‘Operational capacity of healthcare system in provinces with high influx of Syrian refugees increased’

Facility Investments

Health care system strengthening, supported by the Facility, involves improving the capacity of the local health services in targeted provinces to ensure that efficient and responsive services are provided at primary and secondary level, leading to improved health outcomes. The Facility’s investments in this area consist of Actions focused on supporting the Ministry of Health (MoH) to ensure that the appropriate amount and type of infrastructure, personnel, equipment, and supplies are in place to enable the delivery of the targeted services. Most of the resources for this strand of the strategy are channelled through the MoH-implemented SIHHAT Action³⁸. Apart from financing the construction of two hospitals to create an additional 550 beds of capacity, the Facility has targeted the establishment of 790 Migrant Health Units within 178 ‘Migrant Health Centres (MHCs)’³⁹ in those provinces with the highest refugee population⁴⁰. By the end of June 2019, 179 MHCs were fully equipped and operational – exceeding the target by 1 Health Centre⁴¹.

Progress To-Date

Table 5: Output 2.1.1 – Progress Against Targets

Output Indicator	Indicator Value	Target Value	% Progress	
i2.1.1.1 - Number of health workers receiving salaries and/or incentives	2.991	3.090	96,8%	
i2.1.1.2 - Number of MoH physicians per 10,000 population	18,69	21,00	89,0%	
i2.1.1.5 - Number of community mental health centres providing services	9	10	90,0%	
i2.1.1.6 - Number of health workers trained	9.232	6.750	136,8%	
i2.1.1.7 - Number of state hospitals constructed	0	2	0,0%	
i2.1.1.7a - Percentage of key implementation steps completed in the construction of state hospitals	71,4%	100,0%	71,4%	

As shown in Table 5, there were almost 3,000 health workers receiving salaries funded by the Facility at the report cut-off date. Most of these health workers were working in MHCs or E/MHCs. MHCs are made up of a number of Migrant Health Units, each of which consists of a Syrian doctor and a Syrian nurse. The centres also have Turkish doctors and nurses who work as managers of the centres (E/MHCs) or who provide cover for vacant positions until Syrian professionals are employed. To-date, over three quarters of the health workers employed in these centres have been Syrian. This includes 660 doctors, 915 midwives and nurses, 380 auxiliary staff, 13 psychologists and 1,023 bilingual patient guides – the latter recruited to assist Syrian refugees in effectively engaging with the healthcare system.

As shown by indicator i2.1.1.2, for the 28 high SuTP-concentration provinces, the average number of doctors per 10,000 head of population was 18.7. Whilst the ratio has been improving, it is still some way off the target of 21 and substantially less than the Organization for Economic Cooperation and Development (OECD) average of 30. There are also challenges with the distribution of health care workers across those provinces with high SuTP populations. According to SUMAF monitoring reports there continues to be a significant number of secondary health facilities that are under severe strain.

³⁸ SIHHAT’s full title: ‘Improving the Health Status of the Syrian Population under Temporary Protection and Related Services Provided by Turkish Authorities’

³⁹ The number of MHUs established was not included in the Facility Results Framework as a stand-alone indicator, but is used in the calculation of the outcome indicator ‘Refugee population per MHU’.

⁴⁰ Many of these MHUs were previously Temporary Healthcare Centres run by humanitarian organisations.

⁴¹ Of the 179 Centres established 130 were Migrant Health Centres, 49 were Extended Migrant Health Centre, 7 of these EMHCs act as training centres.

As a result of the Facility's investments over 9,200 health workers have been trained to-date as shown by indicator i2.1.1.6 above. This represents approximately 137% of the target. Syrians who were health professionals when they lived in Syria, have been receiving classroom training followed by practical training delivered by the World Health Organisation (WHO) for the MoH (for employment in migrant health centres under the SIHHAT Action). The training focuses on adapting to the Turkish health system and consists of one-week theoretical training, usually held at MoH in Ankara; and six-weeks of practical training held at Migrant Health Training Centres⁴². By the end of June 2019, Facility funding had contributed to 2,115 Syrian healthcare professionals being trained and certified. Of these, 1,535 had been employed. In addition to this 1,038 bilingual patient-guides had been employed.

Output 2.1.2 – 'Utilisation of health care services by refugees increased'

Facility Investments

This second strand of the health support strategy consists of Actions which support a combination of government and non-governmental implementing partners (IPs) to deliver a range of health services needed by the refugee population in a manner which ensures their use as well as activities aimed at increasing levels of health literacy. Under this output of the Facility's strategy, primary health care services, ante-natal care services, mental health and psycho-social support services, post-operative and rehabilitative care and child vaccination programmes are being delivered by a range of Actions, with the largest being MoH's SIHHAT.

Under its second component SIHHAT has also conducted health literacy promotion, which, apart from educating people on their personal health-care, involves making people aware of local health services and the eligibility conditions for using them. Monitoring missions conducted by SUMAF found that the level of awareness of health issues such as the consequences of over-medication with sedatives, resistance to antibiotics, the importance of family planning and of vaccination for mothers was low. Low health literacy and poor health-seeking behaviour of SuTPs inherited from the healthcare system in pre-war Syria add an extra layer to the problem (e.g. patients feel better treated when they have access to specialised doctors and x-rays even when they don't need it).⁴³ Findings from SUMAF monitoring missions indicated that health promotion materials, despite including visually attractive designs and being translated into Arabic, were insufficient to improve this situation. Recommendations stressed the need for such materials to be accompanied with health education provided by the health workers at centres or by outreach staff working in the communities.⁴⁴

Action monitoring missions performed by SUMAF have found that Facility funds were being effectively used to respond to the urgent needs of the SuTPs through providing:

- targeted support for the most affected hospitals;
- Arabic speaking Patient Guides (PG) in order to improve communications between SuTPs and Turkish health personnel;
- vehicles and staff for mobile outreach services;
- Community Mental Health Centres in order to increase the capacity for dealing with SuTPs' mental health problems⁴⁵.

⁴² SUMAF WHO Monitoring Mission 2019




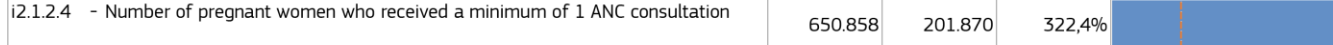
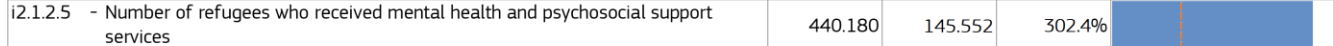
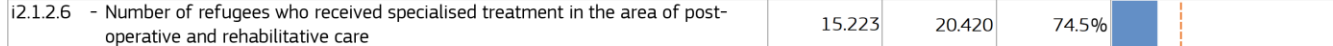
⁴³ Technical Assistance to the EU Facility for Refugees in Turkey, (updated) Needs Assessment Report, October 2018

⁴⁴ SUMAF WHO Monitoring Mission 2019 conducted by SUMAF

⁴⁵ SIHHAT Monitoring Mission 2018 conducted by SUMAF

Progress To-Date

Table 6: Output 2.1.2 – Progress Against Targets

Output Indicator	Indicator Value	Target Value	% Progress	
i2.1.2.1 - Number of primary healthcare consultations provided to refugees	9.188.811	8.822.440	104,2%	
i2.1.2.2 - Number of Syrian infants vaccinated	505.651	n.a.	-	
i2.1.2.3 - Number of Ante-Natal Care (ANC) consultations	1.842.360	791.710	232,7%	
i2.1.2.4 - Number of pregnant women who received a minimum of 1 ANC consultation	650.858	201.870	322,4%	
i2.1.2.5 - Number of refugees who received mental health and psychosocial support services	440.180	145.552	302,4%	
i2.1.2.6 - Number of refugees who received specialised treatment in the area of post-operative and rehabilitative care	15.223	20.420	74,5%	

100,0%

As shown in Table 6, the Facility had supported the delivery of over 9.1 million primary health care consultations to refugees by June of this year, representing about 92% of the Facility’s target under the first tranche of funding. With respect to vaccination campaigns and services, support to the MoH has enabled the vaccination of over 505,000 children⁴⁶. Progress in Ante-Natal Care service delivery was also significant with over 1.8 million ante-natal care consultations having been conducted to-date, benefitting over 650,000 women⁴⁷.

In the area of mental health and psycho-social support (MHPSS) services, over 440,000 refugees received support and treatment through Facility funded Actions as shown in table 6 above (indicator i2.1.2.5). Whilst this is substantially above the Facility’s target, the Needs Assessment study of 2018 showed that this is likely to still be well below the target population’s extensive needs in this area. The health system has so far focused on curative services, such as rehabilitative care for the more severe mental health cases, while the needs of the majority of refugees are linked to preventative psycho-social support and counselling at the primary health care and community level⁴⁸. In this regard, UNFPA has been supported to provide psycho-social support in 25 centres in 17 provinces, alongside the MHCs operated by MoH. At the time of writing, these complementary services are being transferred from UNFPA to the SIHHAT Action.

Finally, over 15,000 refugees received specialised treatment in the area of Physical Therapy and Rehabilitation (PTR), provided by four specialist NGOs.

⁴⁶ This is the value reported by MoH for Q1 2019. Q2 data was not available due to a change in the ministry’s reporting system. This value is less than the value reported in the previous Facility Monitoring Report. SUMAF understands that this is due to a revision in the MoH’s data recording and analysis system for vaccinations. This question is being investigated in more detail and will be further discussed with MoH.

⁴⁷ It should be noted that the vaccination data reported by MoH for this reporting period is less than that reported in the previous reporting period. This is apparently due to a revision in the MoH calculation methodology.

⁴⁸ Technical Assistance to the EU Facility for Refugees in Turkey, (updated) Needs Assessment Report, October 2018

4. SOCIO-ECONOMIC SUPPORT

A diverse set of actors in Turkey has been providing a broad range of responses to meet the varied socio-economic needs of refugees which span the humanitarian-development nexus. Initially, the GoT operated under the assumption that the Syrian refugee migration would be temporary, leading to a raft of ad-hoc basic needs support programmes which provided humanitarian assistance to displaced populations.⁴⁹ Support for these disparate cash and voucher programmes was replaced with the flagship Emergency Social Safety Net (ESSN) programme in late 2016. Due to the protracted nature of the crisis, the scope of the socio-economic response needed to be expanded to adopt a more sustainable and integrated approach. A critical part of this response was the adoption of the Regulation on Work Permits, which facilitates access to the labour market for refugees through the provision of the legal right to work. This is an important part of the policy of providing opportunities to refugees to enable them to graduate out of receiving social assistance and to be economically independent, as well as enabling them to contribute to the tax and social security system.

Despite these progressive policies, issues with language and a lack of information on application processes together with other factors present barriers to refugees acquiring work permits.⁵⁰ Similarly, data from ISKUR shows the degree to which the demand for jobs from job-seekers exceeds the actual supply of jobs.⁵¹ These issues are compounded by growing economic vulnerabilities in Turkey with high inflation eroding the beneficial impact of social assistance, and the official national unemployment rate rising from 9.7% to 12.8% in the space of a year, with large variations across the different regions of the country.^{52,53} This means that despite a high level of effort by the GoT and its international partners, the outcomes and impact in terms of employment and enterprise development may be significantly less than would be the case in more conducive contexts. A final potential negative externality of the fragile socio-economic context is the erosion of social cohesion between refugees and host communities.⁵⁴

To tackle this diverse set of socio-economic issues, the Facility has been supporting a range of self-reliance initiatives to provide support to refugees. The objective is to improve social and economic resilience through facilitating the acquisition of jobs in the formal sector with decent conditions and regular hours. Recent data indicates that only a very small percentage (about 3%) of Syrian refugees currently have work permits, which implies that the vast majority of those employed are working in the informal sector⁵⁵. Many of the latter (approx. 50%) were working an irregular number of hours each week/month⁵⁶ and with very low wages⁵⁷. Up to now, the level of control exercised by the government on the informal employment of refugees by businesses has not been very strict. However, this is now changing. This is already having a serious effect on their livelihoods as many refugees have moved from their province of registration to those provinces with better work opportunities – usually the big cities in the centre and west of the country.

The new Facility strategy (incorporating the second tranche of funding) will see a major increase in the level of resources invested in socio-economic Actions (with a focus on livelihoods support) as the level of support to humanitarian activities decreases. The second tranche will devote an increased proportion of the total budget to building the capacities of refugees and host communities to enter the labour market whilst at the same time working with Turkish institutions to facilitate this increased access. The emphasis in this work is to encourage formal labour market access. Secondly, it will significantly increase the level of investment in enterprise start-up and expansion programmes, again targeting both refugee and host communities. In both these areas, focus will be given to support the economic empowerment of women.

⁴⁹ Fulya Memişoğlu, "The Syrian Community in Turkey: Perspectives, Prospects, and Policies," PODEM Public Policy & Democracy Studies 2018

⁵⁰ The application is conducted by the employer for the employee. Data available from the Ministry of Family, Labour and Social Security (MoFLSS)/ To-date, a relatively small number of SuTPs have been issued work permits with 90,000 non-Turkish individuals applying in 2017. The Turkish Ministry of Interior stated that that around 65,000 work permits to SuTPs had been issued by the end of 2018 although this included both renewal of the annual permits as well as new issues. <https://www.brookings.edu/blog/order-from-chaos/2019/07/18/syrian-refugees-in-turkey-need-better-access-to-formal-jobs/>

⁵¹ <https://www.iskur.gov.tr/>

⁵² Data from Trading Economics website. Please also see the data of World Bank Turkey Overview and FITCH Monitoring of 2019

⁵³ World Bank, Turkey Overview (<https://www.worldbank.org/en/country/turkey/overview#3>) & FITCH Monitoring of 2019 (<https://www.fitchsolutions.com/topic/turkey>)

⁵⁴ Berti, Benedetta. "The Syrian refugee crisis: Regional and human security implications." Strategic Assessment 17.4 (2015): 41-53.

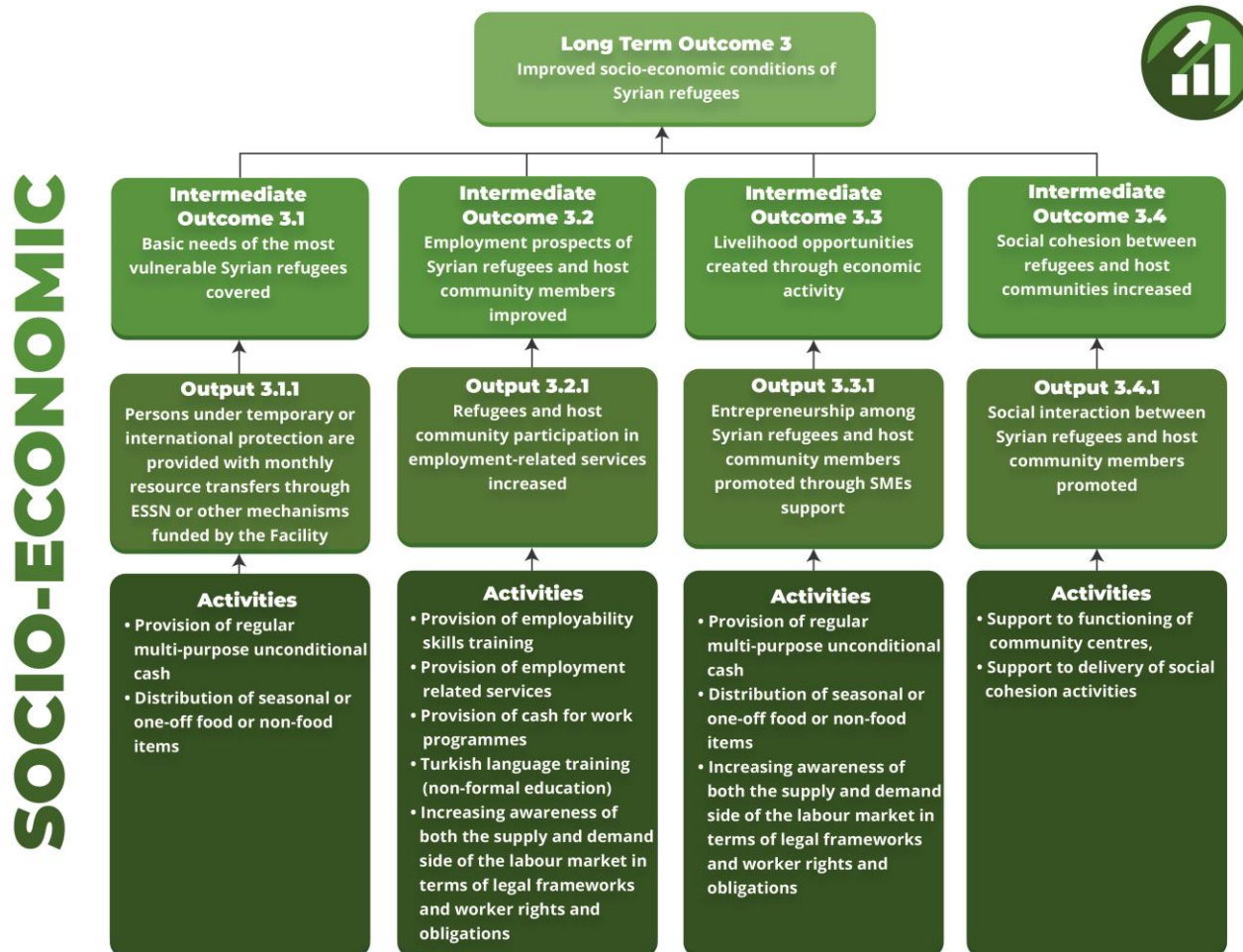
⁵⁵ World Food Program and Turkish Red Cross Livelihoods Survey (December 2018).

⁵⁶ Ibid

⁵⁷ Average monthly earnings estimated at approx. 1,300 TL per month (ibid).

The key Facility objectives established for the Socio-Economic Priority Area (under the first tranche of funding) are summarized in the results chain presented in Figure 3 below.

Figure 3: Facility's intervention logic in the socio-economic priority area:



The previous Facility Monitoring Report (May 2019) discussed the intervention strategies relating to the different components of the socio-economic support priority area - basic needs, employability and labour market support, small and medium enterprise development and the promotion of host community-refugee social cohesion. The following section briefly summarises the progress made by the Facility (up to June 2019) in terms of the priority area's four main outputs:

- 3.1.1 - 'Persons under temporary or international protection are provided with monthly resource transfers through ESSN or other mechanisms funded by the Facility'
- 3.2.1 - 'Syrian refugees and host community participation in employment-related services increased'
- 3.3.1 - 'Entrepreneurship among Syrian refugees and host community members promoted through SMEs support'
- 3.4.1 - 'Social interaction between Syrian refugees and host community members promoted'

Each output is discussed in turn below. Where appropriate, information from recently conducted Action monitoring missions conducted by SUMAF for the EC is included.

Output 3.1.1 – ‘Persons under temporary or international protection are provided with monthly resource transfers through ESSN or other mechanisms funded by the Facility’

Facility Investments

The Facility supports refugees through the delivery of a monthly unconditional, unrestricted cash transfer under the large-scale Emergency Social Safety Net (ESSN) programme which is implemented through a partnership between the Ministry of Family, Labour and Social Services (MoFLSS), the World Food Programme (WFP) and the Turkish Red Crescent (Kızılay). The programme, which started in November 2016, covers a number of different types of financial assistance including unconditional monthly cash transfers and a number of other restricted and unrestricted types of support.

The transfer value of the ESSN is calculated based on a Minimum Expenditure Basket (MEB) and is targeted towards all those refugees that meet specific eligibility criteria, agreed upon by stakeholders including the Government of Turkey. The monthly cash transfer is fixed at 120 TL per person, whereas the quarterly top-up was increased in July 2019. The resulting average is 145 TL per person⁵⁸.

Progress To-Date

Table 7: Output 3.1.1 – Progress Against Targets

Output Indicator	Indicator Value	Target Value	% Progress	
i.3.1.1.1 - Number of persons under temporary or international protection receiving monthly resource transfers through ESSN or other mechanisms	2.680.602	2.571.810	104,2%	

According to the Facility monitoring system, to-date almost 2.68 million refugees have been supported with some form of basic needs assistance, significantly exceeding the target of 2.5 million as shown in the table above. The bulk of this achievement is due to the ESSN programme which had reached almost 1.65 million beneficiaries by the end of June of this year. This represents the continuation of a steady increase from just over 1 million refugees in December 2017, 1.3 million in June 2018, and 1.5 million in December 2018. In addition to the support provided through the ESSN, approximately 1 million refugees have benefitted from other types of assistance although some of these were one time, seasonal or of limited duration and restricted to the purchase of certain commodities. The full range of social protection assistance makes up the 2.68 million beneficiaries reported under indicator i.3.1.1.1 above.

The Post Distribution Monitoring (PDM) Report of WFP issued in April of this year provided further evidence of the positive impact of the ESSN social assistance programme. However, since then economic conditions have deteriorated. Recent studies have indicated a general negative impact of increasing unemployment and inflation on the purchasing power of low-income households, including a large proportion of the Syrian refugee population⁵⁹.

Output 3.2.1 – ‘Syrian refugees and host community participation in employment-related services increased’

Facility Investments

As mentioned above one of the key overall objectives of the Facility’s support to the GoT is to facilitate the growth of local employment opportunities for both refugee and host communities in high refugee-concentration areas. The main barriers faced by refugees to obtaining formal employment continue to be language proficiency, lack of familiarity with the Turkish labour market and job application processes, and the preference of employers to employ host community members rather than Syrians. The strategy employed by the Facility to achieve

⁵⁸ Due to increased inflation, GoT and ESSN partners conducted technical study and held several meetings following which seasonal top-up level increased which raised the average cash transfer value per person. The average assistance per person per month has increased to 145 TL in July 2019.

⁵⁹ As mentioned in the preceding report the PDM’s Food Consumption Score (FCS) has deteriorated over recent quarters indicating a need to increase the value of the per-capita cash transfer. The FCS aggregates household-level data on the diversity and frequency of food groups consumed over the previous seven days, which is then weighted according to the relative nutritional value of the consumed food groups. This indicator is useful for categorizing and tracking households’ food security across time, specifically as a proxy for the quantity dimension (i.e. caloric sufficiency) of food security, for which this indicator has been validated. <https://index.nutrition.tufts.edu/data4diets/indicator/food-consumption-score-fcs>

increased levels of beneficiary employability for both refugees and host communities is summarised as the following:

- Delivery of skills improvement programmes (technical and vocational; Turkish language; job-seeking etc.).
- Provision of work experience to help refugees become familiar with the Turkish labour market.
- Strengthening of employment market services (certification; job-searching etc.).

Progress To-Date






Supported IPs have recently begun making progress on providing employability services, the majority starting their implementation phases mid-way through 2018. Project implementation was affected in the reporting period by changes in the leadership in some of the Actions' partner ministries and agencies. During their Action implementation inception phases the IPs focused on the design of employment services programmes with research being undertaken to analyse the economic conditions of different provinces and the value chains offering the greatest growth potential. In addition to the market analyses conducted by ISKUR, labour supply and demand research is being supported in coordination with the government to identify the skills needs of local employers and to ensure that skills development programmes are aligned with these.

An important element of the employability development work is the delivery of a range of different types of vocational training (TVET) programmes. One important Action in this area is the upgrading of the Ministry of National Education's vocational schools and the provision of assistance packages to youth (both from the refugee and host communities) to attend these schools and to take up work experience placements. In addition to this, the Facility supports vocational training delivery at MoNE Public Education Centres and in some cases Youth Development Centres. Following quite substantial start-up delays, the procurement processes for the upgrading of 56 of MoNE's Vocational and Technical High Schools and Vocational Education Centres with modern equipment are well advanced. These centres are intended to enable both Turkish and Syrian adolescents to gain qualifications which are sought by employers and which can also be used to gain entry to higher education.

The Facility's support also includes the provision of institutional development assistance to the Turkish employment agency (ISKUR) to help it increase its capacity to provide employability support services (job counselling etc.), particularly in the high refugee-concentration provinces. ISKUR and local governments are also involved - supporting Actions to increase the level of awareness of refugees of the existence of publicly-provided, free employment support services.

With the foundational work for these employability programmes completed in 2018, the programmes have now started to support the delivery of services to the target refugees and host community members as summarised in Table 8 below.

Table 8: Output 3.2.1 – Progress Against Targets

Output Indicator	Indicator Value	Target Value	% Progress	
i3.2.1.1 - Number of Syrian refugees and host community members who participated in employability skills training programmes	21.000	45.020	46,6%	
i3.2.1.2 - Number of Syrian refugees and host community members who benefitted from employment related services	25.974	50.200	51,7%	
i3.2.1.3 - Number of Syrian refugees and host community members who participated in CfW programmes	0	1.480	0,0%	
i3.2.1.4 - Number of Syrian refugees who completed a Turkish language course outside the formal education system	4.688	48.330	9,7%	
i3.2.1.5 - Number of Syrian refugees registered with ISKUR	0	13.800	0,0%	

According to the Facility monitoring system 21,000 individuals⁶⁰ had benefitted from employability skills trainings by the end of the reporting period. Approximately one third of these were from the host community. Another point to note is that 74% of the trainees of the delivered trainings were women (see Figure 57 in Annex

⁶⁰ Of the 21.000 trained 14.878 were Syrian, 5860 were host community members, 149 were non-Syrian refugees and 204 had no nationality reported

3)⁶¹. One possible reason for this is that most of the men are working in some form of employment in which they cannot get the free time to attend trainings⁶². The Facility-supported trainings have been concentrated in 14 provinces, mostly in the South-East, all with a high refugee population as (shown in Figure 58). In terms of number of people trained, Gaziantep, Sanliurfa and Istanbul are the top provinces, with Hatay, Kilis and Konya following them.

The activities funded under the Facility include vocational skills development and certification, examples of which include IT software training, accounting, welding, agricultural production and handicrafts. In Gaziantep province for example, approximately 1,500 women (almost 30% of whom were from the host community) completed courses including IT, packaging, textiles, food production and shoe-making.

In terms of the number of beneficiaries of employment services (indicator i3.2.1.2) a large increase has been observed since the last report in May 2019, with the figure increasing from approximately 10.000 to over 25.000. These services provide assistance in obtaining a work permit, searching the labour market for jobs and in applying for work. They include skills assessment and counselling sessions and the provision of vocational testing and certification to increase refugees' chances of getting employment. This area of support also includes the conduct of labour market studies which assess the skills which are most in demand in particular geographic areas and compares these to the level of supply of workers with such skills.

Currently almost 26,000 SuTPs and host community members have benefited from these services. About 80% of these beneficiaries (more than two thirds of whom were Syrians) were male. This is interesting when one considers that the bulk of the employability skills training beneficiaries have been women. It is not clear to what extent the employment services are sufficiently tailored to respond to the needs and capacities of the refugee women who are looking for work opportunities which are compatible with their other responsibilities.

The final type of support provided under the employability strand of the Facility's strategy is the provision of Turkish language training to adults through the non-formal education system. Public Education Centres (PECs) in selected provinces have been refurbished⁶³, and language courses have been developed, some of which include the use of 'blended learning' approaches, which are particularly suitable for youth and refugee women with children. Childcare facilities are provided at the PECs which enables mothers with young children to attend. Although it took approximately a year to develop and approve, the on-line Turkish language learning management system developed with the support of one Action (in collaboration with MoNE's Life-Long Learning directorate) has been running since March 2019, allowing classroom time for the A1 course to be reduced from 136 hours to 90 hours. The system includes videos, class preparatory work, homework and weekly exams and is operating on MoNE's IT servers.

As shown by output i3.2.1.4 above, so far almost 4,700 Syrian refugee adults have completed Turkish language courses in this way, approximately two-thirds of whom were women. However, this is still far short of the Facility first tranche target of over 48,000⁶⁴. A wide range of implementing partners are working on delivering Turkish language classes to adults. This is an area where a significant improvement in Facility performance is required. In the December 2018 Facility-supported Livelihoods Survey conducted by the Turkish Red Crescent (with WFP support) 60% of respondents cited Turkish language training as the most important type of support they required to find a job⁶⁵.

Two indicators had not been reported upon by the close of the reporting period. Indicator i3.2.1.5, 'Number of Syrian refugees registered with ISKUR' will begin to register change following the completion of skills certification programmes⁶⁶. Regarding the Cash for Work (CfW) indicator (indicator i3.2.1.3) no progress has been registered to-date due to the fact that proposals have been made by the GoT to replace this type of support with 'On The Job Training', which offers the prospect of greater longer-term impact for the beneficiaries.

⁶¹ The TRC-WFP study found that most of those respondents claiming having attended training, were unemployed females.

⁶² Ibid.

⁶³ Facility-supported courses are also delivered outside of the PEC system.

⁶⁴ This number would be significantly higher if the completion of the A1 level was included in the data. This is currently excluded on the basis that the completion of the A1 level does not provide an adequate level of basic language competence.

⁶⁵ TRC-WFP, Dec. 2018.

⁶⁶ Under the Employment Support Project for Syrians under Temporary Protection and Turkish Citizens, implemented by ISKUR (MoFLSS)

Output 3.3.1 – ‘Entrepreneurship among Syrian refugees and host community members promoted through SMEs support’

Facility Investments



As explained above, the support to entrepreneurship development and the development of Small and Medium Enterprises (SMEs) is a second work-stream of the livelihoods development strategy aimed at improving employment levels and income-earning opportunities amongst refugees as well as host community members. Several Actions have been financed by the Facility to deliver this output with their management delegated to a range of implementing partners. Together they aim to provide a range of services to achieve the output including business advisory and coaching services and improving access to finance.

The Facility’s support in this area also includes the provision of support to business sub-sector studies (such as textiles; furniture; plastics) in selected provinces in the South-East, and the establishment of small enterprise development and innovation centres in collaboration with local governments and industry. This work is conducted in collaboration with the Ministry of Industry and Trade. Examples of these include the innovation centres in Adana, İzmir and Mersin. Support is also being provided to the provincial governments of Gaziantep and Kilis and local chambers of industry and commerce in the development of an industrial zone. Additionally, Actions are testing modalities for supporting the development of social enterprises. This work involves collaboration with KOSGEB (The Small and Medium Sized Development Organisation) which provides entrepreneurship training and coaching, as well as financial support to SMEs.

Progress To-Date

By the close of the reporting period some 165 SMEs (both Syrian and host community owned) had received some form of capacity development support, whether through formal training or coaching programmes (see indicator i3.3.1.1 in Table 9). With regard to indicator i3.3.1.2, the activities related to the financing of SMEs are still in their early stages. In the case of one supported Action the micro-grant applications have been received and the awarding process is well underway, which means that the indicator will begin to register changes in the coming quarter. In the case of a second Action, the financial support to SMEs is provided following the delivery of entrepreneurship trainings. As these trainings were still being completed by the end of the reporting period financial support will begin shortly, and so the indicator will register progress in the next reporting period.

Table 9: Output 3.3.1 – Progress Against Targets

Output Indicator	Indicator Value	Target Value	% Progress	
i3.3.1.1 - Number of SMEs that benefited from coaching	165	1.110	14,9%	
i3.3.1.2 - Number of SMEs that received Facility financing (e.g. financial incentives, micro-grants)	11	435	2,5%	

From follow-up monitoring work conducted by some of the business development course providers there appear to be positive results being recorded amongst the supported enterprises in terms of personnel recruitment, work permit applications, market development and organisational restructuring.

Whilst many different types of entrepreneurship development training and coaching are being supported, Facility monitoring mission findings indicate a clear need for those completing the courses to have greater access to new enterprise seed funding, as well as to post-training coaching.

In summary, the Actions supported under the labour market strengthening intervention areas (employability improvement and labour market strengthening) and the small enterprise development area began to pick up speed during the last six months, following significant delays in their start up due to institutional factors such as local implementation partner identification and formal ministry approval processes. However, a contributing factor for these delays has been the excessive complexity of the designs of some Actions as reported in some Action monitoring mission reports. There are some important lessons to be learned with regard to the design of Actions for future Facility funding. As implementation progress and therefore expenditure was significantly less than expected at the end of the semester, and additional local resources have become available due to the depreciation of the Turkish Lira against the Euro, no-cost Action extensions of one year will be necessary in several cases to enable successful Action completion.

Given that a number of monitoring missions of Facility-funded employability and SME development support Actions have now been completed, consideration is being given to the conduct of a thematic review of the Facility’s employability support Actions in the coming reporting period in order to extract some of the main lessons learned from the various approaches supported by the different Implementing Partners. It is hoped that this information will inform the finalization of designs and implementation of the new round of Tranche II-funded Actions in this critically important thematic area.

Output 3.4.1 – ‘Social interaction between Syrian refugees and host community members promoted’

Facility Investments

The final strand of the Facility’s socio-economic support strategy is aimed at achieving the following intended intermediate outcome: ‘Social cohesion between Syrian refugees and host communities increased’.

Support has been provided to Community Centres and Public Education Centres to host social activities designed to encourage the Turkish host community and the (mostly Syrian) refugee community to engage with each other. Examples of the activities conducted are Turkish language training, vocational skills development, life skills development, and cultural and sporting events. Whilst the capacity-building activities aim to raise individual skills and capacities, they are also aimed at promoting cohesion between refugee and host community members. They are also aimed at raising participants’ awareness of individual social rights and reducing the risks of isolation, cultural segregation, and conflict. As it is well known that a significant proportion of the refugee population is suffering from various types of psychological problems arising from their experiences of war and displacement, these social integration activities are considered an effective means of contributing to their gradual recovery.

Progress To-Date

Table 10: Output 3.4.1 – Progress Against Targets

Output Indicator	Indicator Value	Target Value	% Progress	
i3.4.1.1 - Number of supported operational community centres	47	30	156,7%	
i3.4.1.2 - Number of refugees and host community members who participated in social cohesion activities	341.996	96.180	355,6%	 100,0%

As Table 10 above shows, 47 community centres have been successfully established in 12 high refugee population provinces (as shown in Figure 67 of the Annexes). In addition, social cohesion activities and peer-to-peer support networks have been set up in existing community centres in 20 provinces in collaboration with national governmental and non-governmental partners⁶⁷.

As shown by indicator i3.4.1.2, this work saw over 340,000 refugees and host community members participate in social cohesion activities by the end of the June 2019. These numbers far surpass the originally established targets. The success in terms of the numbers reached is explained by an expanded network of governmental and non-governmental partners and the success of the Community-Centre and Public Education Centre models. The majority of the reported participants were female. It should be noted however, that the current data collected does not permit disaggregation of community centre users by ethnic group. Hence, it is not possible to know the approximate ratio of host community users of the centres to refugee users.

A final point worth noting is that the success of many of the Actions financed in the socio-economic area (as in other areas) depends on effective communications with the Syrian refugee communities so that they can become aware of the existence of local opportunities created by the Actions, understand their potential benefits, and know how to access them.

⁶⁷ Note, for indicator i3.4.1.1 PECs have been included as a form of community centre.

5. MIGRATION MANAGEMENT

Turkey, through shouldering the responsibility for the reception, protection, and hosting of 3.9 million refugees (Syrian and non-Syrian) has restructured its migration management policies to better respond to these exceptional demands⁶⁸. In 2014, the Directorate General for Migration Management (DGMM) and Provincial Directorates for Migration Management (PDMMs) were established under the Ministry of Interior, shortly after the 2013 Law on Foreigners and International Protection (LFIP) came into force. Guided by the LFIP, all procedures related to the entry, registration and exit of refugees, which were initially undertaken by NGOs and police departments during the onset of the refugee crisis, have since been taken over by these governmental agencies⁶⁹. In addition to registration⁷⁰ and resettlement, there are currently seven Temporary Accommodation Centres (TACs) in Turkey, which accommodate refugees⁷¹. These are located mainly in provinces that are close to the Syrian border that receive a high influx of refugees.⁷² With support from the Facility, by the end of June 2019 DGMM was also managing 27 Removal Centres with a capacity to host around 18,000 irregular migrants⁷³. The intermediate outcome, output and corresponding activities constitute the Facility’s Tranche I intervention logic or support strategy for this priority area and are presented in Figure 4 below:

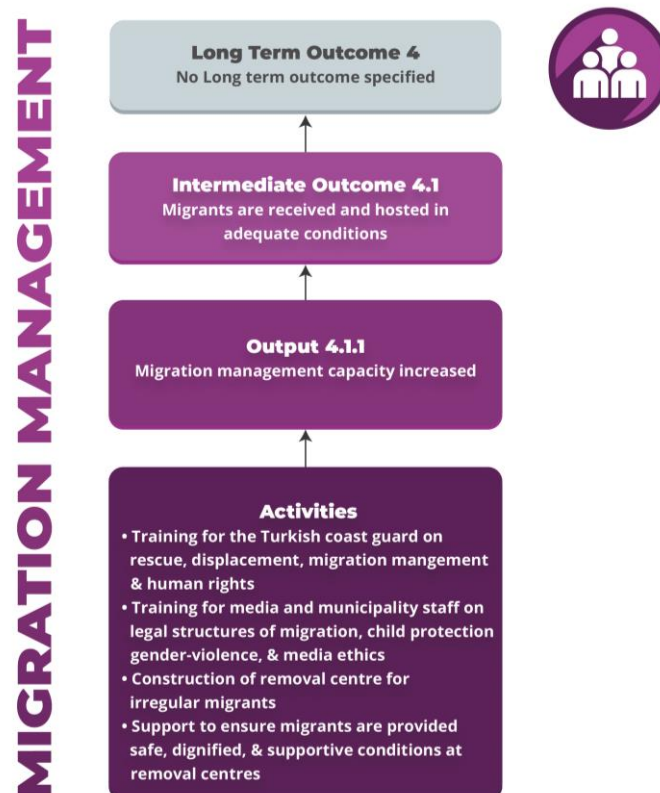


Figure 4: Facility’s intervention logic in the migration-management priority area

Under the first tranche of funding, the Facility’s intended intermediate outcome is the following: ‘Migrants are received and hosted in adequate conditions’. This outcome relates mostly to irregular migrants⁷⁴ and includes migrants who have been received as returnees from third countries; rescued or apprehended whilst trying to

⁶⁸ <https://www.goc.gov.tr/duzensiz-goc-istatistikler>

⁶⁹ DGMM stats show that currently in Turkey, the majority (46,3%) of refugees registered in Turkey are between the ages of 0-18. This is followed by the refugees who are between the ages health 19-34 (32,9%). <https://migration.iom.int/reports/turkey-%E2%80%94-quarterly-migration-report-april-june-2019>

⁷⁰ Through which SuTPs can access, education, protection services

⁷¹ DGMM website <https://en.goc.gov.tr/temporary-protection27>

⁷² <https://www.kizilay.org.tr/Upload/Dokuman/Dosya/haziran-2019-suriye-krizi-insani-yardim-operasyonu-raporu-23-07-2019-47904971.pdf>

⁷³ Irregular migrants are persons who have migrated to countries outside the laws, regulations, or international agreements <https://www.iom.int/key-migration-terms>

⁷⁴ i.e. migrants apprehended either without appropriate documentation or attempting to cross borders illegally

leave the country irregularly by sea or intercepted within Turkey's borders without appropriate documentation. The basic aim of the Facility is to strengthen the government's efforts in ensuring the appropriate and fully human-rights compliant treatment of these irregular migrants. This includes ensuring the provision of adequate conditions of treatment from the point at which they come into the custody of the government until the point of their release from administrative removal centres⁷⁵. This release can come in the form of repatriation to their home country, or through regularisation of their status through the provision of temporary or international protection applicant status, which enables them to remain in Turkey. The focus of the Facility's support throughout these processes is on assisting the Government of Turkey to ensure that the migrants' human rights are respected, and that they receive essential basic services whilst they are in removal centres pending resolution of their cases. The Actions financed in this area also include one Action implemented by a Turkish NGO, which aims to cater for the protection and integration needs of non-Syrian (mostly Iraqi) refugees as well as influencing public perceptions of refugees in order to promote social cohesion.

The strategy is executed through the achievement of the following targeted output:

- Output 4.1.1 'Migration management capacity increased'.

Output 4.1.1 – 'Migration management capacity increased'

Facility Investments

The Facility has focused its capacity building support on the DGMM (Directorate General for Migration Management), which, as the Directorate General in charge of migration, is the largest beneficiary of the Facility financing under this Priority Area. The Facility has also supported the Turkish Coast Guard (TCG), which has been dealing with a large number of migrants attempting to cross the Aegean Sea irregularly. Since 2014, the number of migrants irregularly entering and transiting/residing in Turkey has gradually increased – reaching the highest points in 2018 and 2019 with 268,003 and 269,059, respectively⁷⁶. Despite not being an institution set up to control irregular sea crossings⁷⁷, it has fallen to the TCG to conduct search and rescue operations. The TCG reported that 12,955 irregular migrants were apprehended within Turkish waters in the first six months of 2019⁷⁸. Since 2015, it is estimated that over a million migrants and refugees have used Turkey as a launching point to travel to Europe with many travelling by sea to Greece. As a result of this the TCG has had to conduct an extensive programme of search and rescue operations at sea. With Facility financing it was provided with equipment support as well as training on a range of displacement and migration related activities conducted by the International Organisation for Migration⁷⁹ including the protection of human rights (especially those of women and children). Additionally, to mitigate the effects of the high psychological toll on TCG staff, the Facility has also funded the provision of professional psycho-social support.

Alongside DGMM and the TCG, the Facility has also provided support to a national NGO to support the media and municipalities to better understand migrant legal and human rights issues and appropriate migrant management processes. Municipalities and the provincial staff of the DGMM are being trained to ensure that the reception and hosting of migrants is undertaken in an organised, secure and dignified manner. The critical emphasis was Child Protection and Sexual and Gender-Based Violence (SGBV), as well as conducting a range of local dialogues and other social cohesion activities aimed at reducing the risks of host community rejection of migrant communities. The media training is of strategic significance given the crucial role which the media plays in framing how migration issues are understood by Turkish society, which in turn influences the level of social acceptance and cohesion between refugees and host community members.

Through the DGMM, assistance is also provided to the hosting of migrants in appropriate conditions and to maintain the provision of quality services in removal centres. Indicator i4.1.1.2 presented in the table below, shows that at the end of June 2019 7,023 irregular migrants were being hosted in Facility supported centres. The support financed by the Facility includes the provision of safe and dignified transport for the transfer of irregular migrants; the provision of staff in migrant removal centres, such as social workers, psychologists and

⁷⁵ SUMAF monitoring mission, December 2018

⁷⁶ <https://www.goc.gov.tr/duzensiz-goc-istatistikler>

⁷⁷ The TCG's routine work involves maritime search, rescue and security, the protection of marine resources, and the monitoring of ships through the Turkish Straits

⁷⁸ <https://www.sg.gov.tr/duzensiz-goc-istatistikleri>





⁷⁹ Training modules delivered included Counter-migrant Smuggling, Human Trafficking, Mixed Migration and Protection of Vulnerable Migrants, and the Detection of Forged Documents alongside the core modules of Search and Rescue, Technical and Nautical familiarisation, International Migration Law, Humanitarian Border Management, and Effective Communication

psycho-social counsellors, translators and interpreters; the provision of daily meals and non-food items such as cleaning kits, baby care kits, and clothing; and finally the provision of medicines and coverage of the costs of medical treatment.

In addition to the support provided to existing centres, the Facility has supported the construction of a new 750-person capacity irregular migrant removal centre in Çankırı province. The facility's construction was completed during the reporting period and it was opened on 8 May 2019. As shown by indicator i4.1.1.4 (see below), a total over 216,500 migrants had received assistance in removal centres since the start of Facility support.

Progress To-Date

Table 11: Output 4.1.1 – Progress Against Targets

Output Indicator	Indicator Value	Target Value	% Progress	
i4.1.1.1 - Number of persons who received training on migration related topics	2.215	1.750	126,6%	
i4.1.1.2 - Number of migrants hosted in removal centres	7.023	n.a.	-	
i4.1.1.3 - Number of removal centres established and operational (Completion Ratio of Removal Centre in Çankırı)	100,0%	100,0%	100,0%	
i4.1.1.4 - Number of migrants receiving assistance while hosted in removal centres	216.531	110.000	196,8%	

100,0%

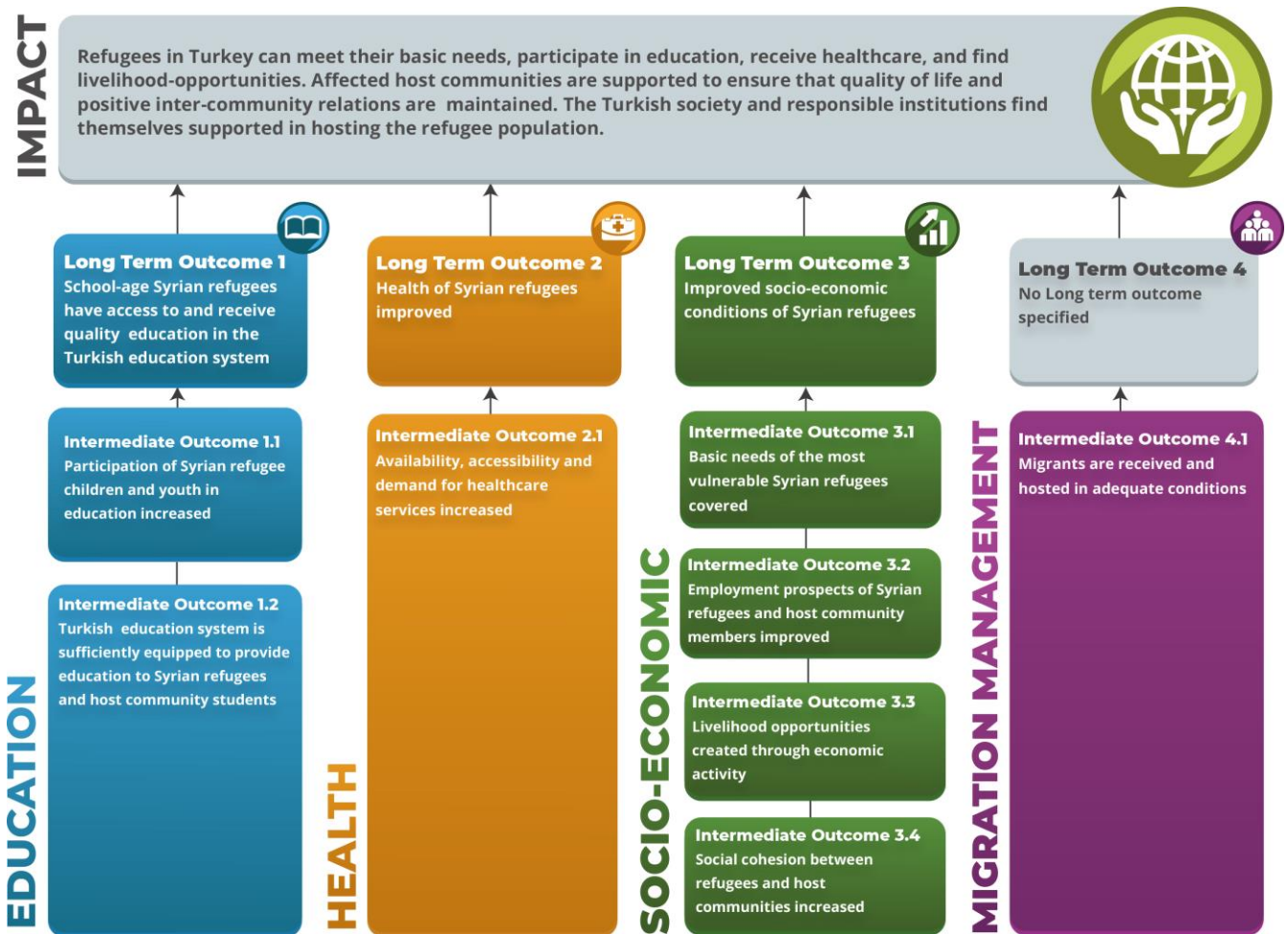
As shown in Table 11 above, by June 2019, 2,215 staff and stakeholders from various groups and agencies including from the media and municipalities had been trained⁸⁰. This included the training of 700 TCG staff. An evaluation of the psycho-social support provided to the TCG was undertaken through the use of a small survey of employees. This showed positive impact with staff burnout levels dropping as the levels of institutional support increased. Additionally, DGMM conducted 11 training sessions in total through which 457 DGMM staff from different Provincial Directorates of Migration Management (PDMM) were familiarised with identifying fraudulent documents.

⁸⁰ Training subjects included migration related topics such as the legal structures of migration, awareness on issues of woman and child refugees, child protection, awareness on gender and gender based violence, migration related issues, child protection, and ethical reporting about refugees/asylum seekers with correct terminology specifically for the media.

6. THE FACILITY OVERALL RESULTS CHAIN (FIRST TRANCHE)

The overall Facility intervention strategy under the first tranche of funding is summarised in the results chain presented below. This chain has been developed based on the Facility Results Monitoring Framework developed in 2017-18.

Figure 5: Facility Overall Results Chain



7. RESULTS FRAMEWORK INDICATORS⁸¹

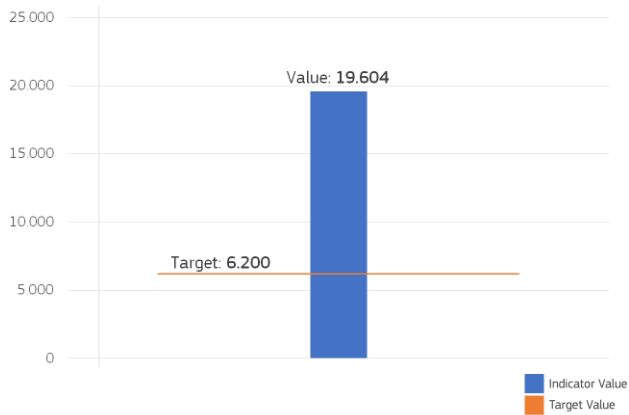
Number	Indicator	Page
i1.1.1.1	Number of refugee and host community children enrolled in early childhood education programmes	27
i1.1.1.2	Number of Syrian refugee children enrolled in Turkish language classes	27
i1.1.1.3	Number of refugee children and youth enrolled in non-formal education	28
i1.1.1.4	Number of Syrian refugee children and youth who completed back-up and catch-up classes	30
i1.1.1.5	Number of Syrian refugee children enrolled in Arabic language classes	31
i1.1.1.6	Number of refugee children enrolled in school receiving Conditional Cash Transfers for Education (CCTE)	32
i1.1.1.8	Number of Syrian refugee children and youth registered for transportation services	33
i1.1.1.9	Number of higher education scholarships granted to Syrian refugee students	34
i1.2.1.2	Number of educational personnel trained	35
i1.2.1.3	Number of educational personnel receiving salaries and/or incentives	36
i1.2.2.1	Number of existing schools upgraded in standards	37
i1.2.2.2	Number of schools constructed	37
i1.2.2.2a	Percentage of key implementation steps completed in the construction of schools	38
i2.1.1.1	Number of health workers receiving salaries	40
i2.1.1.2	Number of MoH physicians per 10.000 population	41
i2.1.1.5	Number of community mental health centres providing services	42
i2.1.1.6	Number of health workers trained	43
i2.1.2.1	Number of primary healthcare consultations provided to refugees	43
i2.1.2.2	Number of Syrian infants vaccinated	44
i2.1.2.3	Number of Ante-Natal Care (ANC) consultations	45
i2.1.2.4	Number of pregnant women who received a minimum of 1 ANC consultation	46
i2.1.2.5	Number of refugees who received mental health and psychosocial support services	46
i2.1.2.6	Number of refugees who received specialised treatment in the area of post-operative and rehabilitative care	48
i3.1.1.1	Number of persons under temporary or international protection receiving monthly resource transfers through ESN or other mechanisms	50
i3.2.1.1	Number of Syrian refugees and host community members who participated in employability skills training programmes	51
i3.2.1.2	Number of Syrian refugees and host community members who benefitted from employment related services	52
i3.2.1.4	Number of Syrian refugees who completed a Turkish language course outside the formal education system	53
i3.3.1.1	Number of SMEs that benefitted from coaching	53
i3.4.1.1	Number of operational community centres supported	55
i3.4.1.2	Number of refugees and host community members who participated in social cohesion activities	56
i4.1.1.1	Number of persons who received training on migration related topics	57
i4.1.1.4	Number of migrants receiving assistance while hosted in removal centres	57

⁸¹ Excluding output indicators where no progress has been reported yet.

ANNEX 1 – EDUCATION SECTOR INDICATORS

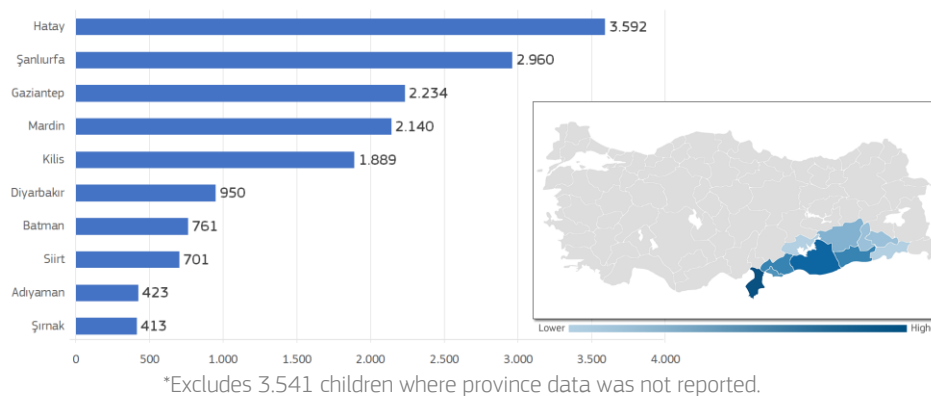
i1.1.1.1 Number of refugee and host community children enrolled in early childhood education programmes

Figure 6: Indicator i1.1.1.1 - Value and Target



- By the end of June 2019, 19,604 refugee and host community children had benefitted from home and community based ECE programmes, already exceeding the target by more than 200%.
- While the value has not changed since December 2018 due to the completion of the UNICEF action, it is expected to increase with the onset of the new MoNE action.
- Figure 7 below shows the concentration of past activities focusing on the south and southeast region of Turkey in provinces with a high number of Syrian refugees.

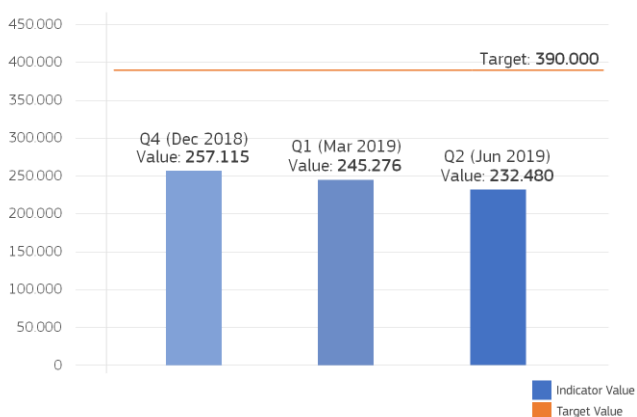
Figure 7: Indicator i1.1.1.1 - Value by Province* and Geographical Distribution



* * * * *

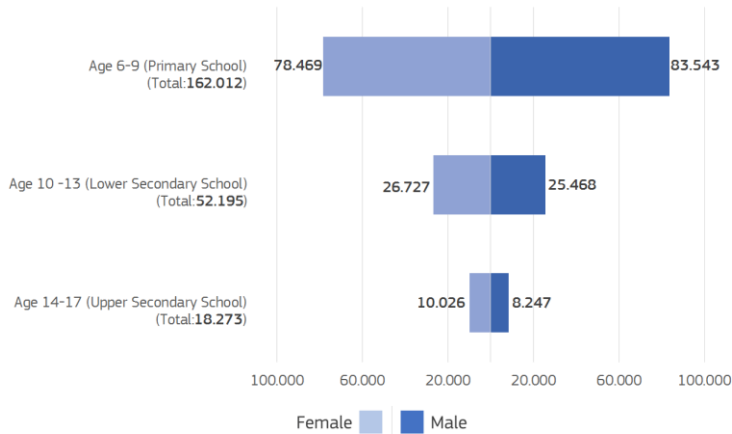
i1.1.1.2 Number of Syrian refugee children enrolled in Turkish language classes

Figure 8: Indicator i1.1.1.2 - Value and Target



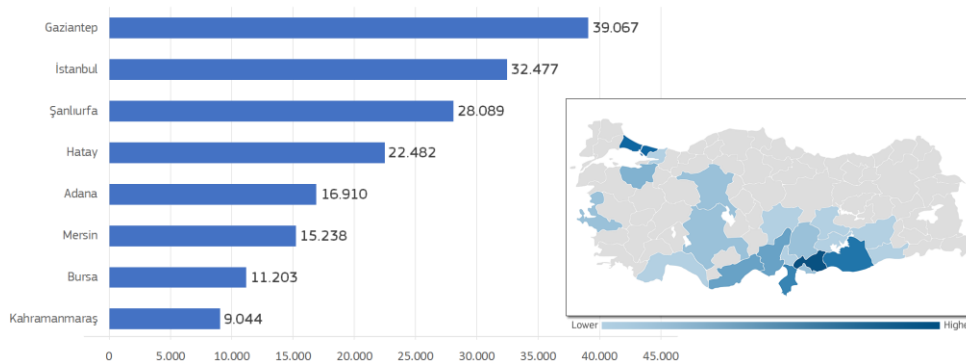
- 232,480 children were enrolled in Turkish classes at the cut-off date in June 2019.
- There is a decrease from the previous enrolment values of 318,669 achieved in 2018/Q2 due to the number of Turkish teachers decreasing as MoNE transitions to the second phase of its Action as well as the Ministry policy of increased use of Adaptation Classes focusing on Turkish Language education.

Figure 9: Indicator i1.1.1.2 – Value by Age and Gender



- More than two-thirds (69.7%) of children studying Turkish were at primary school level (over 162,000).
- Approximately 52,200 were enrolled at lower secondary level and around 18,270 were studying at upper secondary level.
- The gender distribution reveals a balance between female (49.6%) and male (50.4%) participation throughout the classes.
- The geographical distribution of Turkish classes is shown in Figure 10 below.

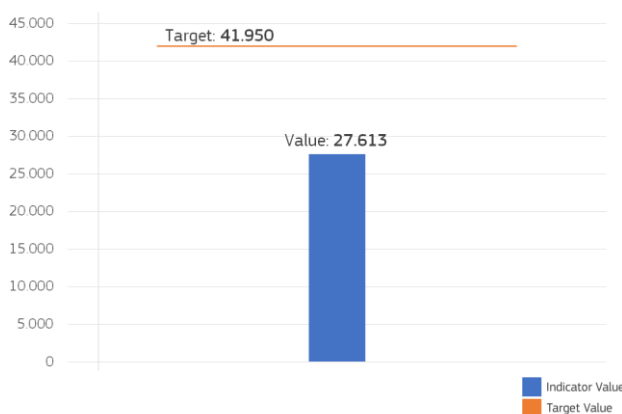
Figure 10: Indicator i1.1.1.2 - Value by Province* and Geographical Distribution



*Only provinces with value > 9.000

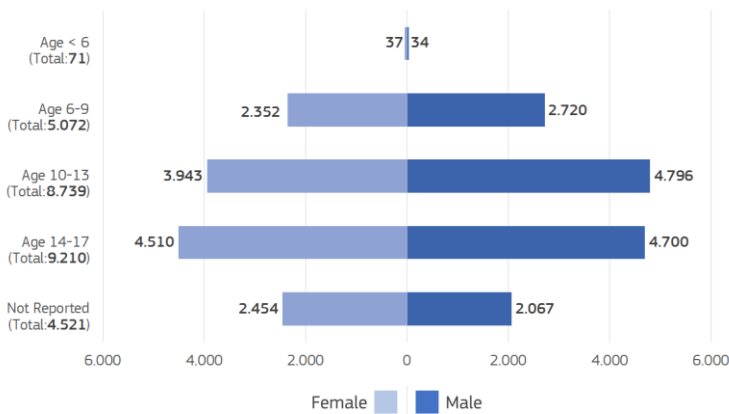
i1.1.1.3 Number of refugee children and youth enrolled in non-formal education

Figure 11: Indicator i1.1.1.3 - Value and Target



- At the cut-off period, 27,613 students participated in non-formal education activities as shown in Figure 11.
- The value has dramatically increased by 56.0% from the previous value of 17,703 reported in December 2018.

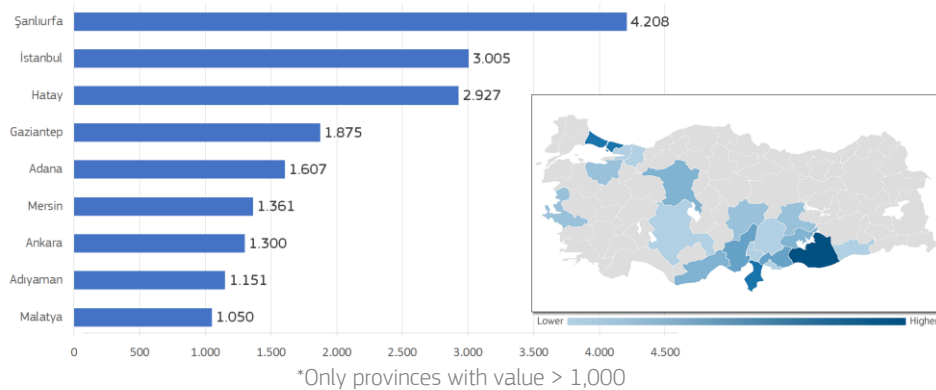
Figure 12: Indicator i1.1.1.3 – Value by Age and Gender



- Figure 12 shows slightly more male students than female (51.8% vs. 48.2%) are enrolled.
- As shown at the bottom of the graph, the age of a large number of children are not reported, however a gender disaggregation of this cohort is presented.

- The geographical distribution in Figure 13 below shows the highest amount of activities is in Şanlıurfa due to the concentration of IPs in the province.

Figure 13: Indicator i1.1.1.3 - Value by Province* and Geographical Distribution



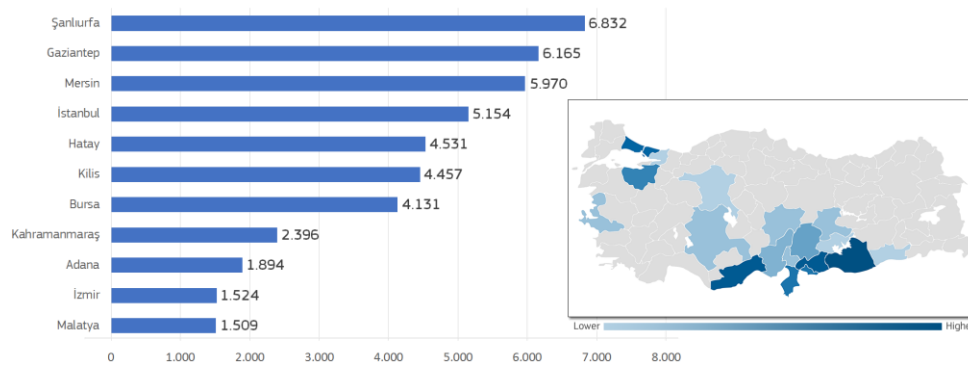
i1.1.1.4 Number of Syrian refugee children and youth who completed back-up and catch-up classes

Figure 14: Indicator i1.1.1.4 - Value and Target



- The 52,030 students (51.1% male vs 48.9% female) participating in catch-up and back-up classes outlines the remedial educational efforts by MoNE to integrate Syrian students into the Turkish education system.
- There has been a decrease of 10.4% from the previous value of 58,064 reported in December 2018 due to the back-up courses not opening in the spring semester during MoNE actions' transition to the second phase.

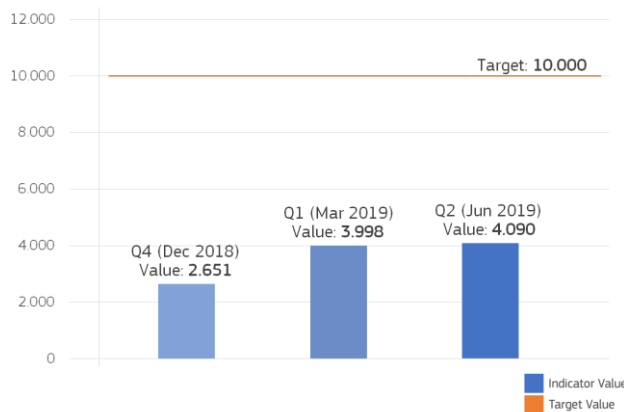
Figure 15: Indicator i1.1.1.4 - Value by Province* and Geographical Distribution



*Only provinces with value > 1,500

i1.1.1.5 Number of Syrian refugee children enrolled in Arabic language classes

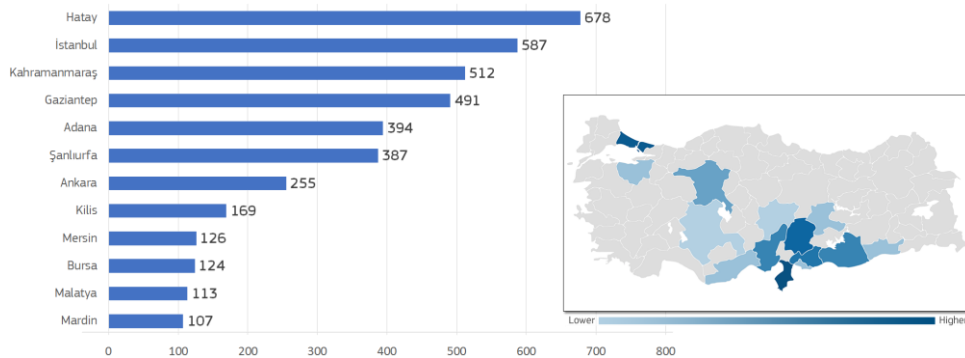
Figure 16: Indicator i1.1.1.5 - Value and Target



- The number of Syrian refugee children enrolled in Arabic language classes has increased from 2,651 at the end of December 2018 (Q4), to 4,090 in June 2019 (Q2).
- This is due to the PICTES I employed Arabic language teachers taking on additional shifts and classes and hereby accessing more students.

- At present, slightly more female students than male are enrolled in Arabic language classes (50.3% vs. 49.7%). Geographically, the Arabic language teaching was provided across 14 provinces as shown in Figure 17 below.

Figure 17: Indicator i1.1.1.5 - Value by Province* and Geographical Distribution



*Only provinces with value > 100

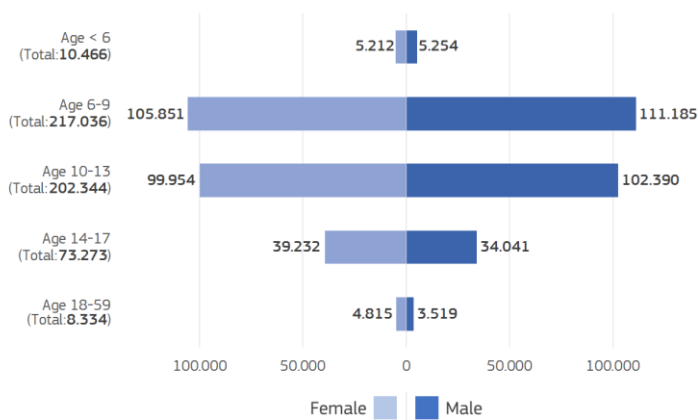
i1.1.1.6 Number of refugee children enrolled in school receiving Conditional Cash Transfers for Education (CCTE)

Figure 18: Indicator i1.1.1.6 - Value and Target



- At the end of the cut-off period, 511,453 refugee households with school-going children received cash transfers conditional upon regular school attendance surpassing the designated target of 495,000.
- The value has increased by 24.5% from the previous value of 410,740 reported in December 2018, surpassing the target.

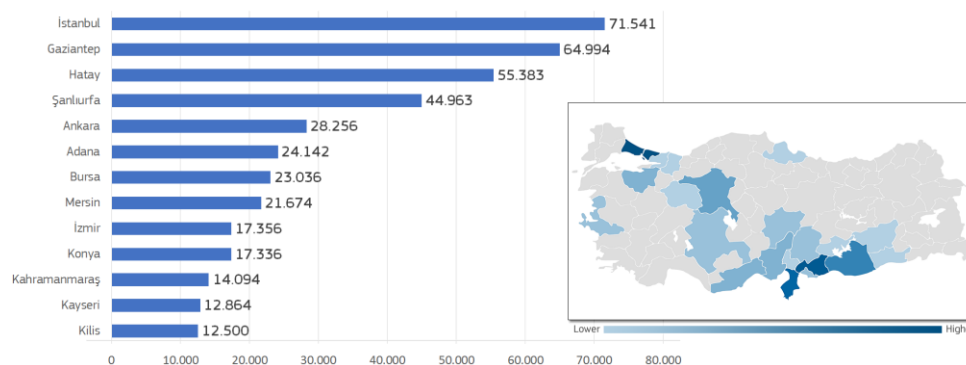
Figure 19: Indicator i1.1.1.6 - Age Pyramid



- The breakdown of the age groups in Figure 19 shows that the largest number of children (217,036) are in primary schools (aged six to nine). The second largest group (202,344) are lower secondary school students (aged ten to thirteen). The gender distribution is well balanced (49.9% vs 50.1%).

- Figure 17 below, shows the provinces with the highest number of refugee children enrolled in school receiving CCTEs

Figure 20: Indicator i1.1.1.6 - Value by Province* and Geographical Distribution**

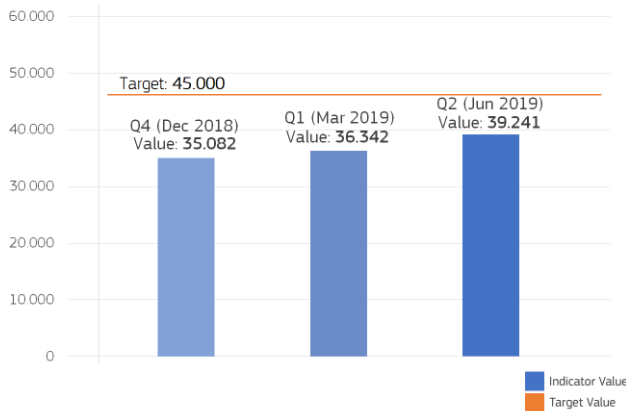


*Only provinces with value > 10,000

**CCTE programme has a nationwide reach that covers all 81 provinces, the provinces with the highest concentration are highlighted.

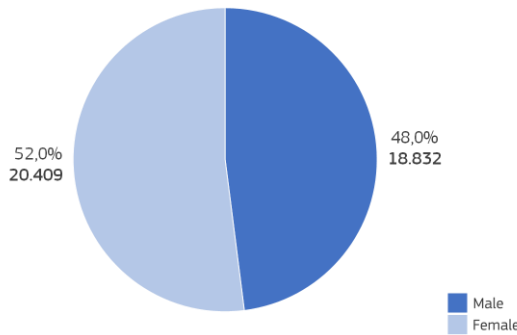
i1.1.1.8 Number of Syrian refugee children and youth registered for transportation services

Figure 21: Indicator i1.1.1.8 - Value and Target



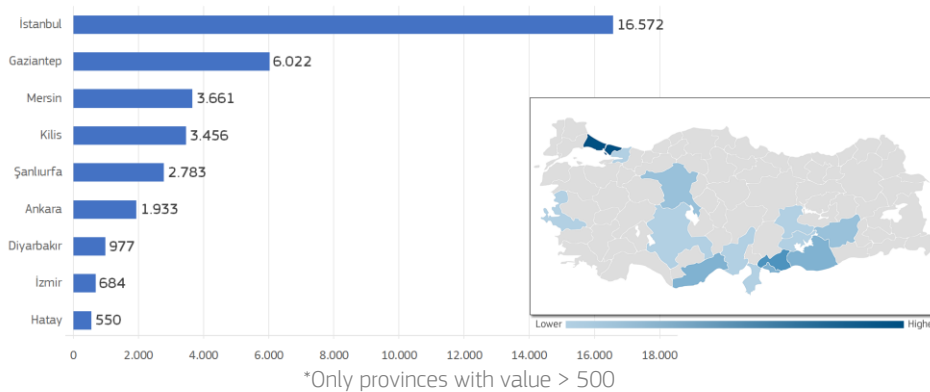
- 39,241 Syrian refugee students were being provided with transportation projects primarily by MoNE, as other IPs projects have finished.
- There is a moderate increase from the 35,082 students who were receiving transportation financing at the end of December 2018 (Q4) due to the commencement of one new action providing transportation services.
- This number is expected to increase further with the onset of the second funding tranche.

Figure 22: Indicator i1.1.1.8 – Gender Distribution



- The gender distribution show that slightly more female students (52.0% vs 48.0%) are provided with school transportation services.

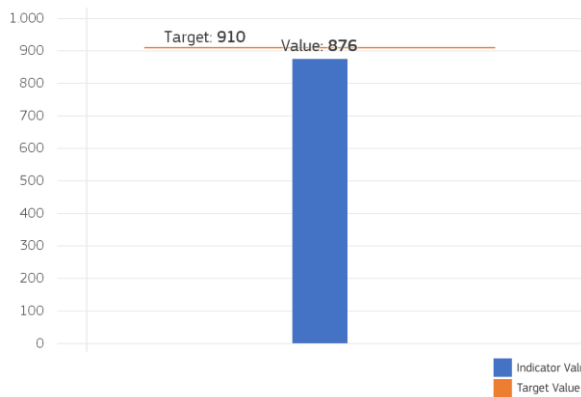
Figure 23: Indicator i1.1.1.8 - Value by Province* and Geographical Distribution



* * * * *

i1.1.1.9 Number of higher education scholarships granted to Syrian refugee students

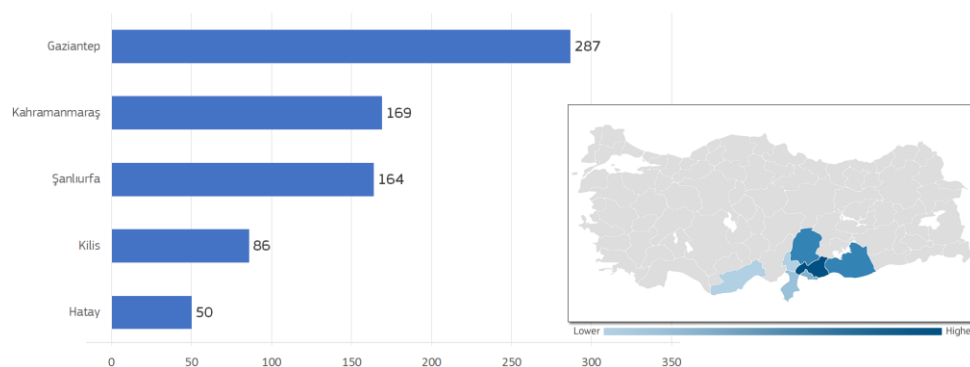
Figure 24: Indicator i1.1.1.9 - Value and Target



- By the end of the reporting period, 876 higher education scholarships for both bachelor's and master's degrees had been awarded to Syrian refugee students. The value decreased slightly from December 2018 due to 2 graduations and 12 dropouts that faced financial pressure to work and study at the same time to support their families.
- The gender distribution of these scholarships is balanced with only slightly more male students (46.1%) than females (43.6%) receiving higher education support. Disaggregated data was not available for 10.2% of students.

- The Facility's commitment to ensuring that its Actions are disability-inclusive is demonstrated by the fact that 15 higher education scholarships were awarded to persons with disability.
- The majority of students that benefitted from higher education scholarships are enrolled in Universities located in Gaziantep, Kahramanmaraş, Şanlıurfa, Kilis and Hatay provinces as show in Figure 25 below.

Figure 25: Indicator i1.1.1.9 - Value by Province* and Geographical Distribution



*Only provinces with value > 50

i1.2.1.2 Number of educational personnel trained

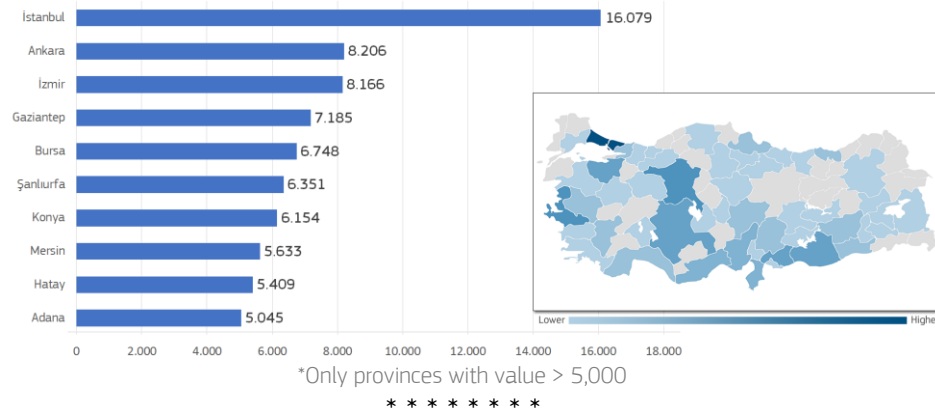
Figure 26: Indicator i1.2.1.2 - Value and Target



- The nationwide training of Turkish teachers and school administrators on inclusive education pedagogy contributed to the total number of 170,405 trained educational personnel.
- The value has only increased by 1.2% from the previous value of 169,826 in December 2018 due to the completion of the UNICEF action providing the highest number of trainings.

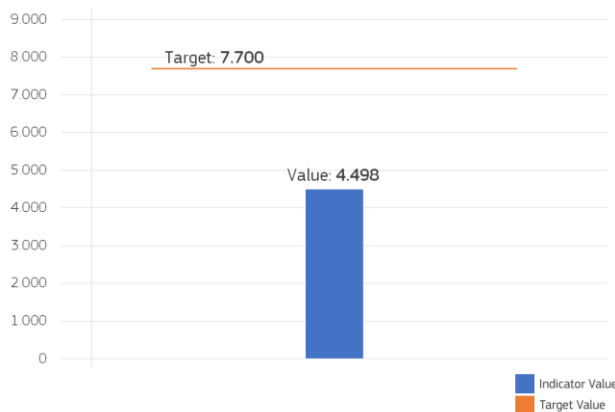
- The geographical distribution (Figure 27) provides the breakdown of the provinces showing the nationwide reach of the training activities.

Figure 27: Indicator i1.2.1.2 - Value by Province* and Geographical Distribution



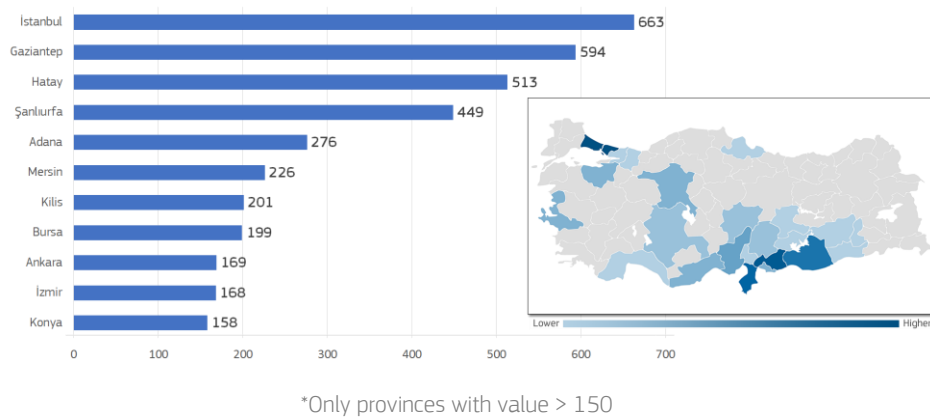
i1.2.1.3 Number of educational personnel receiving salaries and/or incentives

Figure 28: Indicator i1.2.1.3 - Value and Target



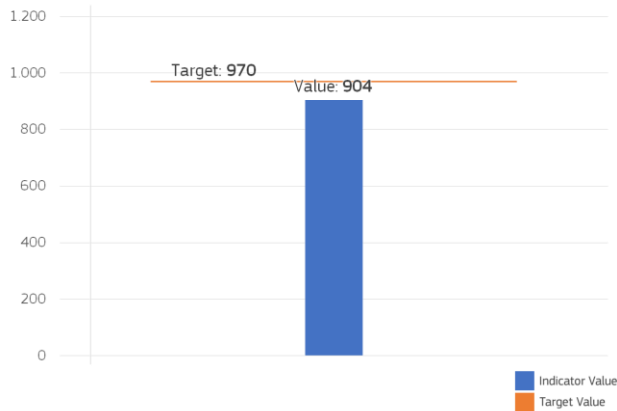
- 4,498 educational personnel were provided with incentives and remuneration to ensure refugee students are provided with quality education.
- There is a sharp decrease from the 21,183 personnel reported at the end of December 2018 (Q4) due to the decrease in the number of actions providing educational services (only MoNE left providing data) and because PIKTES-II back-up and catch-up classes are planned to start in the next reporting period.

Figure 29: Indicator i1.2.1.3 - Value by Province* and Geographical Distribution



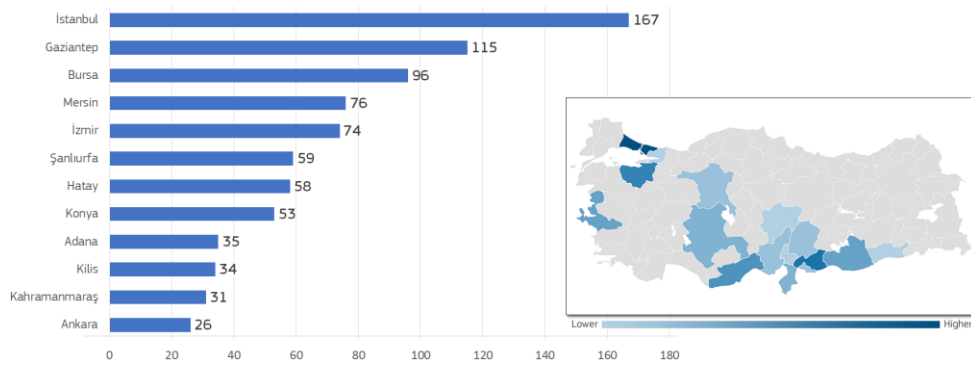
i1.2.2.1 Number of existing schools upgraded in standards

Figure 30: Indicator i1.2.2.1 - Value and Target



- To-date, 904 schools (those having at least 40 Syrian students) have received upgrades (in 20 provinces), as shown in Figure 30.
- The value has increased only by 6.5% from the December 2018 reported value of 849 due to the MoNE actions' transition to the second phase (PIKTES-II).

Figure 31: Indicator i1.2.2.1 - Value by Province* and Geographical Distribution

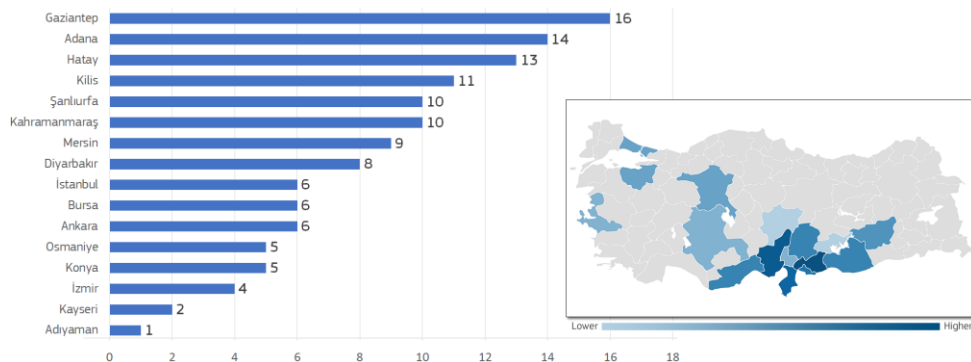


*Only provinces with value ≥ 25

i1.2.2.2 Number of schools constructed

- The Facility aims to build 180 new facilities (including both solid structures and prefabricated units). As it can take up to two years to complete a school construction – including securing the land, building permissions, services connections etc. – many of the planned schools are expected to come into service during 2019. Figure 32 below outlines the geographical distribution of the planned constructions.

Figure 32: Indicator i1.2.2.2 - Schools planned per province*

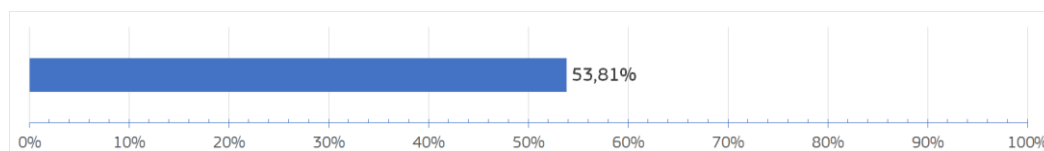


*Table and map reflect the breakdown of the 126 schools for which the locations are identified.

i1.2.2.2a Percentage of key implementation steps completed in the construction of schools

- To understand and monitor the progress of construction, a set of key implementation steps were identified, and a project completion process sub-indicator (i1.2.2.2a) was created⁸².
- Figure 33 below shows the completion rate of these key-implementation steps in the construction of schools was 53.81% at the cut of period increasing 13.9% from December 2018.

Figure 33: Indicator i1.2.2.2a - Percentage of key-implementation steps completed



- Both prefabricated and solid structure schools are being constructed. While only one school has been fully constructed, furnished and started operations, while almost two-thirds of the facilities (65,0%) are still currently in the construction phase, construction of 23 schools (12.8%) have been completed, their temporary acceptance certificates have been issued and handed over to the MoNE for start of operations. These are expected to start operations with the opening of the new schooling year (September 2019).

⁸² This is a process indicator calculated on the basis of identified key implementation steps. Each of the steps has an equal weight. Depending on the number of steps completed at the time of reporting against the Facility RF indicators, a percentage value is calculated to report on progress in implementation. Key implementation steps are: 1 - Project assessment being completed; 2 - Detailed design being finalised; 3 - Call for bids documents for the recruitment of companies for works completed; 4 - Signing of the work contracts finalised; 5 - Construction activities started; 6 - Construction completed and temporary acceptance certificate issued; 7 - Start of Operations (including installation of equipment and rendering them operational, and training of users) and - when applicable - Accreditation of the Facility

Figure 34: Table of Implementation Steps Completed*

Type	Step 1	Step 2	Step 3	Step 4	Step 5	Step 6	Step 7
Prefabricated	50	50	50	50	46	24	23
Solid Structure	76	76	76	71	71	0	0
Total	126	126	126	121	117	24	23

* 50 additional solid structure schools are pending location identification by MoNE.

Figure 35: Pyramid: Implementation Steps Completed*



ANNEX 2 – HEALTH SECTOR INDICATORS

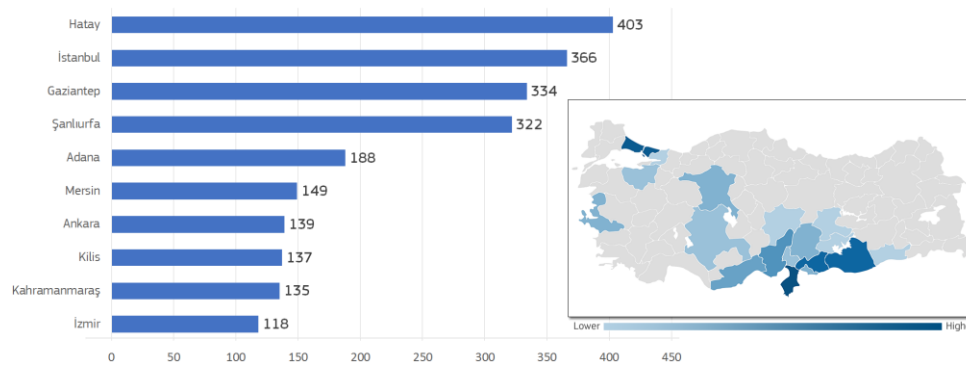
i2.1.1.1 Number of health workers receiving salaries

Figure 36: Indicator i2.1.1.1 - Value and Target



- The current number of health workers receiving salaries funded by the Facility is 2,991. Bilingual patient guides (1023) make up the majority of this figure. The Facility also supports 660 doctors, 915 midwife and nurses, 380 auxiliary staff and 13 psychologists to receive salaries.
- The value has increased by 15.4% from the previous value of 2,592 reported in December 2018 due to new intakes by MoH to support the health system.
- Over 80% of these health workers receiving salaries are Syrian nationals (59.9% Syrians and 20.7% Syrians who acquired Turkish citizenship after recruitment) and two-thirds (68.7%) of the health workers are male.

Figure 37: Indicator i2.1.1.1 - Value by Province* and Geographical Distribution



*Only provinces with value > 100

i2.1.1.2 Number of MoH physicians per 10,000 population

Figure 38: Indicator i2.1.1.2 - Value and Target



- As Figure 38 on the left outlines, the current ratio in Facility supported provinces is 18.69 doctors per 10,000. While this is below the target of 21, this ratio is influenced by the population increases in these provinces with high densities of Syrian refugees.
- The value has decreased by -0.1% from the previous value of 18.71% reported in December 2018 due to high mobility in the provinces with a high number of Syrian refugees.

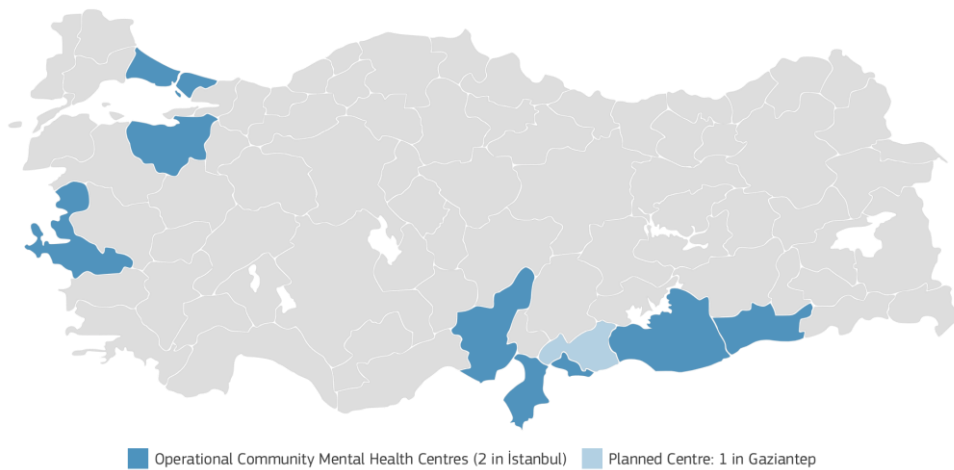
i2.1.1.5 Number of community mental health centres providing services

Figure 39: Indicator i2.1.1.5 - Value and Target



- The Facility aims to operationalise 10 Community Mental Health Centres (CMHCs). At the end of June 2019, 9 centres were operational and providing services to Syrian refugees and host community members, up from 7 in December 2018.
- The Community Mental Health Centres are located in the provinces with a high number of Syrian refugees, provided under Figure 40 below, namely: Adana, Bursa, Hatay, İstanbul (2, located in Sultanbeyli and Sultangazi), İzmir, Kilis, Mardin and Şanlıurfa.

Figure 40: Indicator i2.1.1.5 - Geographical Distribution



i2.1.1.6 Number of health workers trained

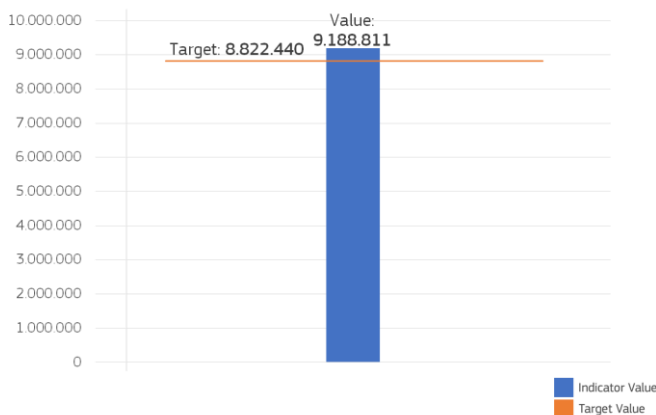
Figure 41: Indicator i2.1.1.6 - Value and Target



- At the end of June 2019, 9,232 health workers (including doctors, midwife/nurses and bilingual patient guides) were trained as shown in Figure 41 on the left showing a 65.5% increase from 5,577 reported in December 2018.
- This is primarily due to recently started second round of trainings by SIHHAT project targeted to primary and secondary level healthcare professionals, bilingual patient guides and CMHC personnel on migrant health, inter-cultural communication techniques, stress management, psycho-social support and other available health services for SuTPs.

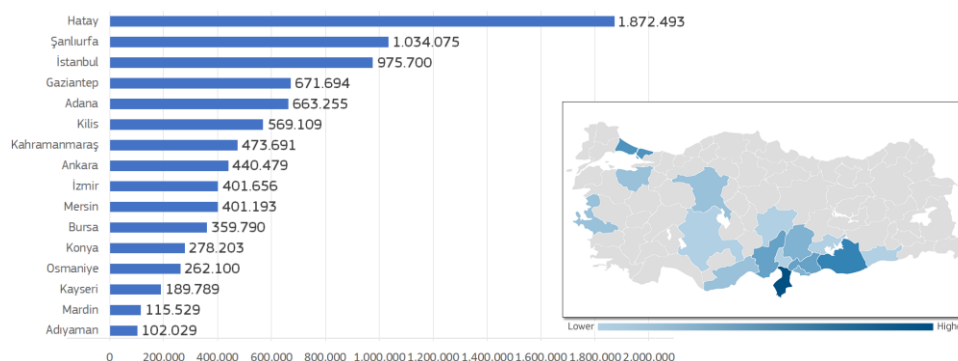
i2.1.2.1 Number of primary healthcare consultations provided to refugees

Figure 42: Indicator i2.1.2.1 - Value and Target



- By the end of June 2019, over 9.1 million PHC consultations had been provided (Figure 42) which increased 40% since December 2018.
- 59% of the consultations were provided to female patients, reflecting the need to focus on women's health at the primary health care level.
- The geographical distribution of primary health care consultations by province correlates with the presence of the refugee population, with a particular focus on the province of Hatay, as shown by Figure 43 below.

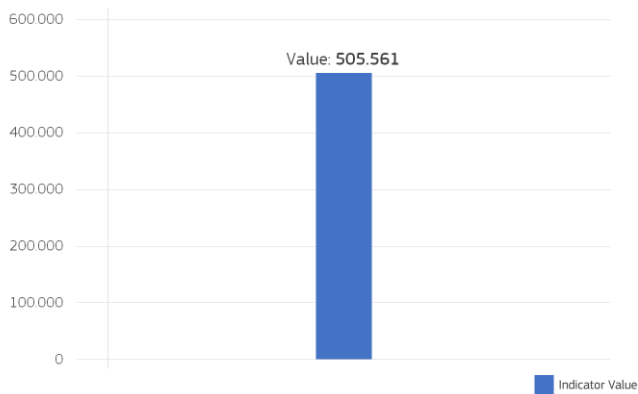
Figure 43: Indicator i2.1.2.1 - Value by Province*



*Only provinces with value > 100,000

i2.1.2.2 Number of Syrian infants vaccinated

Figure 44: Indicator i2.1.2.2 - Value

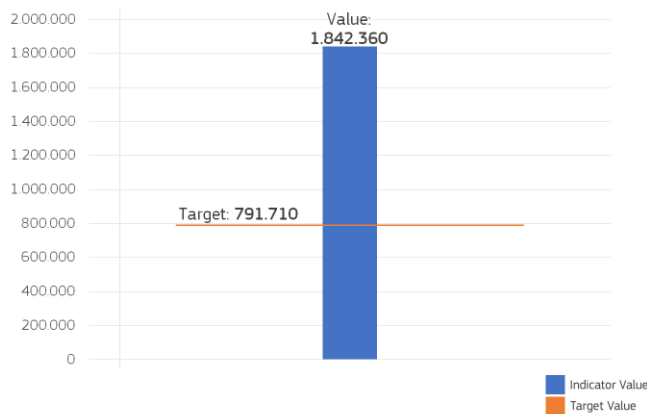


- By the end of June 2019, 505,561 Syrian infants were fully vaccinated in line with the WHO recommendations.
- Full vaccination entails completing the required vaccination course for the 0-24 months age group. No target has been set, as the objective is to ensure that a maximum number of Syrian infants are vaccinated.

- In terms of provincial coverage, the highest number of vaccinations was achieved in İstanbul, followed by the provinces close to the Syrian border.

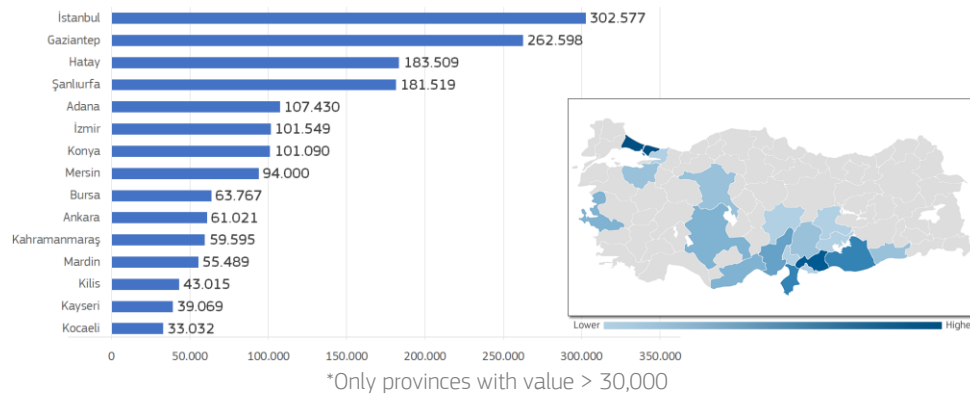
i2.1.2.3 Number of Ante-Natal Care (ANC) consultations

Figure 45: Indicator i2.1.2.3 - Value and Target



- The Facility has promoted timely and effective ANC practices through supporting more than 1.8 million consultations to pregnant women, an increase of 38.1% from December 2018.
- ANC provides a vital platform for important health-care functions, including health promotion, screening and diagnosis, and disease prevention.⁸³

Figure 46: Indicator i2.1.2.3 - Value by Province* and Geographical Distribution

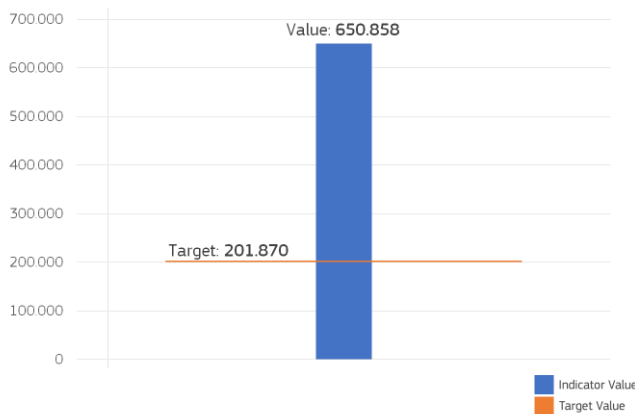


* * * * *

⁸³ WHO recommendations on antenatal care for a positive pregnancy experience (2016)
<http://apps.who.int/iris/bitstream/handle/10665/250796/9789241549912eng.pdf>

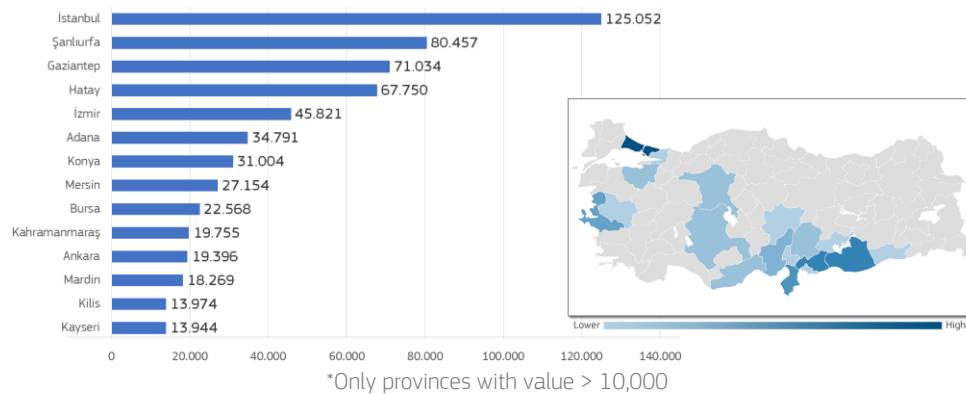
i2.1.2.4 Number of pregnant women who received a minimum of 1 ANC consultation

Figure 47: Indicator i2.1.2.4 - Value and Target



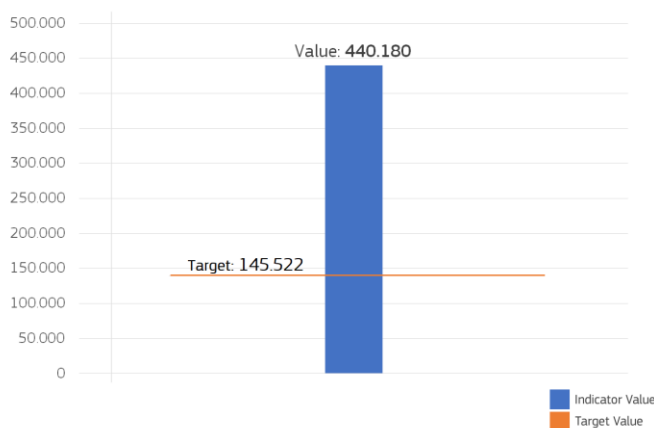
- Figure 47 on the left shows that at the end of the reporting period 650,858 pregnant women had received at least one ANC consultation, significantly surpassing the target of 201,870.
- The geographical distribution shows that Istanbul, Şanlıurfa, Gaziantep and Hatay are the provinces with the highest number women who have undertaken a minimum of one ANC consultation.

Figure 48: Indicator i2.1.2.4 - Value by Province* and Geographical Distribution



i2.1.2.5 Number of refugees who received mental health and psychosocial support services

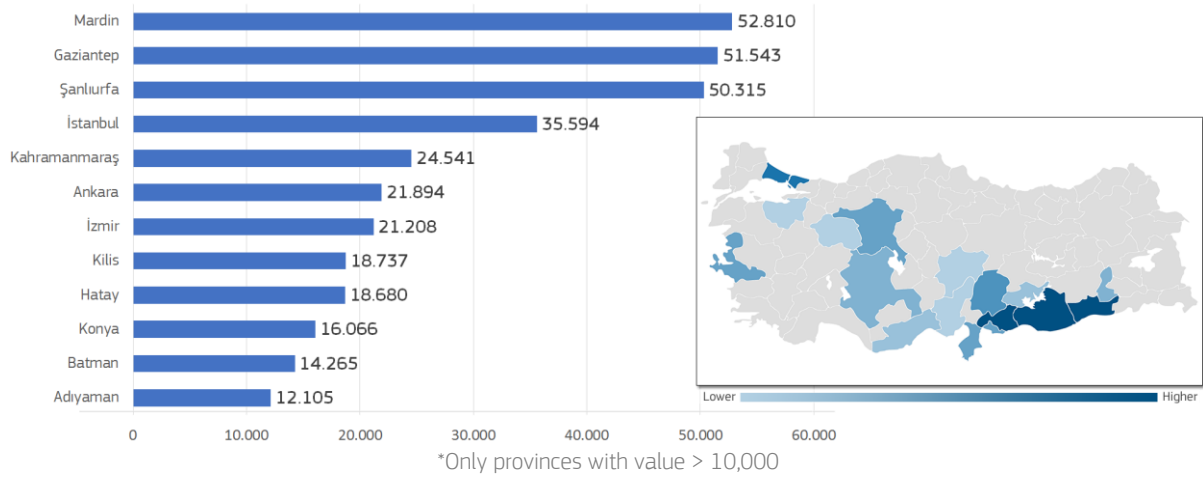
Figure 49: Indicator i2.1.2.5 - Value and Target



- Figure 49 shows that 440,180 refugees benefitted from Facility-funded services in the area of mental health and psychosocial support by the end of June 2019 marking a 21.2% increase from the reported value of 363,176 from December 2018.
- A significant proportion of persons receiving these services are female (57.9% female, 28.7% male, 13.4% not reported).

- Figure 50 shows a large concentration of mental and PSS services were provided in provinces directly bordering Syria.

Figure 50: Indicator i2.1.2.5 - Value by Province* and Geographical Distribution



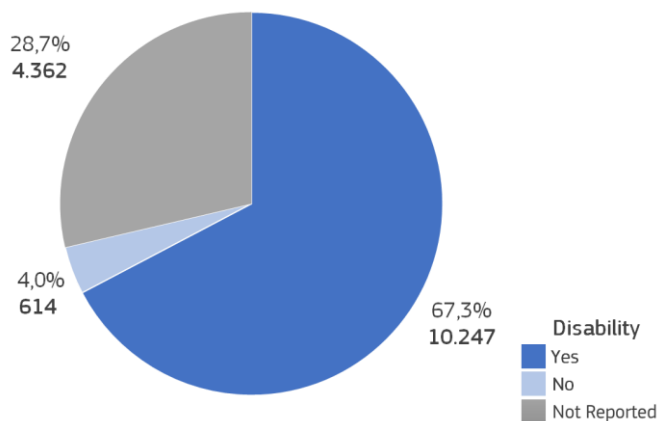
i2.1.2.6 Number of refugees who received specialised treatment in the area of post-operative and rehabilitative care

Figure 51: Indicator i2.1.2.6 - Value and Target



- By the end of June 2019, 15,223 refugees had benefitted from specialised services, an increase of 65.5% from December 2018.
- These consist of integrated rehabilitative care as well as physiotherapy sessions and psychotherapy sessions.
- 45.3% of treatments are being provided to female patients.

Figure 52: Indicator i2.1.2.6 - Value by Disability

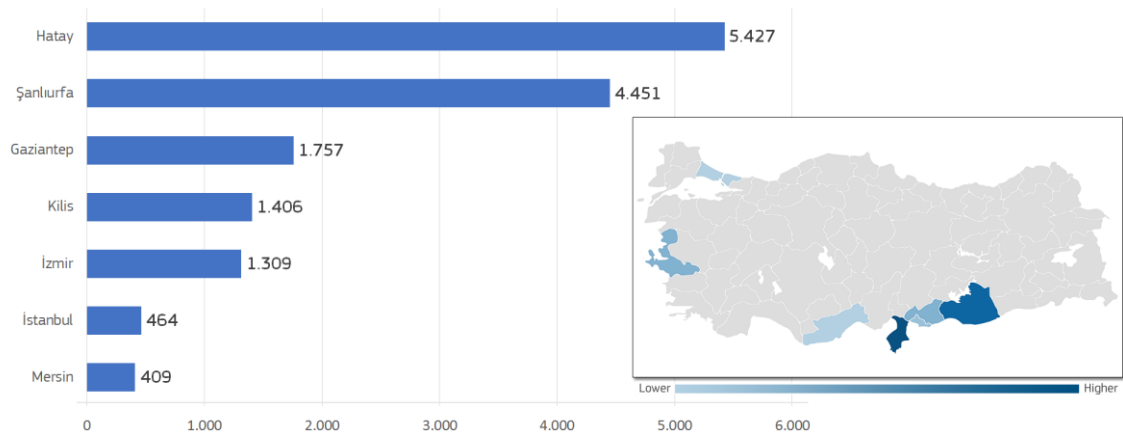


- 67.3% of the services were taken up by patients with disabilities.
- 4.0% of services were provided to people without disabilities.
- 28.7% of the services provided did not indicate whether the beneficiary had a disability, showing that the actual proportion of beneficiaries with disabilities is likely to be higher.

*Not Reported: Disaggregated data currently not available

- Service provision is presently centred on the provinces along the Syrian border as well as in İzmir, İstanbul and Mersin as shown in Figure 53 below.

Figure 53: Indicator i2.1.2.6 - Value by Province and Geographical Distribution

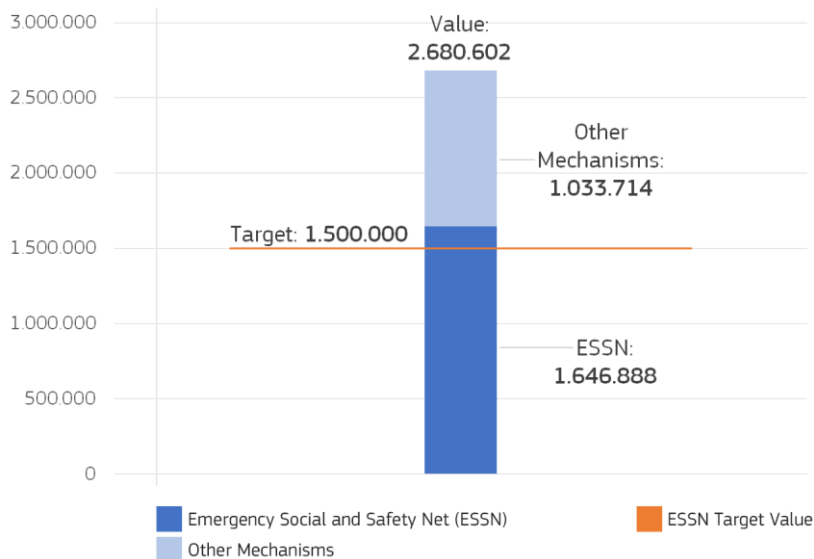


* * * * *

ANNEX 3 – SOCIO-ECONOMIC SUPPORT INDICATORS

i3.1.1.1 Number of persons under temporary or international protection receiving monthly resource transfers through ESN or other mechanisms

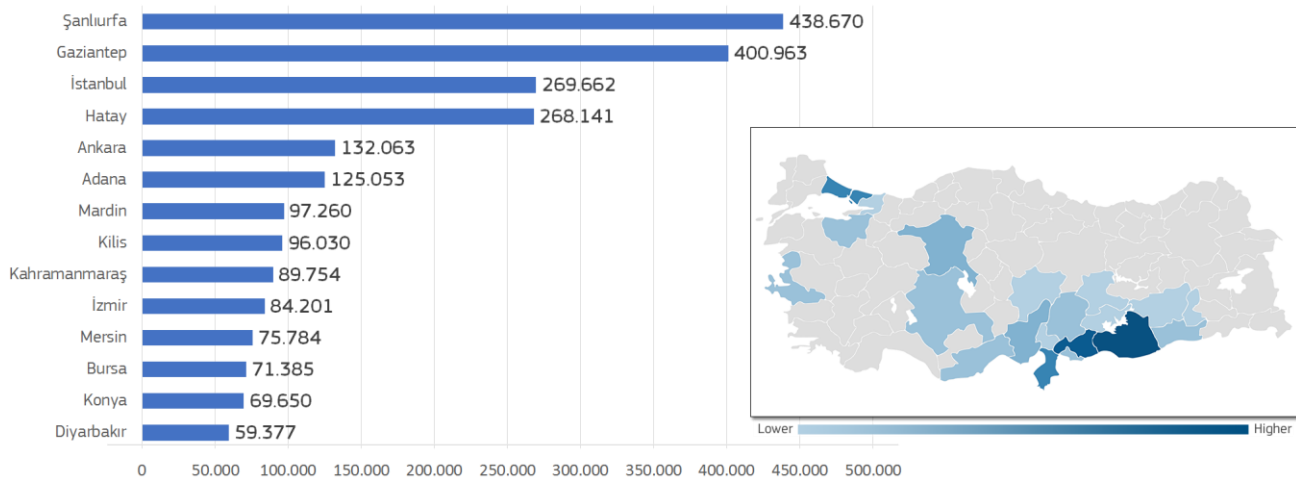
Figure 54: Indicator i3.1.1.1 - Value and Target



- As of 30 June 2019, over 2.6 million refugees were receiving various forms of social assistance.
- This represents an increase of 5.0% over the previously reported (December 2018) figure.
- Of this number, over 1.6 million refugees were reached by the ESN while over 1 million refugees benefitted from other resource transfer mechanisms, surpassing the Facility target of 2.1 million.

- 41.6% of beneficiaries were female, 40.1% were male (18.4% did not report on gender data). The provinces with the highest concentration of beneficiaries are shown in Figure 55 below.

Figure 55: Indicator i3.1.1.1 - Value by Province* and Geographical Distribution**



*Only provinces with value > 50,000

**The map reflects the provinces with the highest concentration of beneficiaries of ESN as well as other mechanisms.

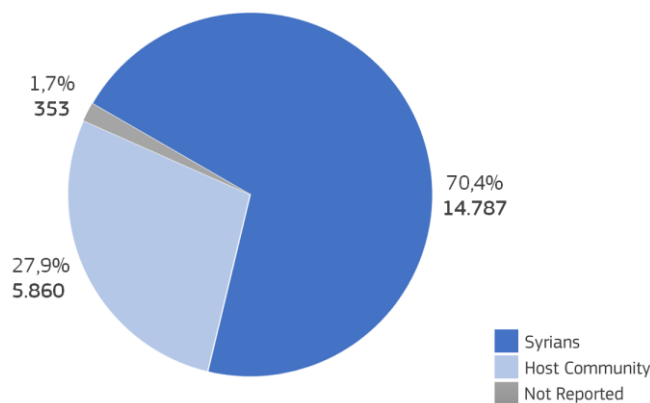
i3.2.1.1 Number of Syrian refugees and host community members who participated in employability skills training programmes

Figure 56: Indicator i3.2.1.1 - Value and Target



- 21,000 individuals had benefitted from employability skills trainings at the end of the reporting period.
- This represents an increase of 57.7% over the previously reported (December 2018) figure.
- Many training programmes are gaining speed in their implementation phases, so this number is expected to continue to rise in the near future.

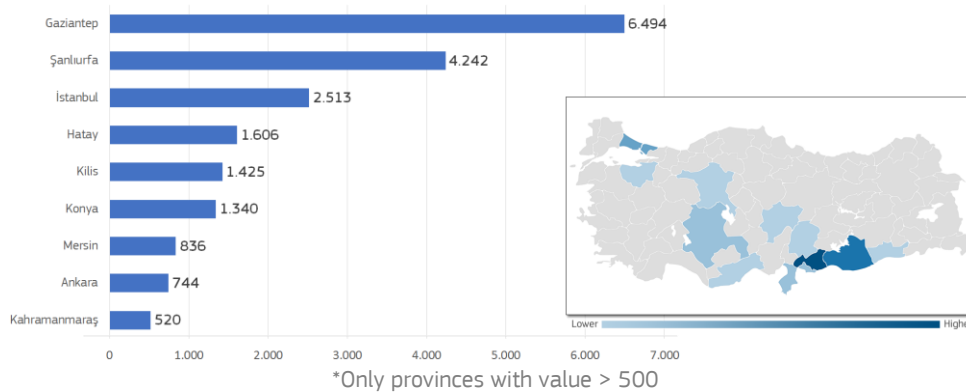
Figure 57: Indicator i3.2.1.1 - Value by Nationality



- Over two thirds (70.4%) of the participants are Syrian nationals. Whilst 28% (almost 6,000) are from the local (non-refugee) community ('host community')
- Interestingly, almost three quarters (15,481, 73.7%) of beneficiaries are female (graphic not shown)

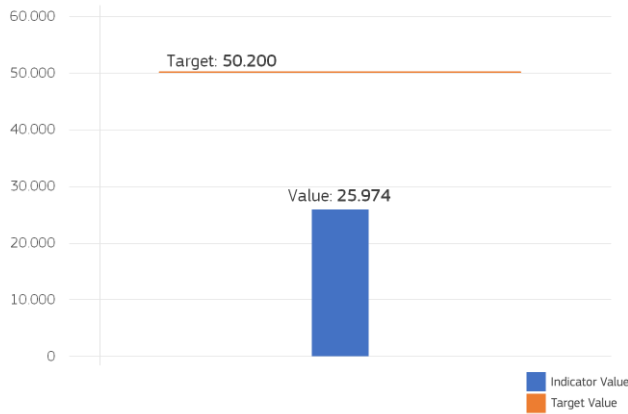
- Geographically, the activities have so far been concentrated in 14 provinces, all with a high refugee population, the principal distribution is shown in Figure 58 below.

Figure 58: Indicator i3.2.1.1 - Value by Province* and Geographical Distribution



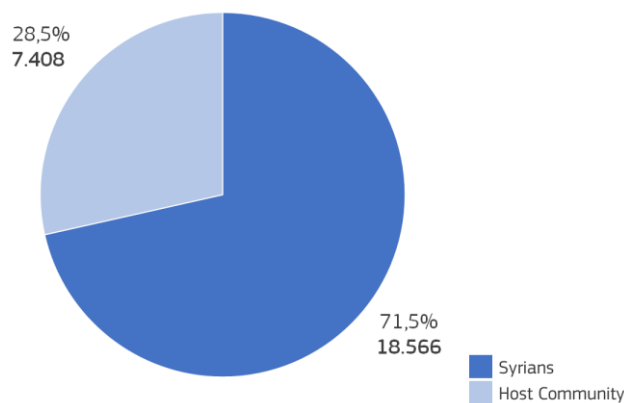
i3.2.1.2 Number of Syrian refugees and host community members who benefitted from employment related services

Figure 59: Indicator i3.2.1.2 - Value and Target



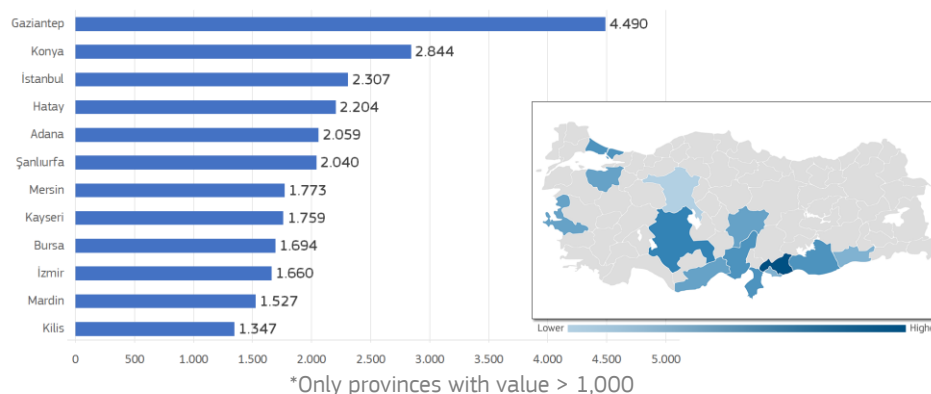
- Currently 25,974 refugees and host community members have benefitted from employment related services, as shown by Figure 59 on the left.
- The value has more than doubled (165.4% increase) from the previous value from 9,787 achieved in December 2018 due to implementations gaining speed.
- Over three quarters of beneficiaries were male (79.5% vs 20.5%).

Figure 60: Indicator i3.2.1.2 - Value by Nationality



- As seen from Figure 60 on the left, 71.5% of the beneficiaries of services were Syrian nationals and 28.5% were host community members.
- Geographically, the activities so far concentrated in 14 provinces as shown in Figure 61 below.

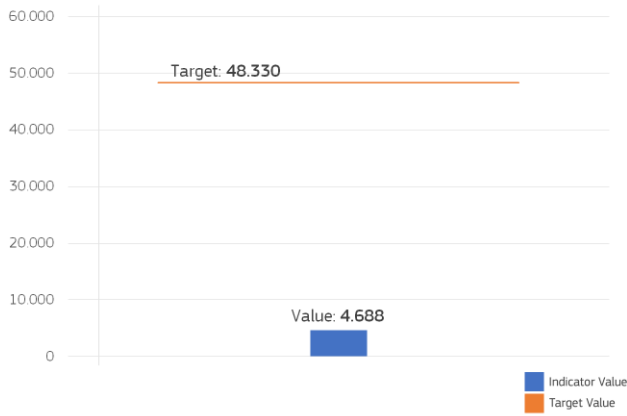
Figure 61: Indicator i3.2.1.2 - Value by Province* and Geographical Distribution



* * * * *

i3.2.1.4 Number of Syrian refugees who completed a Turkish language course outside the formal education system

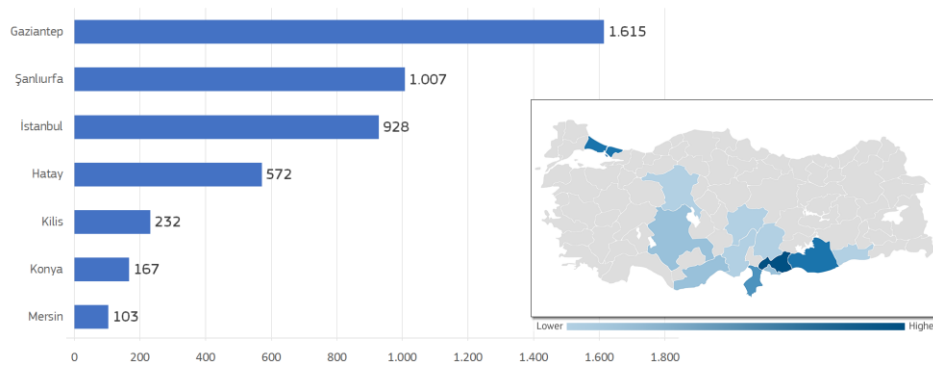
Figure 62: Indicator i3.2.1.4 - Value and Target



- Currently 4,688 TÖMER certificates for the completion of Turkish language courses have been distributed to the trainees.
- The value has more than doubled (126.6% increase) from the December 2018 reported value of 2,069 due to implementations gaining speed.
- Almost two thirds (65.7%) of the trainees who completed these courses were female.

- As shown in Figure 63 below, geographically the activities are so far implemented in 8 provinces, all with a high refugee population.

Figure 63: Indicator i3.2.1.4 - Value by Province* and Geographical Distribution

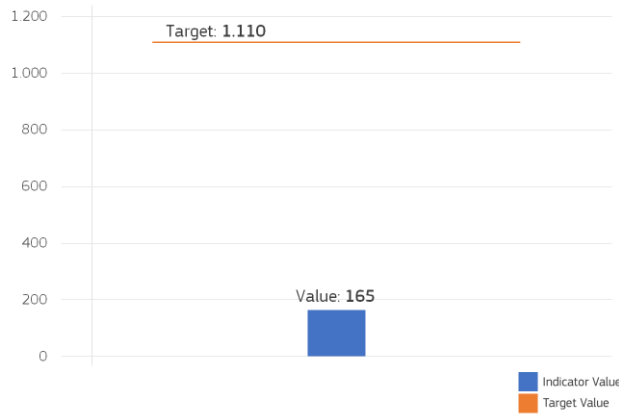


*Only provinces with value > 100

* * * * *

i3.3.1.1 Number of SMEs that benefitted from coaching

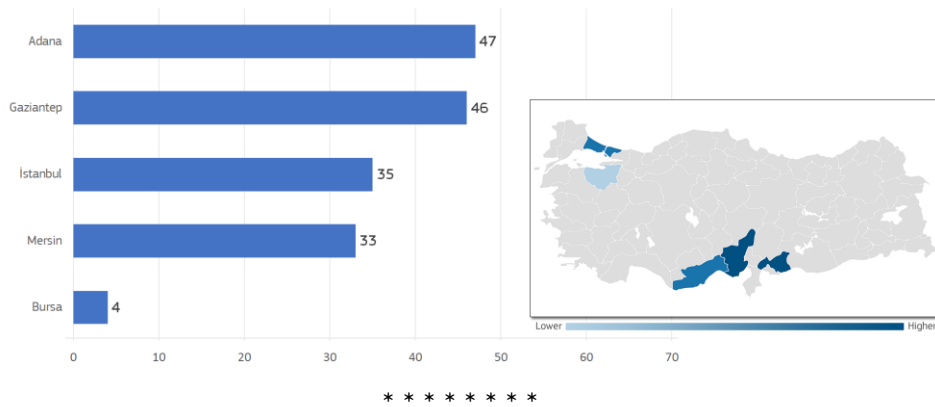
Figure 64: Indicator i3.3.1.1 - Value and Target



- 165 out of a targeted 1,110 SMEs have been provided with coaching services. This is because coaching services have only recently been initiated.
- This constitutes a 73.7% increase in over the value 95 reported in December 2018.

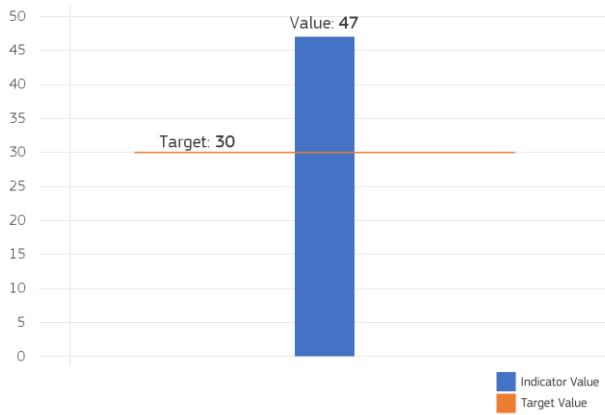
- Geographically, the initial coaching activities have been conducted in 5 provinces.

Figure 65: Indicator i3.3.1.1 - Value by Province and Geographical Distribution



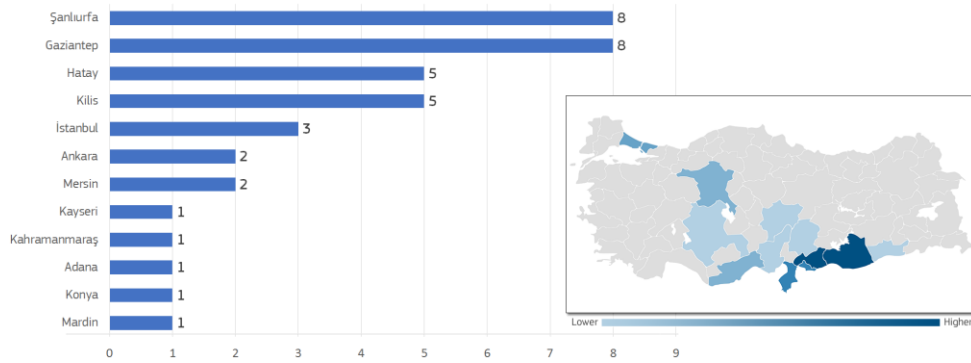
i3.4.1.1 Number of operational community centres supported

Figure 66: Indicator i3.4.1.1 - Value and Target



- 47 operational community centres are supported in provinces with high-refugee populations.
- The value has increased by 51.6% from the previous value of 31 reported in December 2018.
- Geographically, these centres are concentrated in 12 provinces, all with a high refugee population as shown in Figure 67 below.

Figure 67: Indicator i3.4.1.1 - Value by Province* and Geographical Distribution



*Province disaggregated data for 9 centres was not available at the reporting period.

i3.4.1.2 Number of refugees and host community members who participated in social cohesion activities

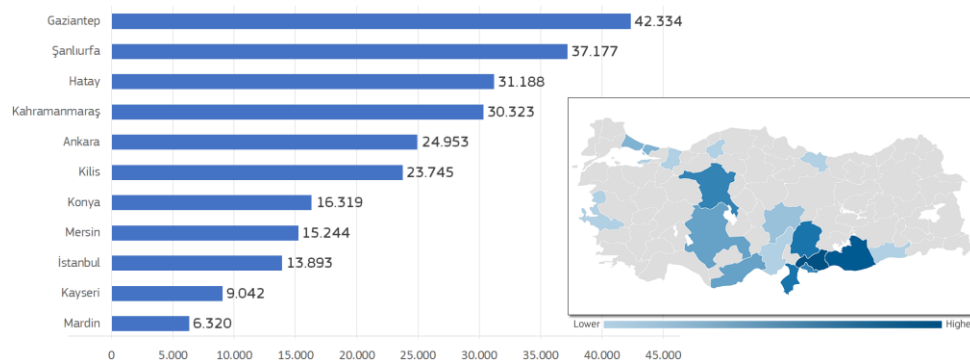
Figure 68: Indicator i3.4.1.2 - Value and Target



- 341,996 refugees and host community members had participated in social cohesion activities as shown in Figure 68 on the left.
- The value has increased by 38.0% from the previous value of 247,799 reported in December 2018.
- Slightly more female participants (55.4% vs 44.6%) were involved in these social cohesion activities (in which gender disaggregation was reported).

- The geographical distribution (Figure 69 below) shows that the provinces with the highest number of participants in social cohesion activities are in the provinces close to the Syrian border followed by provinces with high Syrian refugee populations.

Figure 69: Indicator i3.4.1.2 - Value by Province* and Geographical Distribution

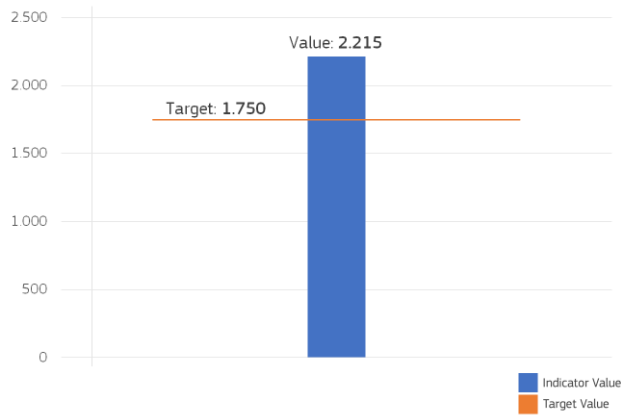


*Only provinces with value > 5,000

ANNEX 4 – MIGRATION MANAGEMENT INDICATORS

i4.1.1.1 Number of persons who received training on migration related topics

Figure 70: Indicator i4.1.1.1 - Value and Target



- By June 2019, 2,215 staff and stakeholders from the Directorate and Provincial Directorates of Migration Management were trained as well as staff from TCG, municipalities and the media.
- The value has increased 15.5% from the previous value of 1,918 reported in December 2018.

* * * * *

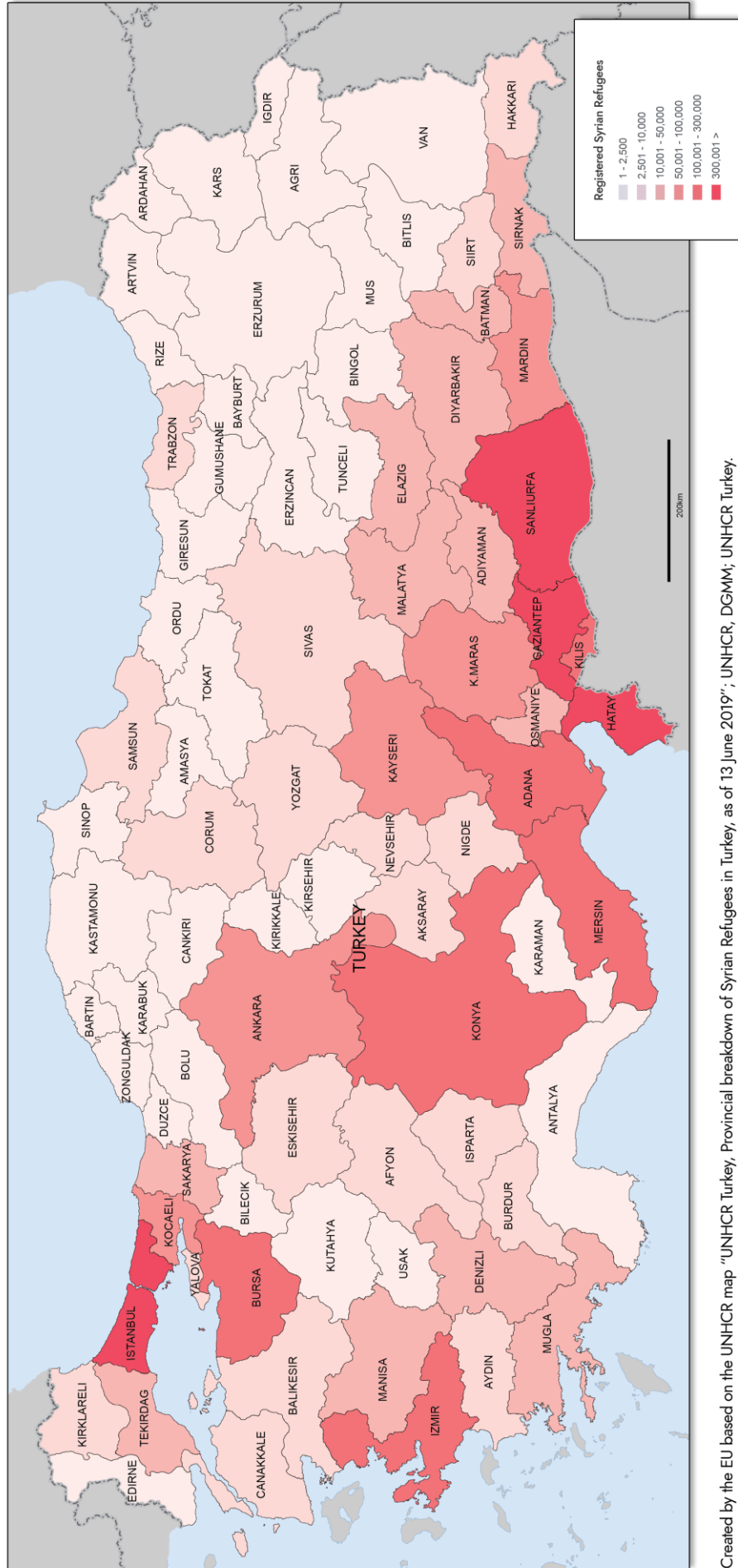
i4.1.1.4 Number of migrants receiving assistance while hosted in removal centres

Figure 71: Indicator i4.1.1.4 - Value and Target



- By the end of June 2019, 216,531 migrants had received assistance while hosted in migrant removal centres as shown by Figure 71 on the left.
- The value has increased dramatically by 55.0% from the previous value of 139,708 reported in December 2018.

Provincial Breakdown of Syrian Refugees in Turkey as of 13 June 2019



Created by the EU based on the UNHCR map "UNHCR Turkey, Provincial breakdown of Syrian Refugees in Turkey, as of 13 June 2019"; UNHCR, DGMM; UNHCR Turkey.

