

THE FACILITY RESULTS FRAMEWORK

MONITORING REPORT

Annex: Indicator Charts and Analysis

December 2022

RESULTS ACHIEVEMENT PROGRESS
(As of 30 June 2022)

Table of Contents

Education	1
Health	26
Protection	45
Basic Needs	58
Livelihoods	63
Municipal Infrastructure	83
Migration Management	90
Cross-cutting	93



Education



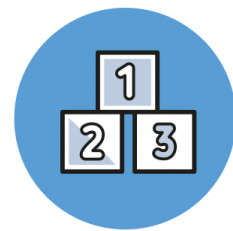
INTERMEDIATE
OUTCOME 1

**Increased
refugee access
and retention
in formal
education**



INTERMEDIATE
OUTCOME 2

**Access to
vocational
and higher
education**



INTERMEDIATE
OUTCOME 3

**Access to
pre-primary
education**



OUTPUT 1

**Appropriate
education and
support services
provided to
children/youth**



OUTPUT 2

**Economic and
logistical support
provided to refugee
and poor H.C school
and uni. students**



OUTPUT 3

**Improved
education staff
level and quality**



OUTPUT 4

**Increased
educational
infrastructure
capacity**

Priority area

Education

**Long Term Outcome**

Refugee children and adults are enrolled in the education system and receive quality education, and the quality of education for host community members children is sustained

**EDUCATION**

E-Oc.01 Percentage of refugee children enrolled in primary education (Gross Enrolment Rate -GER)

Indicator value

77

Q1/2022 (Snapshot)

Target

90

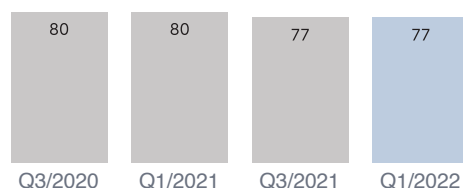
Baseline: 101.4

Achievement rate

86%

**Change since last report**

0

TRENDS**Indicator value over time****Priority area**

Education

**Long Term Outcome**

Refugee children and adults are enrolled in the education system and receive quality education, and the quality of education for host community members children is sustained

**EDUCATION**

E-Oc.02 Percentage of refugee children enrolled in lower secondary education (Gross Enrolment Rate - GER)

Indicator value

80

Q1/2022 (Snapshot)

Target

80


Baseline: 45.7

Achievement rate

100%

**Change since last report**

+4 ▲

TRENDS**Indicator value over time**

Priority area
Education



Long Term Outcome

Refugee children and adults are enrolled in the education system and receive quality education, and the quality of education for host community members children is sustained



EDUCATION

E-Oc.03 Percentage of refugee children enrolled in upper secondary education (Gross Enrolment Rate - GER)

Indicator value

32

Q1/2022 (Snapshot)

Target

40

Baseline: 24.3

Achievement rate

80%

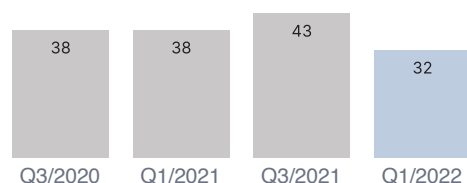


Change since last report

-11 ▼

TRENDS

Indicator value over time



DISTRIBUTION OF DATA

Gender

36.4
Female

27.4
Male

Priority area
Education



Long Term Outcome

Refugee children and adults are enrolled in the education system and receive quality education, and the quality of education for host community members children is sustained



EDUCATION

E-Oc.05 Transition rate of refugee students between primary and lower secondary education levels

Indicator value

98

Q3/2021 (Snapshot)

Target

-

Baseline: 94%

Achievement rate

No target set

Change since last report

-

Priority area
Education



Long Term Outcome

Refugee children and adults are enrolled in the education system and receive quality education, and the quality of education for host community members children is sustained



EDUCATION

E-Oc.06 Transition rate of refugee students between lower secondary and upper secondary education levels

Indicator value

79

Q3/2021 (Snapshot)

Target

-

Baseline: 87%

Achievement rate

No target set

Change since last report

-

Priority area
Education



Long Term Outcome

Refugee children and adults are enrolled in the education system and receive quality education, and the quality of education for host community members children is sustained



EDUCATION

E-Oc.07 Percentage of school-age refugee children who are out of school

Indicator value

32

Q4/2021 (Snapshot)

Target

31

Baseline: 40.9

Achievement rate

97%



Change since last report

-

Priority area
Education



Intermediate Outcome

1. Increased level of refugee children's access to (and retention in) the education system in high-refugee-concentration provinces



EDUCATION

E-Oc.08 Number of refugee children enrolled in the formal education system

Indicator value

739,652

Q1/2022 (Snapshot)

Target

850,000

Baseline: 492,544

Achievement rate

87%

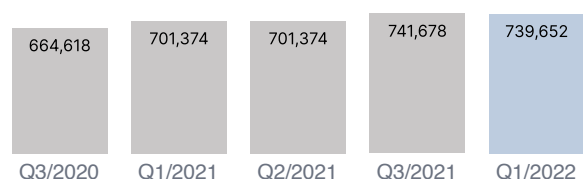


Change since last report

-2,026 ▼

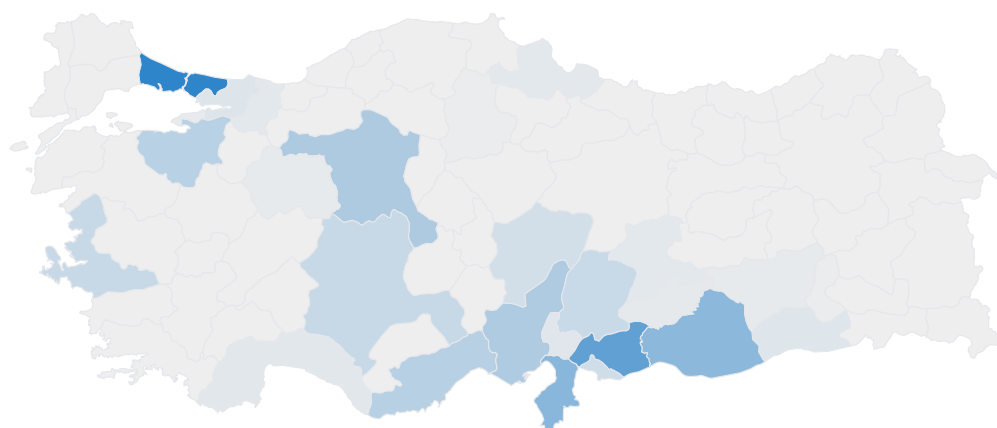
TRENDS

Indicator value over time



GEOGRAPHICAL DISTRIBUTION

Heat map



0 130,346

Top provinces

130,346	İstanbul
96,463	Gaziantep
68,587	Hatay
67,326	Şanlıurfa
44,679	Ankara
43,629	Adana
37,778	Mersin
36,408	Bursa
26,549	Konya
26,304	İzmir

DISTRIBUTION OF DATA

Gender

374,761 (51%)

Male

364,891 (49%)

Female

Nationality

661,854 (89%)

Syrian

77,798 (11%)

Non-Syrian

Education Level

328,714 (44%)

Primary

282,032 (38%)

Lower Secondary

84,889 (11%)

Upper Secondary

44,017 (6%)

Pre-Primary

0 (0%)

PEC/Others

Education Type

722,619 (98%)

General/Formal

17,033 (2%)

Vocational/Formal

0 (0%)

Non-Formal

Priority area
Education



Intermediate Outcome

1. Increased level of refugee children's access to (and retention in) the education system in high-refugee-concentration provinces



EDUCATION

E-Oc.10 Percentage of refugee children regularly attending public schools

Indicator value

94.7

Q1/2022 (Snapshot)

Target

70

Baseline: 78

Achievement rate

135%

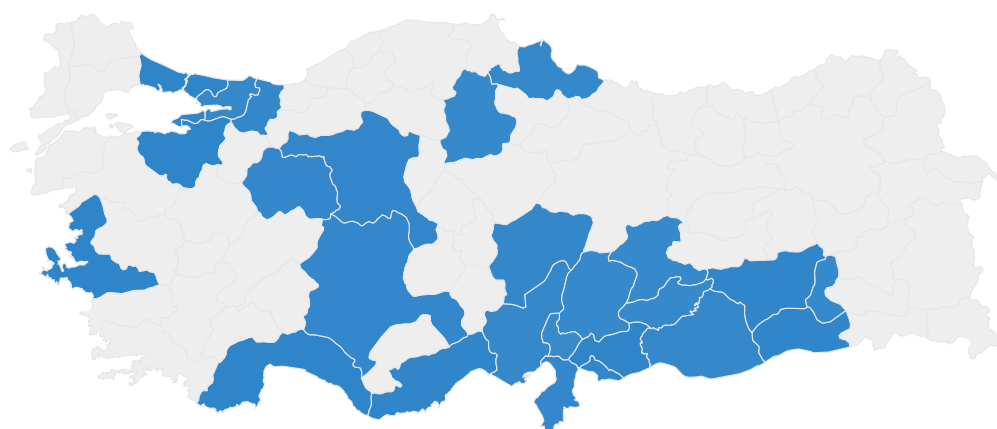


Change since last report

-

GEOGRAPHICAL DISTRIBUTION

Heat map



0 96.1

Top provinces

96.1 Antalya

96 İstanbul

96 Bursa

95.9 İzmir

95.8 Gaziantep

95.5 Yalova

95.4 Mersin

95.4 Diyarbakır

95.3 Mardin

94.8 Ankara

DISTRIBUTION OF DATA

Gender

95
Female

94.4
Male

Nationality

94.7
Syrian

94.7
Non-Syrian

Education Level

98.3
Primary

97.6
Lower Secondary

68.9
Upper Secondary

0
Pre-Primary

0
PEC/Others

Priority area

Education



Intermediate Outcome

2. Increased level of access to vocational and higher education for refugee and host community students in high-refugee-concentration provinces



EDUCATION

E-Oc.12 Number of Facility-supported refugee and host community students who have completed vocational education

Indicator value

6,170

Q2/2022 (Incremental)

Target

15,000

Baseline: 0

Achievement rate

41%

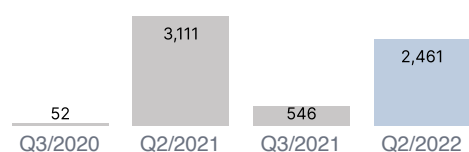


Change since last report

+2,461 ▲

TRENDS

Indicator value over time



GEOGRAPHICAL DISTRIBUTION

Heat map



0 1,645

Top provinces

1,645	Hatay
1,335	Gaziantep
770	Şanlıurfa
394	İstanbul
229	Mersin
223	Kahramanmaraş
190	Ankara
184	Bursa
178	Kilis
142	Konya

DISTRIBUTION OF DATA

Gender

3,418 (55%)
Female

2,752 (45%)
Male

Nationality

3,104 (50%)
Host community

2,774 (45%)
Syrian

292 (5%)
Non-Syrian

TVET Institution Type

4,791 (78%)
VTHS

1,379 (22%)
VEC

Priority area
Education



Intermediate Outcome

2. Increased level of access to vocational and higher education for refugee and host community students in high-refugee-concentration provinces



EDUCATION

E-Oc.13 Number of refugees students who completed a higher education programme with Facility support

Indicator value

430

Q3/2020 (Incremental)

Target

598

Baseline: 0

Achievement rate

72%



Change since last report

-

DISTRIBUTION OF DATA

Gender

260 (60%)

Male

170 (40%)

Female

Nationality

430 (100%)

Syrian

0 (0%)

Non-Syrian

Degree/Diploma level

420 (98%)

Bachelors

10 (2%)

Masters

0 (0%)

PhD

0 (0%)

VEC

0 (0%)

VTHS

Priority area
Education



Intermediate Outcome

3. Increased access of refugee and host community children to pre-primary education in high-refugee-concentration provinces



EDUCATION

E-Oc.14 Percentage of refugee and host community children enrolled in primary schools who have attended pre-primary education programme

Indicator value

2.3

Q3/2021 (Snapshot)

Target

0

Baseline: 4.9

Achievement rate

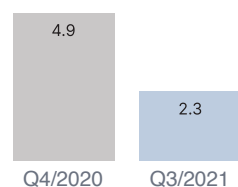
No target set

Change since last report

-

TRENDS

Indicator value over time



Priority area

Education



Output

1. Appropriate language and academic courses and associated support provided to refugee children and youth in high-refugee-concentration provinces



EDUCATION

E-Ot.01 Number of refugee children provided with catch-up training with Facility support

Indicator value

90,888

Q2/2022 (Cumulative)

Target

87,377

Baseline: 0

Achievement rate

104%

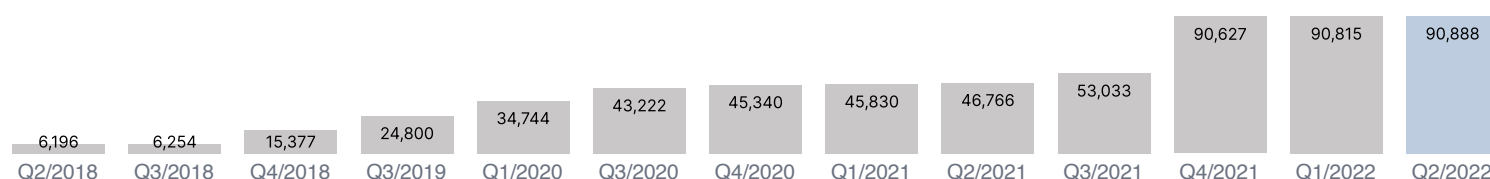


Change since last report

+261 ▲

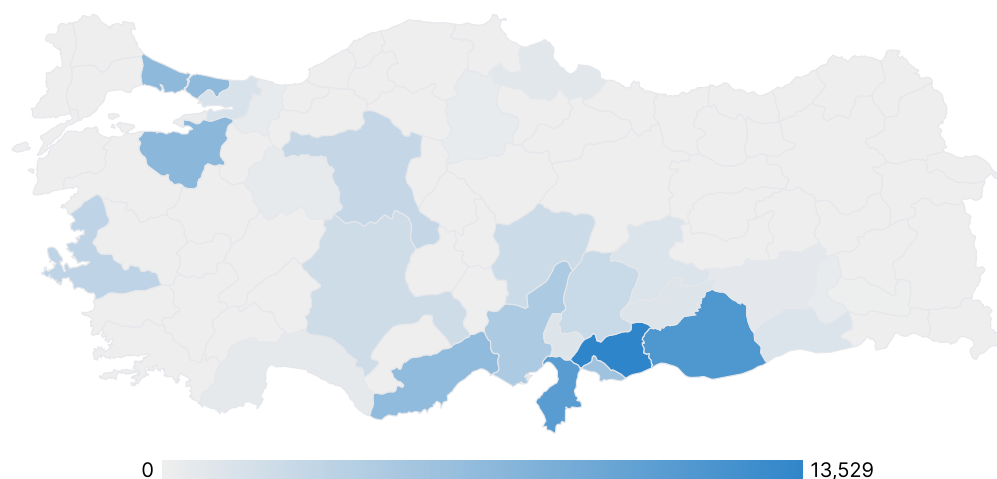
TRENDS

Indicator value over time



GEOGRAPHICAL DISTRIBUTION

Heat map



Top provinces

13,529	Gaziantep
11,244	Şanlıurfa
10,588	Hatay
7,042	Bursa
6,835	İstanbul
6,616	Mersin
5,619	Kilis
4,672	Adana
3,425	İzmir
2,938	Ankara

DISTRIBUTION OF DATA

Gender

45,139 (53%)
Male

40,457 (47%)
Female

5,292 not reported records

Nationality

75,511 (100%)
Syrian

0 (0%)
Non-Syrian

15,377 not reported records

Education Level

51,048 (68%)
Primary

12,022 (16%)
PEC/Others

10,302 (14%)
Lower Secondary

2,139 (3%)
Upper Secondary

0 (0%)
Pre-Primary

15,377 not reported records

Priority area

Education



Output

1. Appropriate language and academic courses and associated support provided to refugee children and youth in high-refugee-concentration provinces



EDUCATION

E-Ot.02 Number of refugee children provided with back-up training with Facility support

Indicator value

83,725

Q2/2022 (Cumulative)

Target

87,000

Baseline: 0

Achievement rate

96%




Change since last report

+3,046 ▲

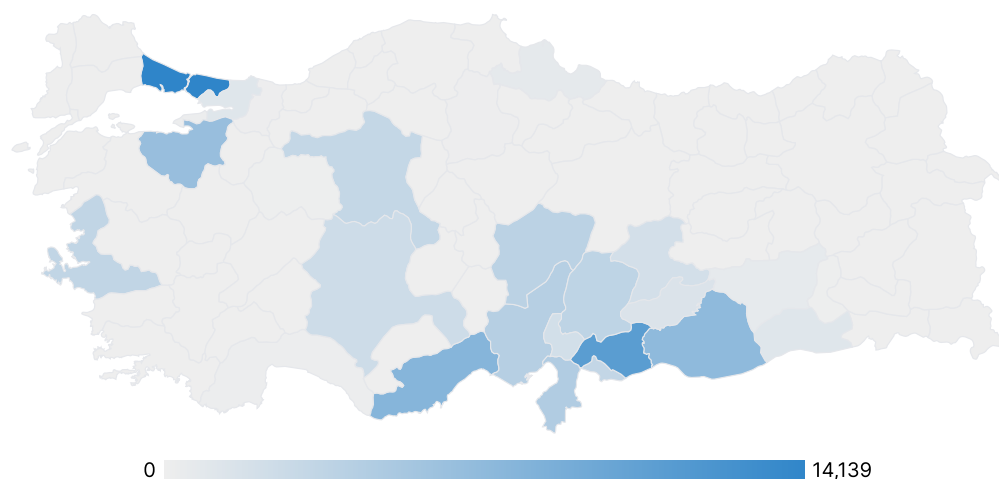
TRENDS

Indicator value over time



GEOGRAPHICAL DISTRIBUTION

Heat map



Top provinces

14,139	İstanbul
10,929	Gaziantep
7,668	Mersin
7,026	Şanlıurfa
6,401	Bursa
4,532	Hatay
4,168	Adana
3,747	Kayseri
3,547	Kahramanmaraş
3,329	İzmir

DISTRIBUTION OF DATA

Gender

43,590 (52%)
Female

40,135 (48%)
Male

Nationality

83,725 (100%)
Syrian

0 (0%)
Non-Syrian

Education Level

47,158 (56%)
Lower Secondary

27,917 (33%)
Primary

8,650 (10%)
Upper Secondary

0 (0%)
Pre-Primary

0 (0%)
PEC/Others

Priority area
Education



Output

1. Appropriate language and academic courses and associated support provided to refugee children and youth in high-refugee-concentration provinces



EDUCATION

E-Ot.03 Number of refugee children provided with one or more Turkish language courses with Facility support

Indicator value

51,579

Q2/2022 (Snapshot)

Target

0

Baseline: 0

Achievement rate


No target set

Change since last report

+1,569 ▲

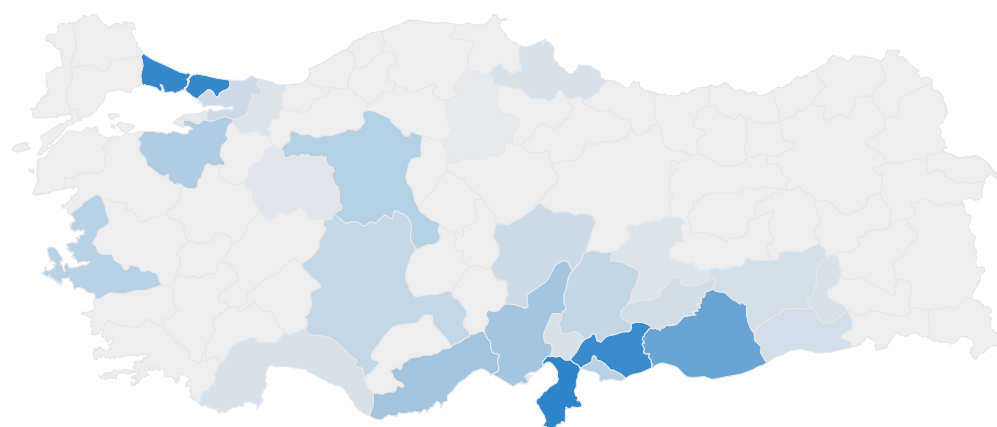
TRENDS

Indicator value over time



GEOGRAPHICAL DISTRIBUTION

Heat map



0 6,717

Top provinces

6,717	Hatay
6,593	İstanbul
6,341	Gaziantep
4,708	Şanlıurfa
2,680	Mersin
2,611	Adana
2,147	Bursa
1,998	Ankara
1,857	Kilis
1,853	İzmir

DISTRIBUTION OF DATA

Gender

26,729 (52%)
Male

24,850 (48%)
Female

Nationality

50,203 (97%)
Syrian

1,376 (3%)
Non-Syrian

Age

36,546 (71%)
6-9

12,841 (25%)
10-13

2,192 (4%)
14-17

0 (0%)
<6

0 (0%)
18+

Type of Language Training

33,144 (64%)
Adaptation Class

18,435 (36%)
Turkish Language Course

Priority area

Education



Output

1. Appropriate language and academic courses and associated support provided to refugee children and youth in high-refugee-concentration provinces



EDUCATION

E-Ot.04 Number of refugee and host community children provided with pre-primary education with Facility support

Indicator value

141,224

Q2/2022 (Cumulative)

Target

164,604

Baseline: 0

Achievement rate

86%

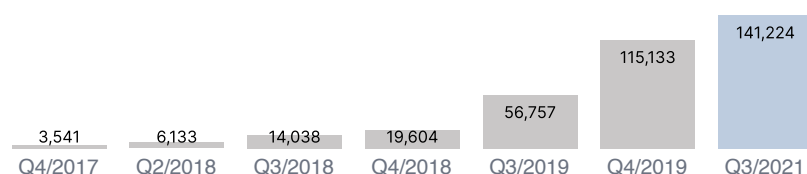


Change since last report

0

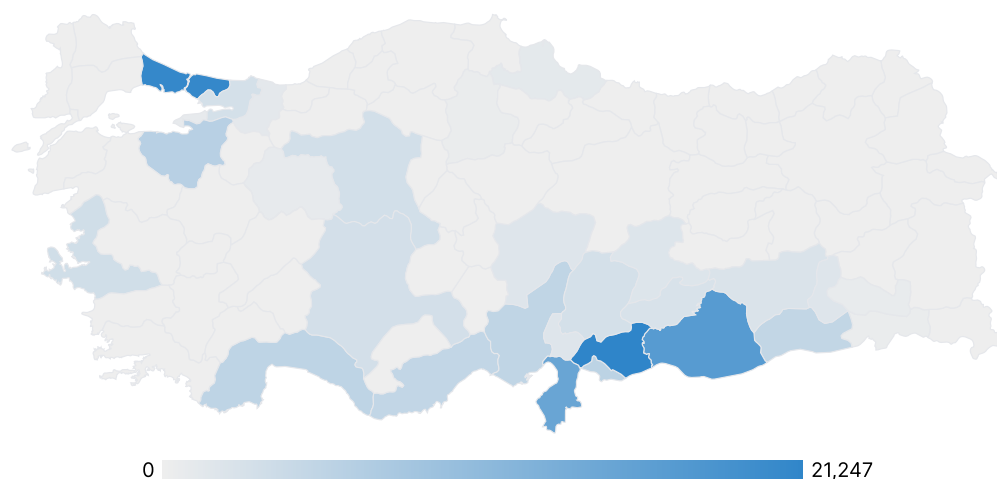
TRENDS

Indicator value over time



GEOGRAPHICAL DISTRIBUTION

Heat map



Top provinces

21,247	Gaziantep
20,590	İstanbul
16,823	Şanlıurfa
14,840	Hatay
6,001	Bursa
5,513	Kilis
5,301	Antalya
5,065	Adana
4,919	Mardin
4,865	Mersin

DISTRIBUTION OF DATA

Gender

39,660 (51%)

Male

38,320 (49%)

Female

63,244 not reported records

Nationality

62,943 (52%)

Syrian

58,677 (48%)

Host community

0 (0%)

Non-Syrian

19,604 not reported records

Priority area

Education



Output

1. Appropriate language and academic courses and associated support provided to refugee children and youth in high-refugee-concentration provinces



EDUCATION

E-Ot.05 Number of refugee children provided with non-formal education with Facility support

Indicator value

41,030

Q2/2022 (Cumulative)

Target

39,450

Baseline: 0

Achievement rate

104%

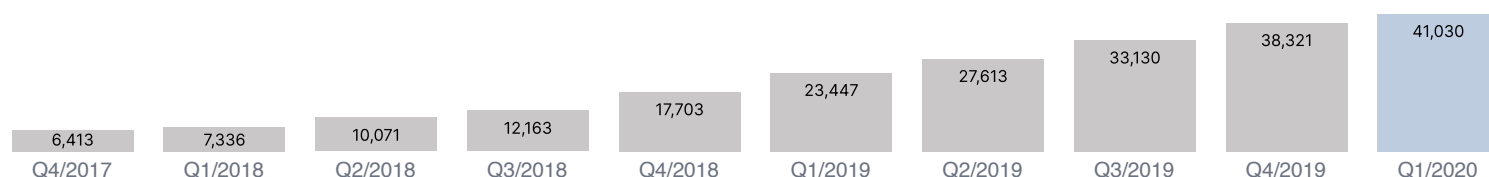


Change since last report

-

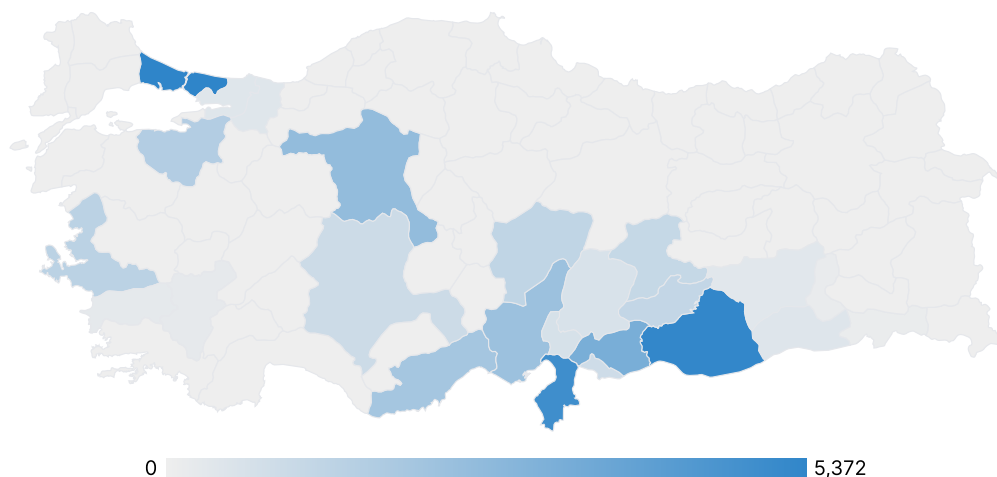
TRENDS

Indicator value over time



GEOGRAPHICAL DISTRIBUTION

Heat map



Top provinces

5,372	İstanbul
5,266	Şanlıurfa
4,922	Hatay
3,296	Gaziantep
2,560	Ankara
2,312	Adana
2,065	Mersin
1,663	Bursa
1,438	İzmir
1,293	Kayseri

DISTRIBUTION OF DATA

Gender

21,305 (52%)
Male

19,725 (48%)
Female

Nationality

38,104 (100%)
Syrian

0 (0%)
Non-Syrian

2,926 not reported records

Age

17,040 (47%)
14-17

13,184 (36%)
10-13

6,214 (17%)
6-9

71 (0%)
<6

0 (0%)
18+

4,521 not reported records

Priority area
Education



Output

1. Appropriate language and academic courses and associated support provided to refugee children and youth in high-refugee-concentration provinces



EDUCATION

E-Ot.06 Number of refugee children provided with Arabic language courses with Facility support

Indicator value

1,777

Q2/2022 (Snapshot)

Target

0

Baseline: 0

Achievement rate

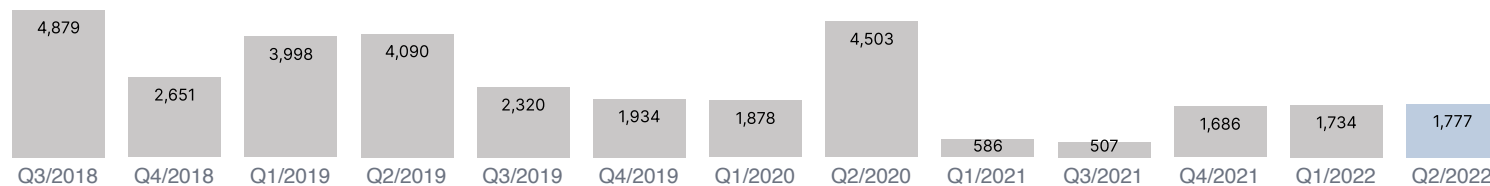
No target set

Change since last report

+91 ▲

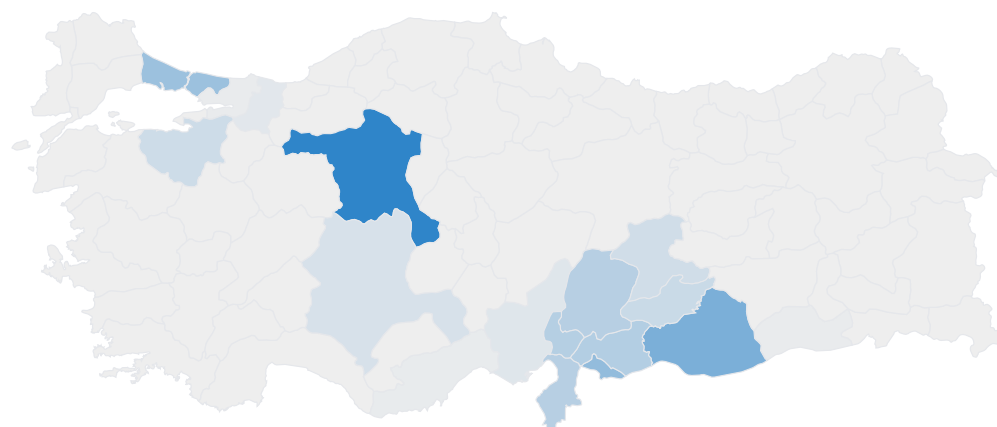
TRENDS

Indicator value over time



GEOGRAPHICAL DISTRIBUTION

Heat map



0 389

Top provinces

389	Ankara
234	Şanlıurfa
185	Kilis
168	İstanbul
120	Gaziantep
116	Osmaniye
113	Hatay
113	Kahramanmaraş
75	Adıyaman
68	Bursa

DISTRIBUTION OF DATA

Gender

1,085 (61%)
Female

692 (39%)
Male

Education Level

1,031 (58%)
Lower Secondary

507 (29%)
Upper Secondary

239 (13%)
Primary

0 (0%)
Pre-Primary

0 (0%)
PEC/Others

Priority area

Education



Output

1. Appropriate language and academic courses and associated support provided to refugee children and youth in high-refugee-concentration provinces



EDUCATION

E-Ot.07 Number of refugee students provided with psycho-social support services with Facility support

Indicator value

70,467

Q2/2022 (Snapshot)

Target

0

Baseline: 0

Achievement rate


No target set

Change since last report

-10,502 ▼

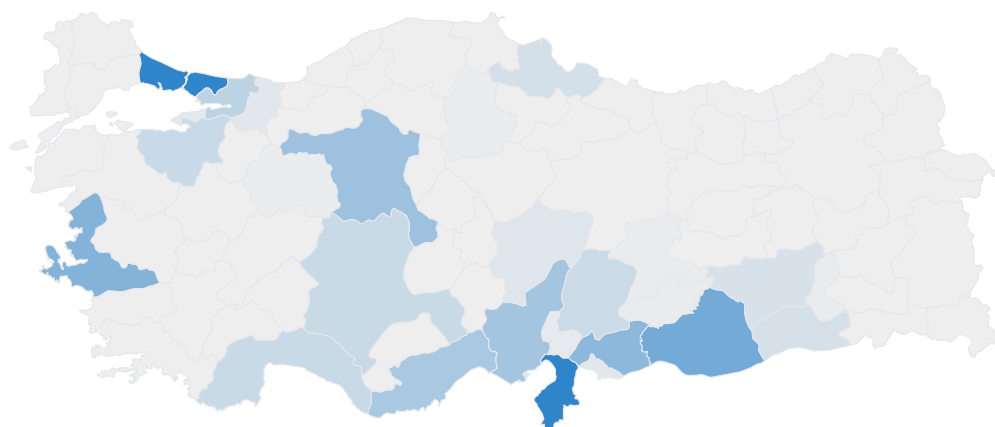
TRENDS

Indicator value over time



GEOGRAPHICAL DISTRIBUTION

Heat map



0 10,460

Top provinces

10,460	Istanbul
10,435	Hatay
6,745	Şanlıurfa
5,834	İzmir
5,382	Gaziantep
4,441	Ankara
4,071	Adana
3,774	Mersin
2,723	Kocaeli
2,060	Bursa

DISTRIBUTION OF DATA

Gender

35,602 (51%)
Female

34,865 (49%)
Male

Nationality

70,467 (100%)
Syrian

0 (0%)
Non-Syrian

Education Level

47,861 (68%)
Primary

18,851 (27%)
Lower Secondary

3,755 (5%)
Upper Secondary

0 (0%)
Pre-Primary

0 (0%)
PEC/Others

Priority area

Education



Output

2. Refugee students and socio-economically disadvantaged host community students (in the high-refugee-concentration provinces) receive the economic and logistical support necessary to attend school or university

EDUCATION

E-Ot.08 Number of refugee children enrolled in schools whose family have received Conditional Cash Transfer for Education (CCTE)

Indicator value

800,839

Q2/2022 (Cumulative)

Target

815,000

Baseline: 0

Achievement rate

98%

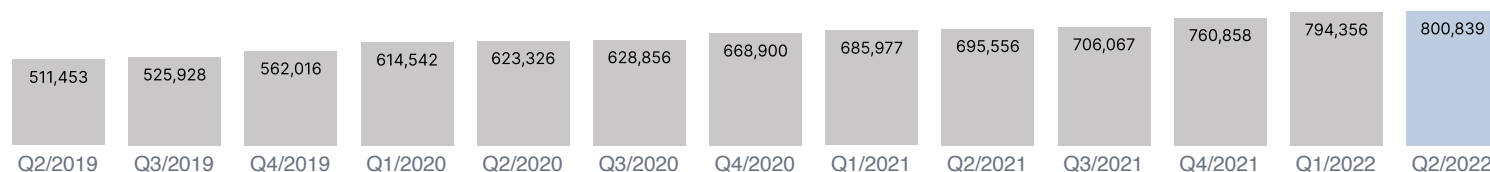


Change since last report

+39,981 ▲

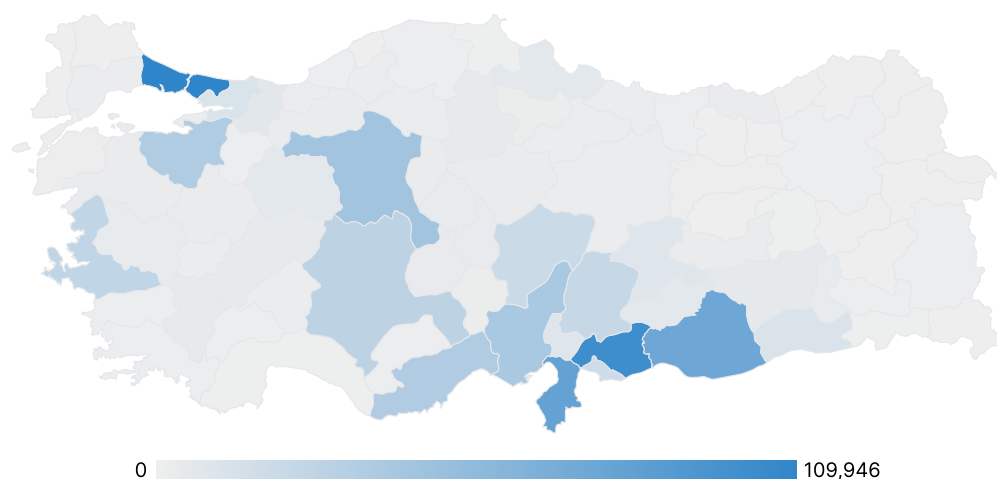
TRENDS

Indicator value over time



GEOGRAPHICAL DISTRIBUTION

Heat map



Top provinces

109,946	İstanbul
101,564	Gaziantep
80,039	Hatay
73,902	Şanlıurfa
43,745	Ankara
39,802	Adana
36,028	Bursa
35,154	Mersin
28,256	Konya
26,648	İzmir

DISTRIBUTION OF DATA

Gender

404,231 (50%)
Male

396,608 (50%)
Female

Nationality

683,163 (85%)
Syrian

117,676 (15%)
Non-Syrian

Education Level

338,872 (43%)
Primary

317,965 (40%)
Lower Secondary

102,440 (13%)
Upper Secondary

30,789 (4%)
Pre-Primary

5,610 (1%)
PEC/Others

Priority area

Education



Output

2. Refugee students and socio-economically disadvantaged host community students (in the high-refugee-concentration provinces) receive the economic and logistical support necessary to attend school or university



EDUCATION

E-Ot.09 Number of refugee and host community students who received (Facility-supported) scholarships to attend TVET or higher education institutions

Indicator value

29,340

Q2/2022 (Cumulative)

Target

27,095

Baseline: 0

Achievement rate

108%

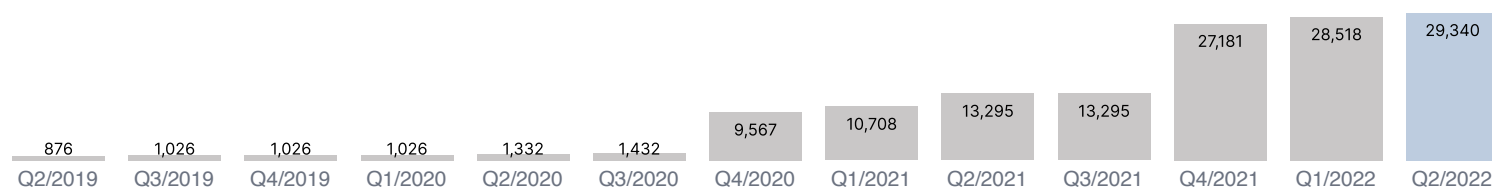


Change since last report

+2,159 ▲

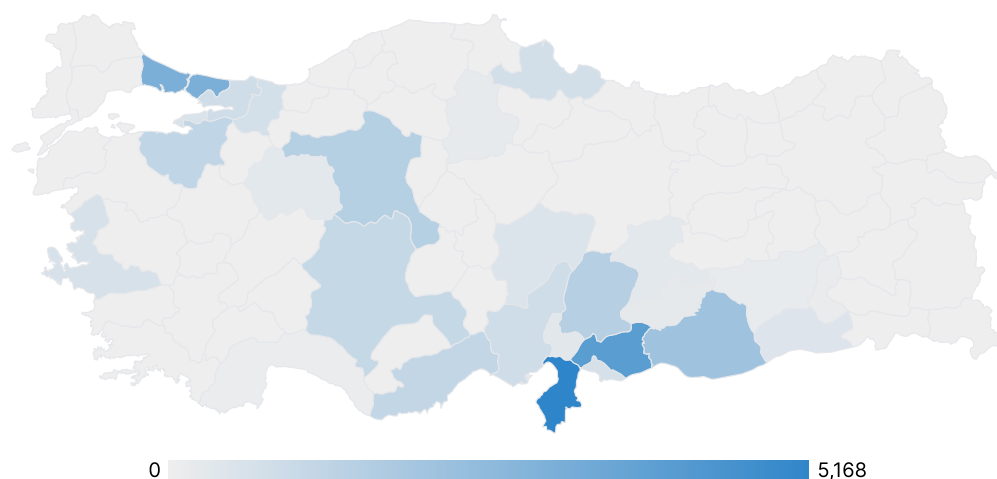
TRENDS

Indicator value over time



GEOGRAPHICAL DISTRIBUTION

Heat map



Top provinces

5,168	Hatay
4,002	Gaziantep
3,090	İstanbul
2,136	Şanlıurfa
1,549	Ankara
1,514	Kahramanmaraş
1,240	Bursa
1,203	Mersin
1,103	Konya
855	Kocaeli

DISTRIBUTION OF DATA

Gender

14,811 (50%)
Female

14,529 (50%)
Male

Nationality

13,570 (47%)
Syrian

12,075 (42%)
Host community

3,368 (12%)
Non-Syrian

327 not reported records

Degree/Diploma Level

15,911 (84%)
VTHS

1,991 (10%)
VEC

1,092 (6%)
Bachelors

15 (0%)
Masters

0 (0%)
PhD

10,331 not reported records

Priority area

Education



Output

2. Refugee students and socio-economically disadvantaged host community students (in the high-refugee-concentration provinces) receive the economic and logistical support necessary to attend school or university



EDUCATION

E-Ot.10 Number of refugee and host community students who received (Facility-supported) in-kind support necessary to attend education institutions

Indicator value

2,275,637

Q2/2022 (Cumulative)

Target

1,127,634

Baseline: 0

Achievement rate

202%

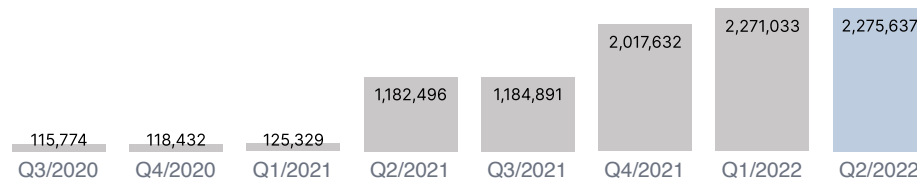


Change since last report

+258,005 ▲

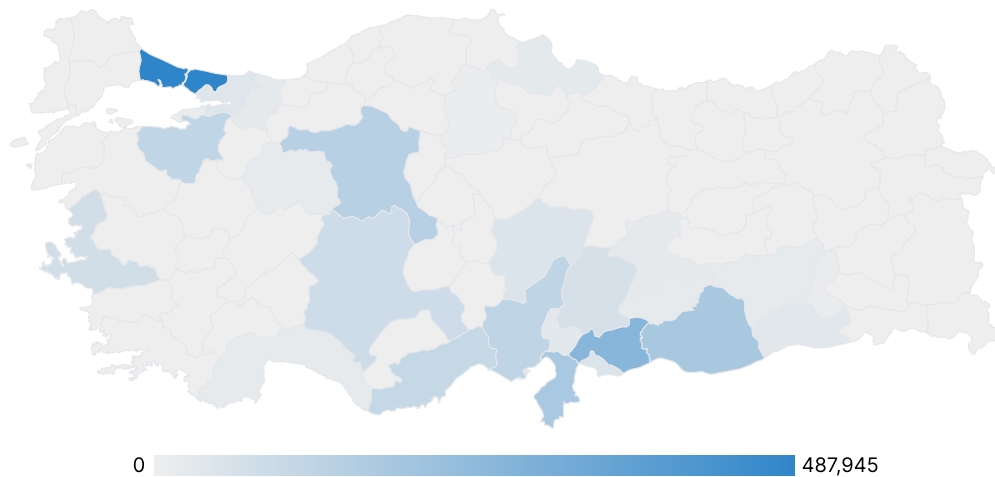
TRENDS

Indicator value over time



GEOGRAPHICAL DISTRIBUTION

Heat map



Top provinces

487,945	İstanbul
259,682	Gaziantep
178,306	Şanlıurfa
176,240	Hatay
141,571	Ankara
120,518	Adana
116,803	Bursa
104,263	Mersin
85,200	Konya
74,742	İzmir

DISTRIBUTION OF DATA

Gender

81,673 (51%)
Female

79,462 (49%)
Male

2,114,502 not reported records

Nationality

1,216,077 (54%)
Syrian

1,054,231 (46%)
Host community

39 (0%)
Non-Syrian

5,290 not reported records

Education Level

1,111,524 (49%)
Primary

785,360 (35%)
Lower Secondary

238,757 (10%)
Upper Secondary

108,400 (5%)
Pre-Primary

31,596 (1%)
PEC/Others

Priority area

Education



Output

2. Refugee students and socio-economically disadvantaged host community students (in the high-refugee-concentration provinces) receive the economic and logistical support necessary to attend school or university



EDUCATION

E-Ot.11 Number of students provided with (Facility-supported) transportation services to attend education institutions

Indicator value

27,631

Q2/2022 (Snapshot)

Target

0

Baseline: 0

Achievement rate

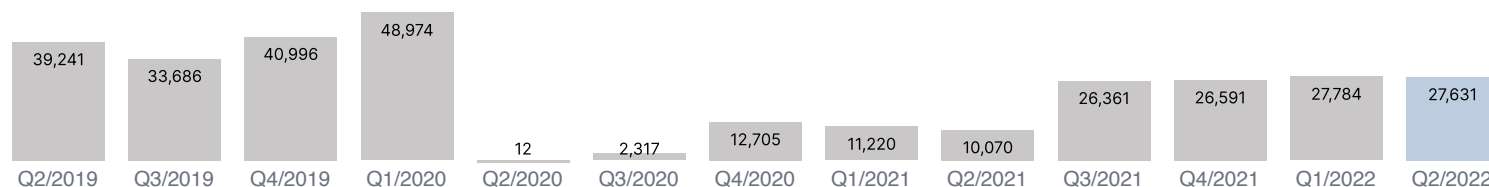
No target set

Change since last report

+1,040 ▲

TRENDS

Indicator value over time



GEOGRAPHICAL DISTRIBUTION

Heat map



0 6,825

Top provinces

6,825	İstanbul
5,555	Gaziantep
4,149	Kilis
4,124	Hatay
1,785	Şanlıurfa
1,214	Adıyaman
797	Ankara
691	Kahramanmaraş
559	Mardin
420	Mersin

DISTRIBUTION OF DATA

Gender

15,591 (56%)
Female
12,040 (44%)
Male

Nationality

22,175 (80%)
Syrian
5,456 (20%)
Host community
0 (0%)
Non-Syrian

Education Level

14,145 (51%)
Upper Secondary
6,829 (25%)
Primary
6,657 (24%)
Lower Secondary
0 (0%)
Pre-Primary
0 (0%)
PEC/Others

Priority area
Education



Output

3. Improved education system staffing level and quality in high-refugee-concentration provinces



EDUCATION

E-Ot.12 Number of education service personnel employed and/or remunerated with Facility support

Indicator value

15,961

Q2/2022 (Snapshot)

Target

0

Baseline: 0

Achievement rate

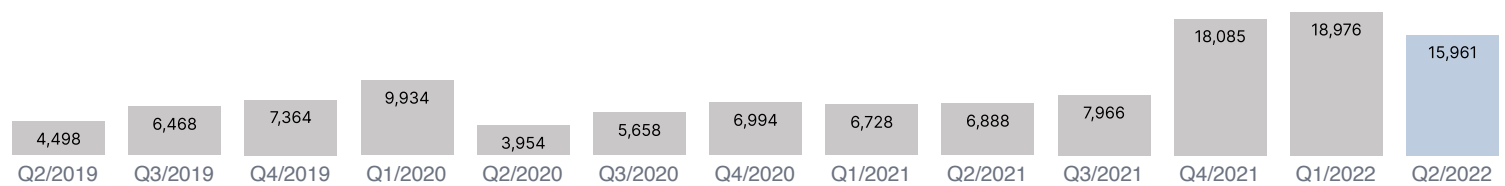
No target set

Change since last report

-2,124 ▼

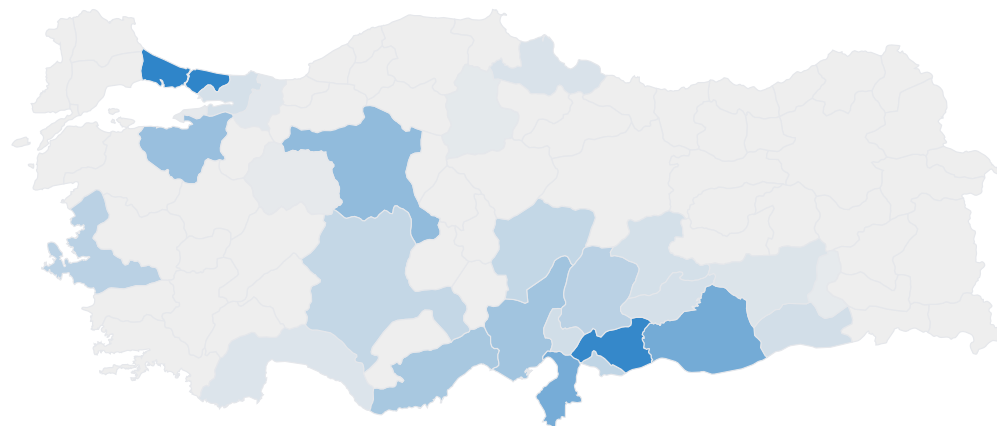
TRENDS

Indicator value over time



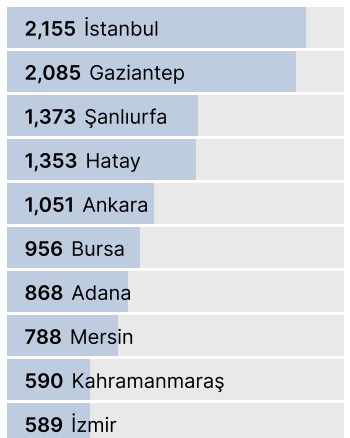
GEOGRAPHICAL DISTRIBUTION

Heat map



0 2,155

Top provinces



DISTRIBUTION OF DATA

Gender

8,578 (54%)
Male

7,383 (46%)
Female

Nationality

15,954 (100%)
Host community

7 (0%)
Syrian

0 (0%)
Non-Syrian

Personnel Category

11,360 (71%)
Teaching staff

4,601 (29%)
Support staff

Employment Type

8,022 (50%)
Remunerated

7,939 (50%)
Employed

Priority area
Education



Output

3. Improved education system staffing level and quality in high-refugee-concentration provinces



EDUCATION

E-Ot.13 Number of education service personnel trained with Facility support

Indicator value

200,282

Q2/2022 (Cumulative)

Target

211,889

Baseline: 0

Achievement rate

95%

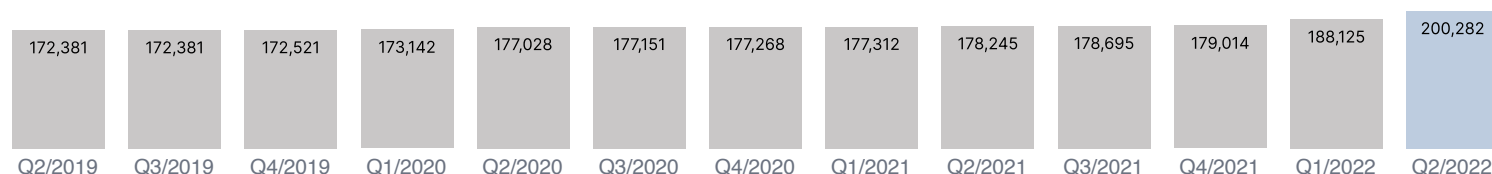


Change since last report

+21,268 ▲

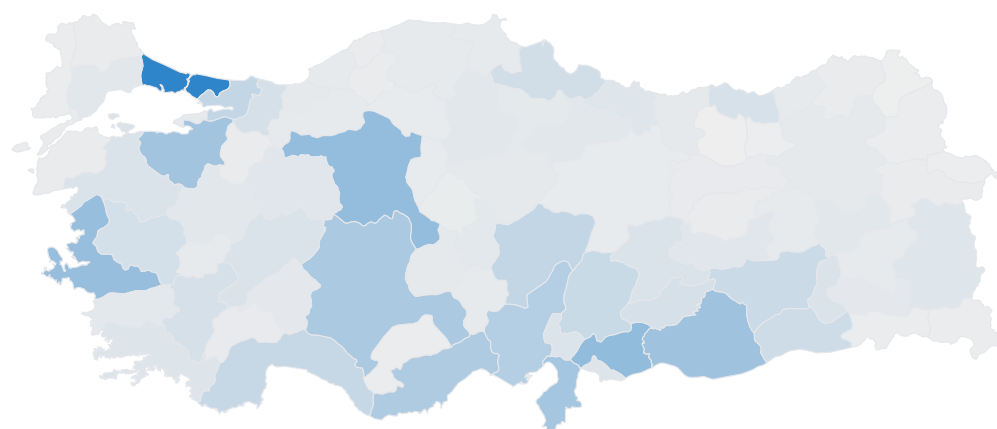
TRENDS

Indicator value over time



GEOGRAPHICAL DISTRIBUTION

Heat map



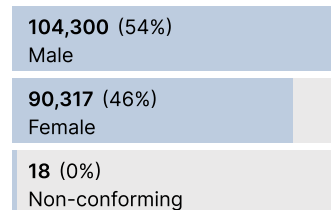
2 20,827

Top provinces

20,827	Istanbul
10,001	Gaziantep
9,809	Ankara
9,469	Izmir
8,648	Şanlıurfa
8,240	Bursa
8,002	Hatay
7,301	Konya
7,027	Mersin
6,362	Adana


DISTRIBUTION OF DATA

Gender



5,647 not reported records

Personnel Category



144,974 not reported records

Priority area

Education

**Output**

3. Improved education system staffing level and quality in high-refugee-concentration provinces

**EDUCATION**

E-Ot.14 Total number of 'person training days' provided to education service personnel with Facility support

Indicator value

178,001

Q2/2022 (Incremental)

Target

82,492

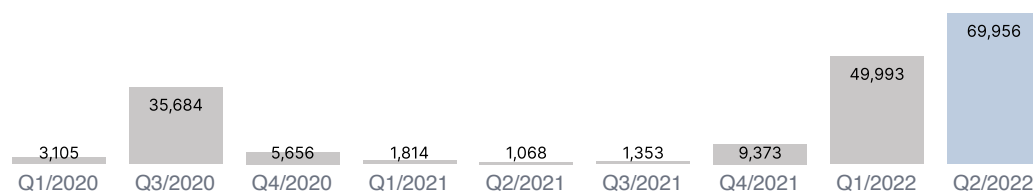
Baseline: 0

Achievement rate

216%

**Change since last report**

+119,949 ▲

TRENDS**Indicator value over time****DISTRIBUTION OF DATA****Personnel Category**

176719.5 (99%)

Teaching staff

1,281 (1%)

Support staff

Priority area

Education



EDUCATION

E-Ot.15 Number of educational facilities upgraded with Facility support

Output

4. Increased education system infrastructure capacity in high-refugee-concentration provinces

Indicator value

13,821

Q2/2022 (Cumulative)

Target

18,172

Baseline: 0

Achievement rate

76%




Change since last report

+775 ▲

TRENDS

Indicator value over time



GEOGRAPHICAL DISTRIBUTION

Heat map



0 2,822

Top provinces

2,822	Gaziantep
2,734	İstanbul
1,214	Hatay
1,033	Adana
921	Şanlıurfa
556	Ankara
541	Konya
524	Mersin
485	İzmir
447	Bursa

DISTRIBUTION OF DATA

Education Facility Type

7,770 (73%)	Primary
1,822 (17%)	Lower Secondary
846 (8%)	Upper Secondary
110 (1%)	VTHS
85 (1%)	PEC

36 not reported records

Education Type

12,744 (98%)	General/Formal
143 (1%)	Vocational/Formal
83 (1%)	Non-Formal

851 not reported records

Type of Upgrade

12,845 (99%)	Equipment
102 (1%)	Multiple
23 (0%)	Infrastructure
0 (0%)	Vehicle

Priority area
Education



Output

4. Increased education system infrastructure capacity in high-refugee-concentration provinces



EDUCATION

E-Ot.16 Number of new educational facilities constructed with Facility support

Indicator value

132

Q1/2022 (Incremental)


Target

411

Baseline: 0

Achievement rate

32%




Change since last report

+1 ▲

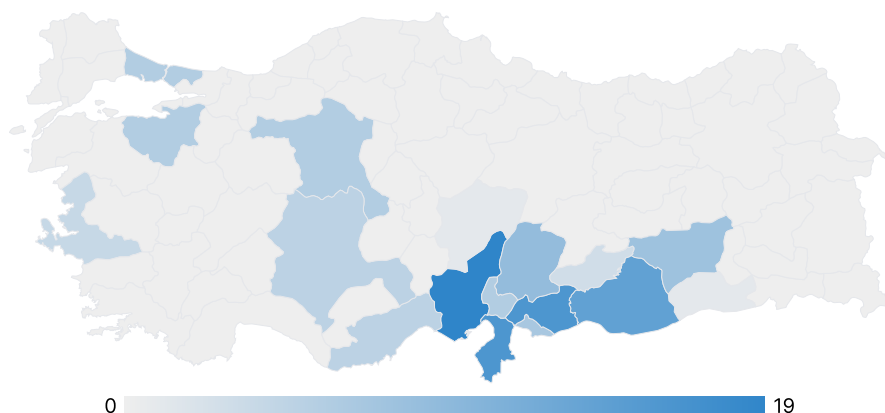
TRENDS

Indicator value over time



GEOGRAPHICAL DISTRIBUTION

Heat map




Top provinces


19	Adana
16	Gaziantep
16	Hatay
14	Şanlıurfa
9	Kahramanmaraş
8	Diyarbakır
7	Kilis
6	Ankara
6	Bursa
6	İstanbul

DISTRIBUTION OF DATA

Education Facility Type



Structure Type



Priority area
Education



Output

4. Increased education system infrastructure capacity in high-refugee-concentration provinces



EDUCATION

E-Ot.17 Average completion level of (Facility-supported) educational facilities construction projects

Indicator value

51

Q2/2022 (Snapshot)

Target

100

Baseline: 0

Achievement rate

51%




Change since last report

+2 ▲

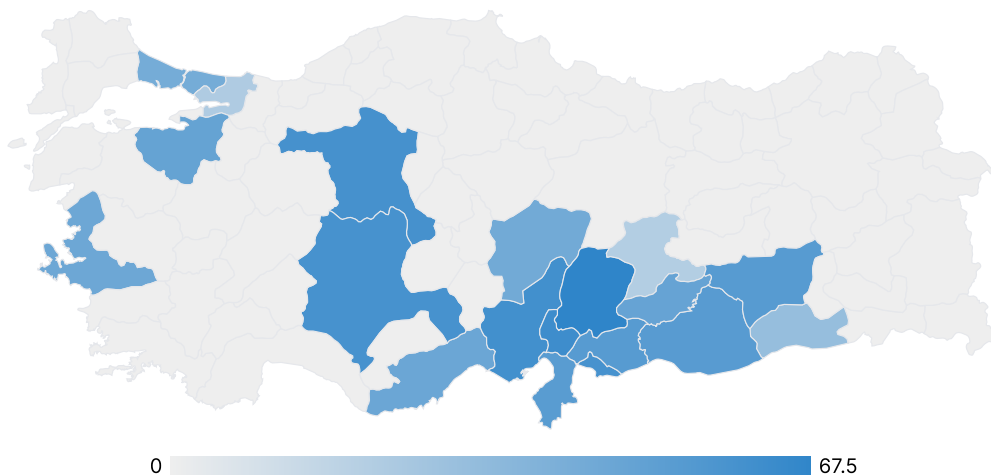
TRENDS

Indicator value over time



GEOGRAPHICAL DISTRIBUTION

Heat map



Top provinces

67.5	Kahramanmaraş
62.1	Osmaniye
60.7	Adana
59.5	Ankara
59.1	Kilis
59	Konya
53.3	Diyarbakır
53.3	Gaziantep
53.2	Şanlıurfa
52.5	Hatay



Health



INTERMEDIATE
OUTCOME 1

**Increased
availability and
accessibility
of quality
healthcare
services**



INTERMEDIATE
OUTCOME 2

**Improved
refugee health
literacy and
behaviour**



OUTPUT 1

**Quality services
delivered through
supported PHC
facilities**



OUTPUT 2

**Quality services
delivered through
supported SHC
facilities**



OUTPUT 3

**Improved
health
staff level
and quality**



OUTPUT 4

**Increased
health
infrastructure
capacity**



OUTPUT 5

**Increased
refugee awareness
and knowledge
on health care
and services**

Priority area

Health



Long Term Outcome

Refugees and host communities access and receive quality healthcare services in the public health system



HEALTH

H-Oc.01 Proportion of reproductive age refugee women expressing an unmet need for reproductive health services

Indicator value

36.9

Q3/2020 (Snapshot)

Target

20

Baseline: 45.5

Achievement rate

54%



Change since last report

-

Priority area

Health



Long Term Outcome

Refugees and host communities access and receive quality healthcare services in the public health system



HEALTH

H-Oc.02 Number of refugee infants (0-2 years) born in Türkiye who have completed the (national calendar) vaccination programme

Indicator value

151,967

Q2/2022 (Incremental)

Target

250,000

Baseline: 51,158

Achievement rate

61%

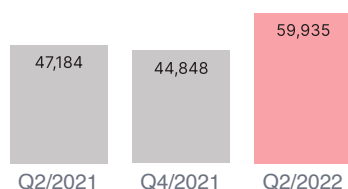


Change since last report

+59,935 ▲

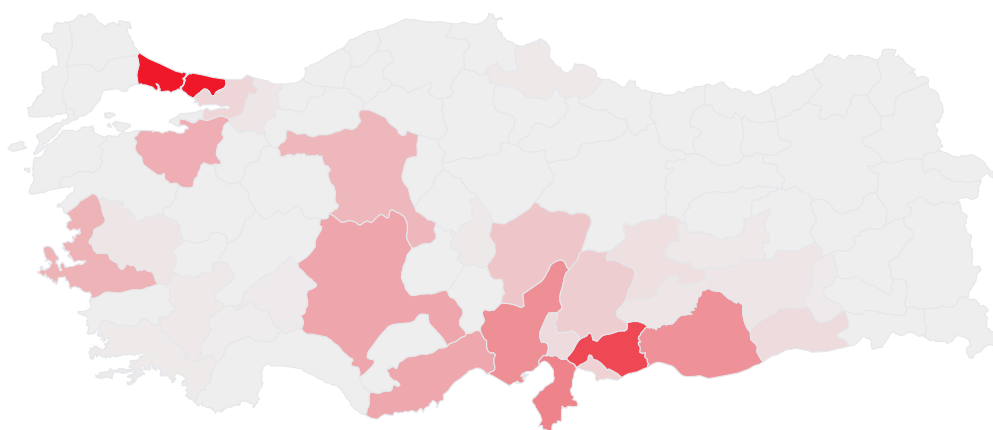
TRENDS

Indicator value over time



GEOGRAPHICAL DISTRIBUTION

Heat map



0 25,997

Top provinces

25,997	İstanbul
20,224	Gaziantep
13,059	Hatay
11,684	Adana
11,321	Şanlıurfa
8,832	Konya
8,615	Mersin
7,779	Bursa
7,202	İzmir
6,727	Ankara

Priority area

Health



Long Term Outcome

Refugees and host communities access and receive quality healthcare services in the public health system



HEALTH

H-Oc.03 Percentage of health service users expressing satisfaction with the quality of service they received

Indicator value

81

Q3/2020 (Snapshot)

Target

76

Baseline: 72

Achievement rate

107%



Change since last report

-

Priority area

Health



Intermediate Outcome

1. Increased availability and accessibility of quality healthcare services in high-refugee-concentration provinces



HEALTH

H-Oc.04 Average number of refugees per Migrant Health Unit (MHU)

Indicator value

4,336

Q4/2021 (Snapshot)

Target

3,500

Baseline: 34,100

Achievement rate

81%




Change since last report

-

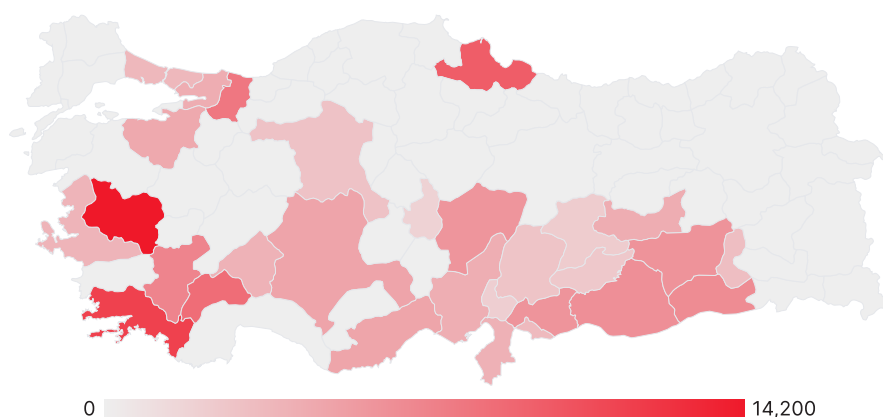
TRENDS

Indicator value over time



GEOGRAPHICAL DISTRIBUTION

Heat map



Top provinces

14,200	Manisa
11,506	Muğla
9,646	Samsun
8,548	Burdur
7871.5	Sakarya
7002.5	Denizli
6532.5	Mardin
6289.7	Şanlıurfa
6052.5	Diyarbakır
5983	Gaziantep

Priority area
Health



Intermediate Outcome

1. Increased availability and accessibility of quality healthcare services in high-refugee-concentration provinces



HEALTH

H-Oc.05 Number of doctors per 10,000 population

Indicator value

22.1

Q4/2021 (Snapshot)

Target

21

Baseline: 18.2

Achievement rate

105%



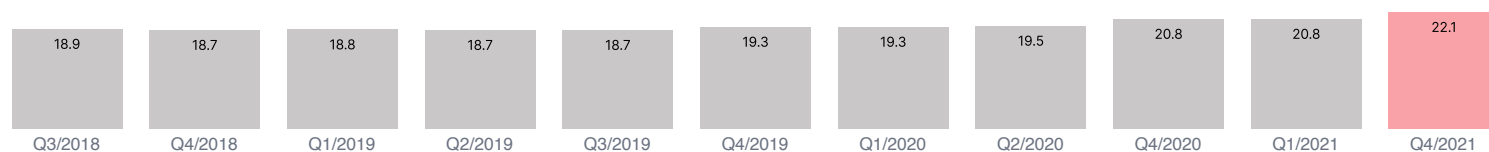
Change since last report

-



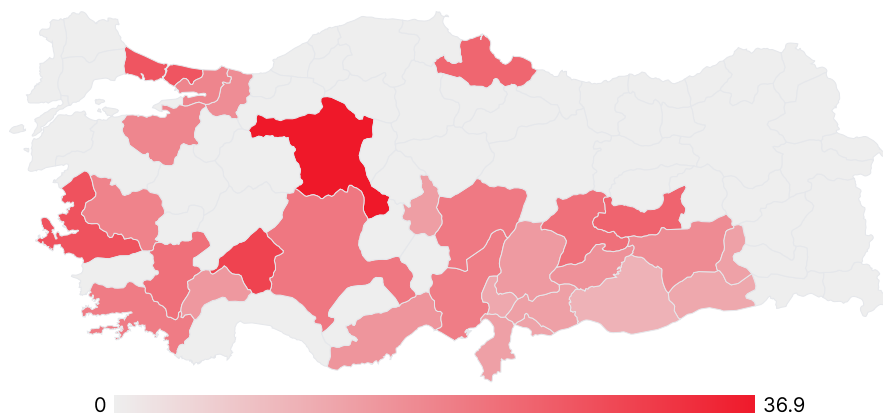
TRENDS

Indicator value over time

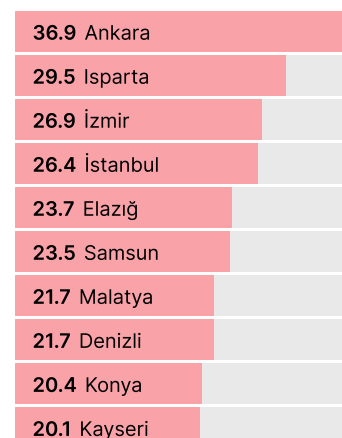


GEOGRAPHICAL DISTRIBUTION

Heat map



Top provinces



Priority area
Health



Intermediate Outcome

1. Increased availability and accessibility of quality healthcare services in high-refugee-concentration provinces



HEALTH

H-Oc.06 Number of hospital beds per 10,000 population

Indicator value

28.7

Q4/2021 (Snapshot)

Target

30

Baseline: 25.9

Achievement rate

96%

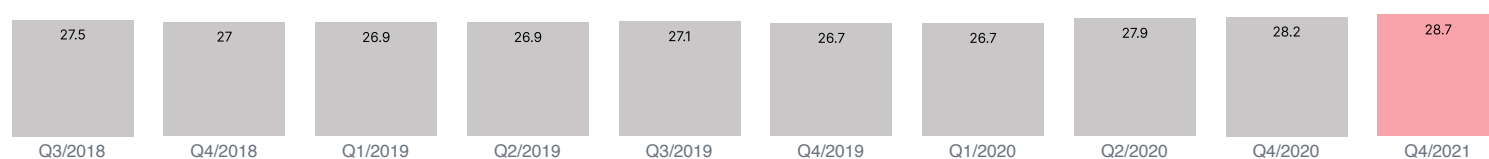


Change since last report

-

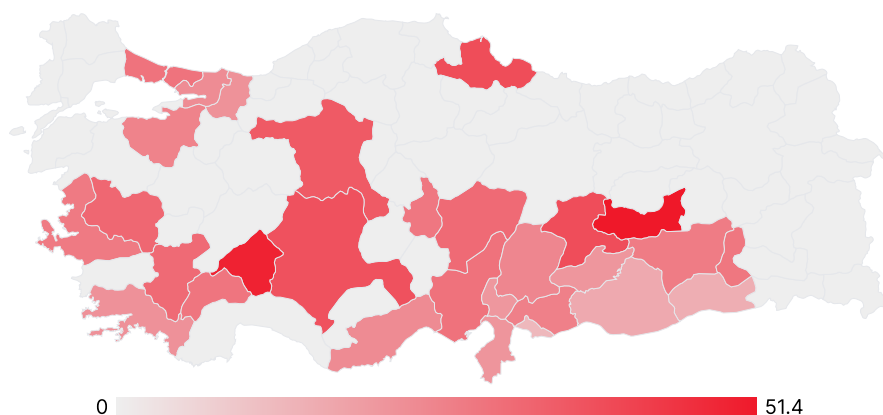
TRENDS

Indicator value over time

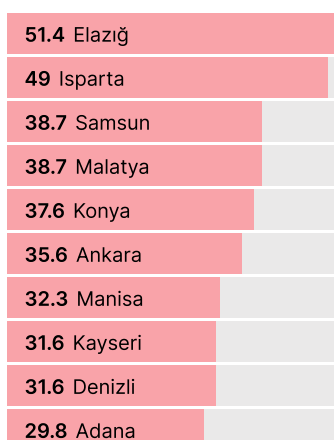


GEOGRAPHICAL DISTRIBUTION

Heat map



Top provinces



Priority area
Health



Intermediate Outcome

1. Increased availability and accessibility of quality healthcare services in high-refugee-concentration provinces



HEALTH

H-Oc.08 Percentage of post-partum refugee women who received at least one Postnatal Care (PNC) consultation

Indicator value

58.4

Q3/2020 (Snapshot)

Target

75

Baseline: 38.8

Achievement rate

78%



Change since last report

-

Priority area
Health



Intermediate Outcome

2. Improved health literacy and health-seeking behaviours of refugees



HEALTH

H-Oc.09 Percentage of refugees who demonstrate an adequate level of health literacy

Indicator value

23.7

Q3/2020 (Snapshot)

Target

40

Baseline: 18.4

Achievement rate

59%



Change since last report

-

DISTRIBUTION OF DATA

Gender

26 (55%)
Male

20.9 (45%)
Female

Priority area
Health



Intermediate Outcome

2. Improved health literacy and health-seeking behaviours of refugees



HEALTH

H-Oc.10 Percentage of refugees who report improved health-seeking behavior

Indicator value

37.7

Q3/2020 (Snapshot)

Target

45

Baseline: 37

Achievement rate

84%



Change since last report

-

Priority area
Health



HEALTH

Output

1. Quality healthcare services are delivered through Facility-supported primary level healthcare facilities



H-Ot.01 Number of Facility-supported Migrant Health Centres (MHCs)

Indicator value

188

Q2/2022 (Snapshot)

Target

190

Baseline: 0

Achievement rate

99%




Change since last report

+7 ▲

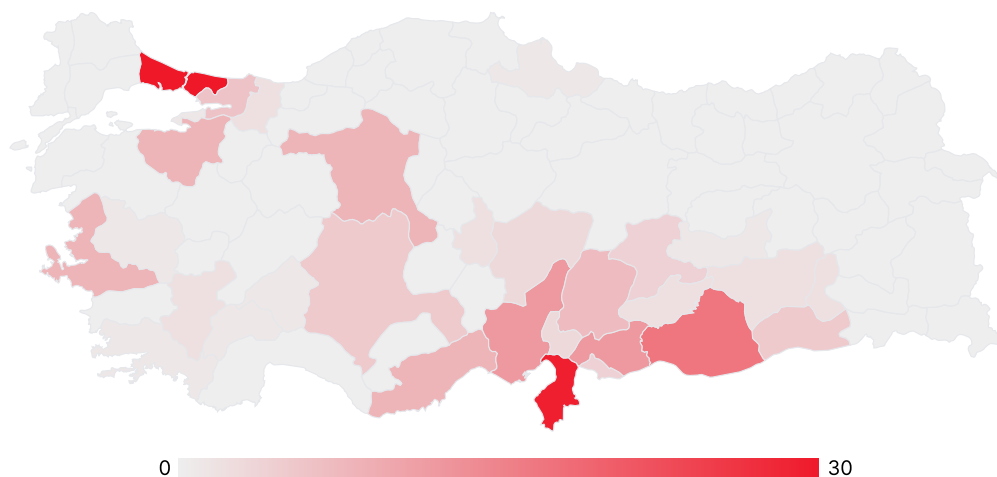
TRENDS

Indicator value over time



GEOGRAPHICAL DISTRIBUTION

Heat map



Top provinces

30	İstanbul
29	Hatay
17	Şanlıurfa
12	Adana
12	Gaziantep
8	Ankara
8	Bursa
8	İzmir
8	Mersin
7	Kahramanmaraş

DISTRIBUTION OF DATA

MHC Type

137 (73%)
Standard

51 (27%)
Extended

Priority area
Health



Output

1. Quality healthcare services are delivered through Facility-supported primary level healthcare facilities



HEALTH

H-Ot.02 Number of Facility-supported Migrant Health Units (MHUs)

Indicator value

842

Q2/2022 (Snapshot)

Target

900

Baseline: 0

Achievement rate

94%




Change since last report

+20 ▲

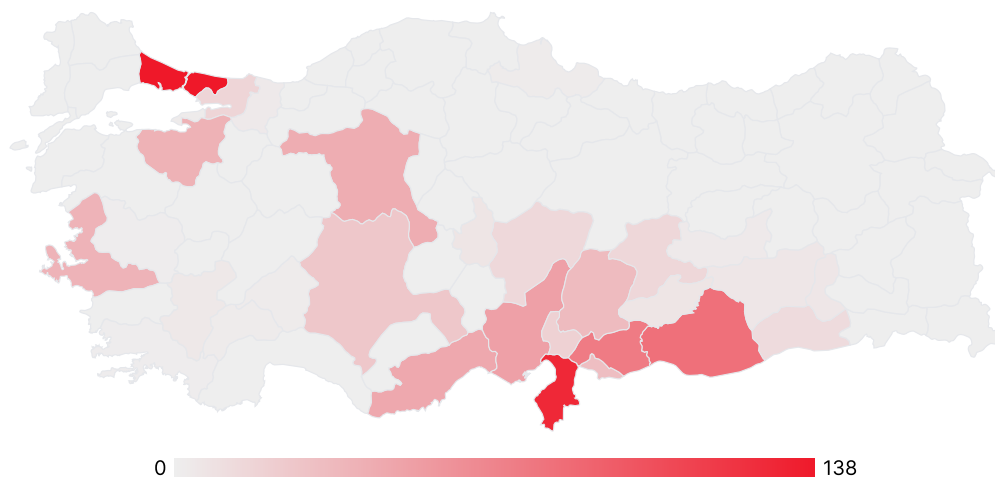
TRENDS

Indicator value over time



GEOGRAPHICAL DISTRIBUTION

Heat map



Top provinces

138	İstanbul
128	Hatay
81	Şanlıurfa
74	Gaziantep
50	Adana
45	Mersin
42	Ankara
39	Bursa
38	İzmir
33	Kahramanmaraş

Priority area

Health



Output

1. Quality healthcare services are delivered through Facility-supported primary level healthcare facilities



HEALTH

H-Ot.03 Number of consultations provided to refugees at Facility supported primary level healthcare facilities

Indicator value

26,248,115

Q2/2022 (Incremental)

Target

34,413,871

Baseline: 0

Achievement rate

76%

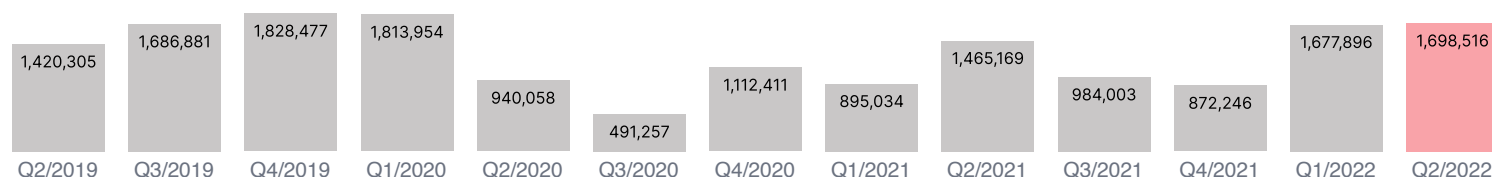


Change since last report

+3,376,412 ▲

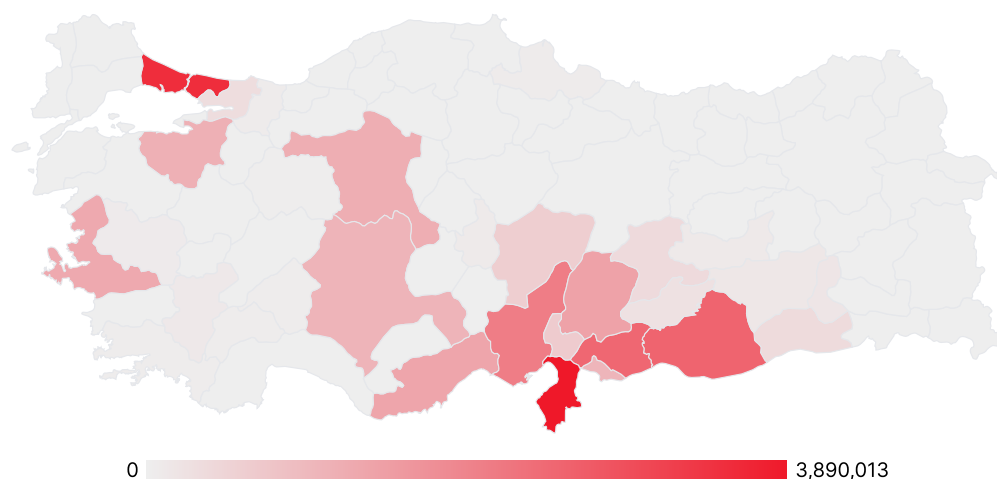
TRENDS

Indicator value over time



GEOGRAPHICAL DISTRIBUTION

Heat map



Top provinces

3,890,013	Hatay
3,506,529	İstanbul
2,511,573	Şanlıurfa
2,456,653	Gaziantep
2,054,138	Adana
1,377,379	Kahramanmaraş
1,323,703	Mersin
1,252,108	İzmir
1,169,029	Ankara
1,118,032	Bursa

DISTRIBUTION OF DATA

Gender

17,081,461 (65%)

Female

9,024,137 (35%)

Male

142,517 not reported records

Nationality

25,811,005 (99%)

Syrian

230,306 (1%)

Non-Syrian

0 (0%)

Host community

206,804 not reported records

Age

11,379,586 (44%)

18-49

8,968,105 (35%)

0-4

3,540,883 (14%)

5-17

1,904,091 (7%)

50+

455,450 not reported records

PHC Service Type

20,969,235 (83%)

General medical healthcare

4,109,567 (16%)

SRH

190,467 (1%)

Other

84,024 (0%)

MHPSS

1,574 (0%)

Paediatric healthcare

893,248 not reported records

Priority area
Health



Output

1. Quality healthcare services are delivered through Facility-supported primary level healthcare facilities



HEALTH

H-Ot.04 Total number of vaccinations (doses) provided to refugee children with Facility support

Indicator value

7,256,792

Q2/2022 (Incremental)

Target

0

Baseline: 0

Achievement rate

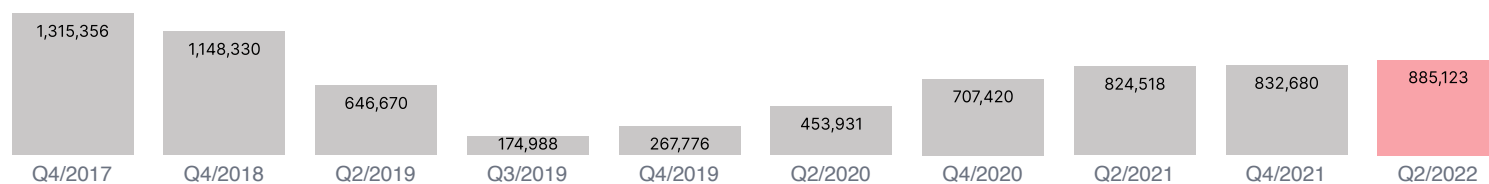
No target set

Change since last report

+885,123 ▲

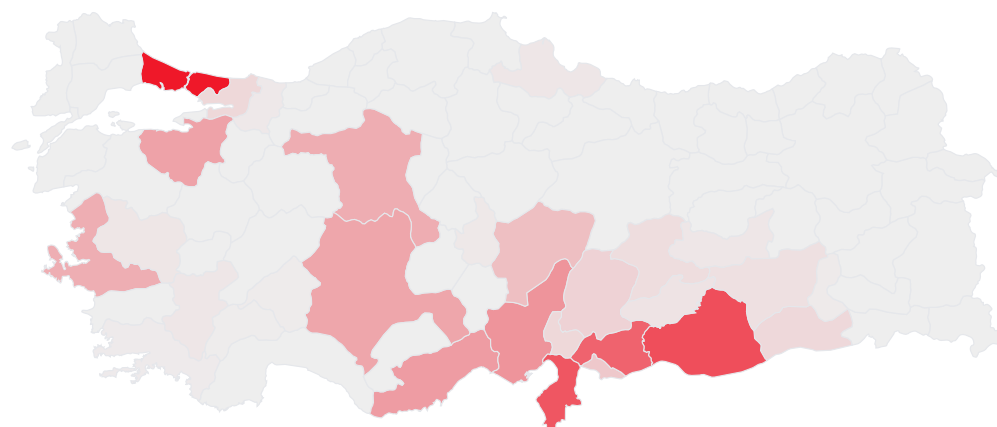
TRENDS

Indicator value over time



GEOGRAPHICAL DISTRIBUTION

Heat map



0 1,114,149

Top provinces

1,114,149	İstanbul
832,522	Şanlıurfa
790,909	Hatay
725,371	Gaziantep
469,924	Adana
425,761	Mersin
398,066	Bursa
376,415	Konya
337,089	Ankara
334,637	İzmir

Priority area

Health



Output

2. Quality healthcare services are delivered through Facility-supported secondary level healthcare facilities



HEALTH

H-Ot.05 Number of consultations provided to refugees at Facility supported secondary level healthcare facilities

Indicator value

47,753,813

Q2/2022 (Incremental)

Target

65,447,487

Baseline: 0

Achievement rate

73%




Change since last report

+4,483,545 ▲

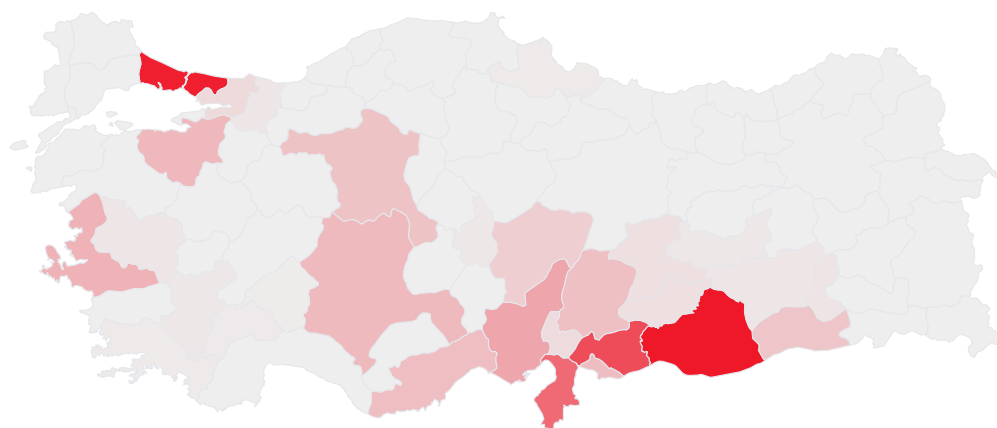
TRENDS

Indicator value over time



GEOGRAPHICAL DISTRIBUTION

Heat map



0 7,553,039

Top provinces

7,553,039	Şanlıurfa
7,307,625	İstanbul
5,717,885	Gaziantep
4,649,752	Hatay
2,586,473	Adana
2,122,470	İzmir
1,901,178	Bursa
1,833,424	Konya
1,734,584	Kilis
1,703,966	Mersin

DISTRIBUTION OF DATA

Gender

25,471,940 (53%)
Female

22,216,065 (47%)
Male

65,808 not reported records

Nationality

46,748,031 (98%)
Syrian

921,637 (2%)
Non-Syrian

84,145 not reported records

Age

6,258,081 (48%)
18-49

3,024,805 (23%)
0-4

2,163,104 (17%)
5-17

1,489,556 (12%)
50+

34,818,267 not reported records

Priority area
Health



Output

2. Quality healthcare services are delivered through Facility-supported secondary level healthcare facilities



HEALTH

H-Ot.06 Number of refugees treated as in-patients in hospitals

Indicator value

89,195

Q2/2022 (Snapshot)

Target

0

Baseline: 0

Achievement rate

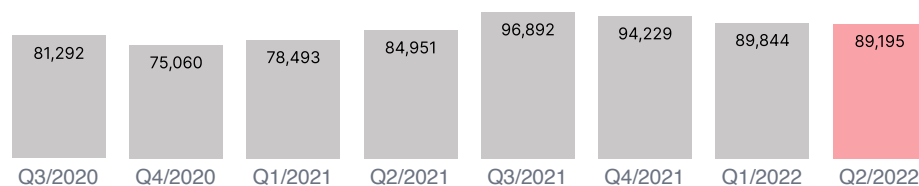
No target set

Change since last report

-5,034 ▼

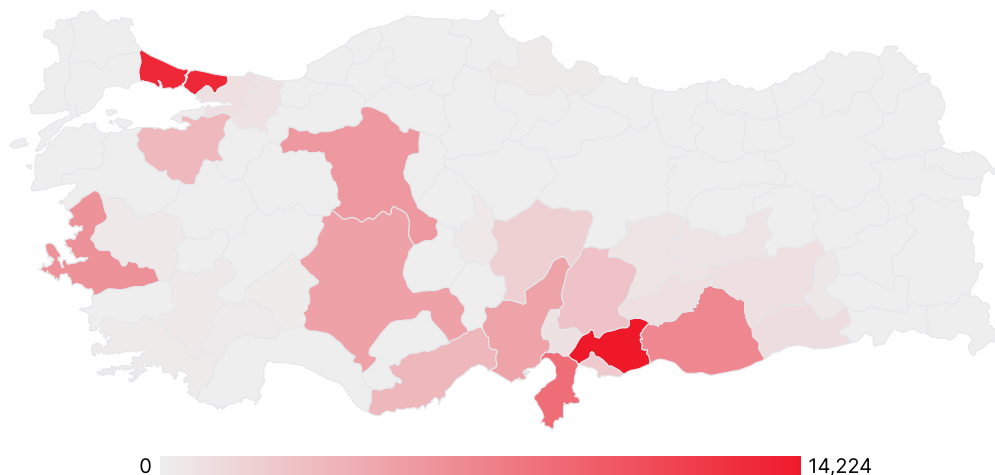
TRENDS

Indicator value over time



GEOGRAPHICAL DISTRIBUTION

Heat map



Top provinces

14,224	Gaziantep
13,193	İstanbul
8,596	Hatay
6,843	Şanlıurfa
6,087	İzmir
5,702	Ankara
5,066	Konya
4,959	Adana
3,670	Mersin
3,561	Bursa

DISTRIBUTION OF DATA

Nationality

85,922 (96%)
Syrian

3,273 (4%)
Non-Syrian

Priority area
Health



Output

3. Improved healthcare staffing level and quality in high-refugee-concentration provinces



HEALTH

H-Ot.07 Number of healthcare service staff employed with Facility support

Indicator value

4,152

Q2/2022 (Snapshot)

Target

0

Baseline: 0

Achievement rate

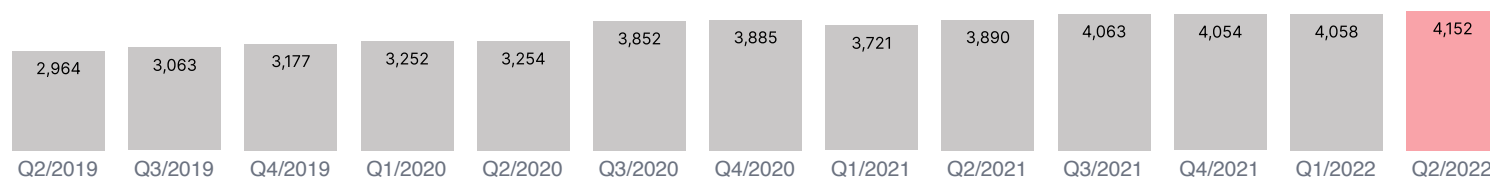
No target set

Change since last report

+98 ▲

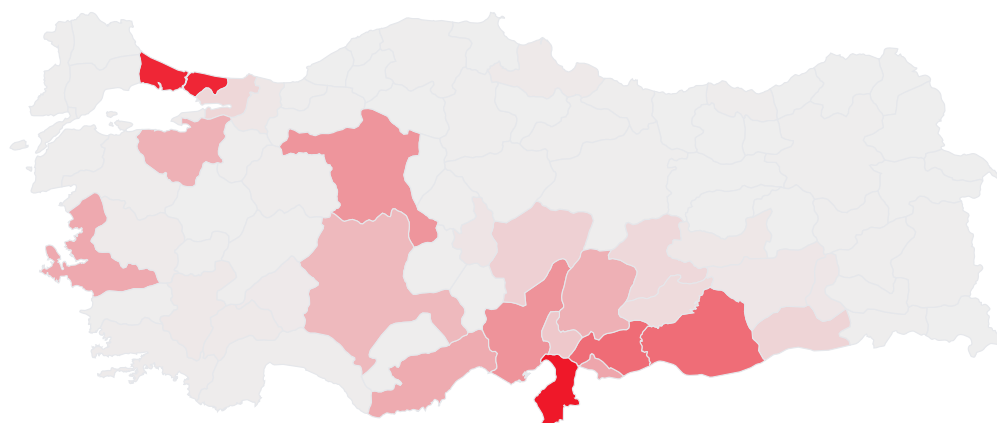
TRENDS

Indicator value over time



GEOGRAPHICAL DISTRIBUTION

Heat map



0 593

Top provinces

593	Hatay
555	İstanbul
360	Gaziantep
357	Şanlıurfa
253	Adana
246	Ankara
200	Kilis
191	İzmir
187	Mersin
171	Kahramanmaraş

DISTRIBUTION OF DATA

Gender

2,608 (63%)
Male
1,544 (37%)
Female

Nationality

3,106 (75%)
Syrian
877 (21%)
Host community
169 (4%)
Non-Syrian

Personnel Category

1,744 (42%)
Auxiliary staff
1,577 (38%)
Paramedical staff
831 (20%)
Doctors

Employer

4,012 (97%)
MoH
140 (3%)
NGO

Priority area

Health



HEALTH

Output

3. Improved healthcare staffing level and quality in high-refugee-concentration provinces



H-Ot.08 Number of healthcare service staff trained with Facility support

Indicator value

12,211

Q2/2022 (Cumulative)

Target

15,081

Baseline: 0

Achievement rate

81%

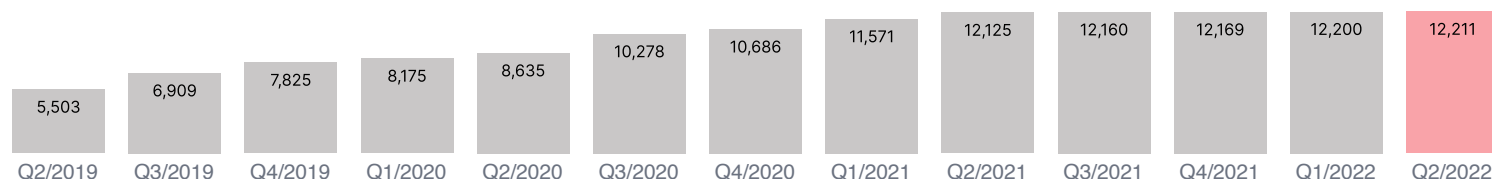


Change since last report

+42 ▲

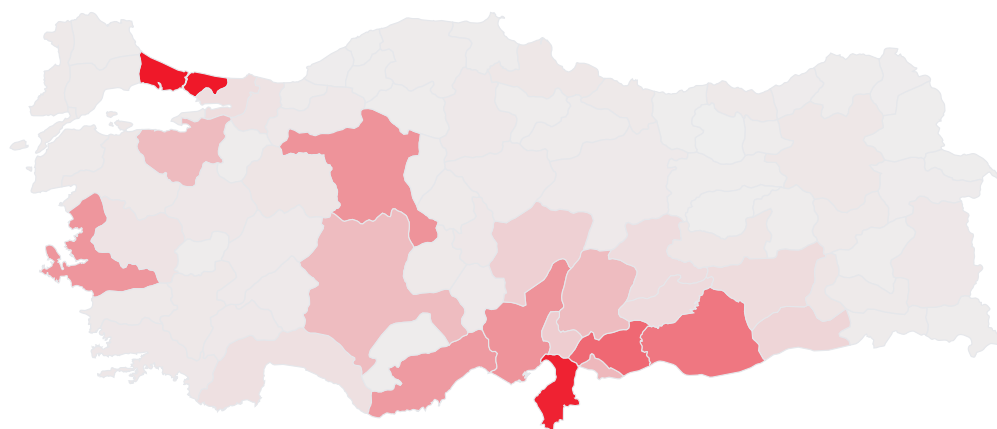
TRENDS

Indicator value over time



GEOGRAPHICAL DISTRIBUTION

Heat map



0 1,203

Top provinces

1,203	İstanbul
1,145	Hatay
752	Gaziantep
667	Şanlıurfa
514	Adana
511	Ankara
492	İzmir
471	Mersin
306	Kilis
286	Bursa

DISTRIBUTION OF DATA

Gender

5,493 (57%)
Male

4,093 (43%)
Female

2,625 not reported records

Nationality

5,136 (55%)
Host community

4,114 (44%)
Syrian

93 (1%)
Non-Syrian

2,868 not reported records

Personnel Category

3,765 (40%)
Paramedical staff

2,834 (30%)
Auxiliary staff

2,744 (29%)
Doctors

2,868 not reported records

Type of Healthcare Training

9,205 (96%)
In-service training

381 (4%)
Pre-employment training

2,625 not reported records

Priority area
Health

Output
3. Improved healthcare staffing level and quality in high-refugee-concentration provinces

HEALTH
H-Ot.09 Total number of ‘person training days’ provided to healthcare service staff with Facility support

Indicator value
94,469
Q2/2022 (Incremental)

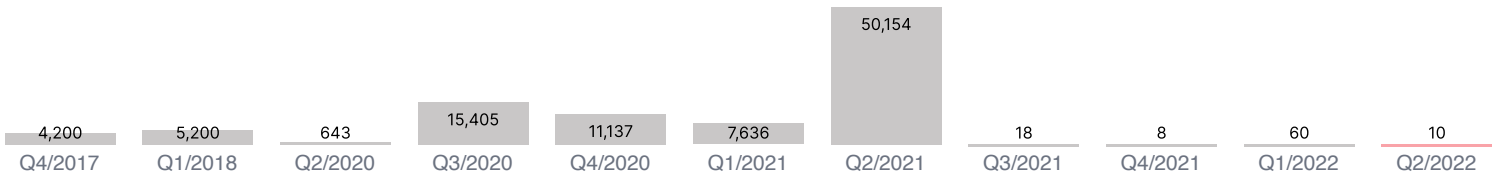
Target
107,140
Baseline: 0

Achievement rate
88%

Change since last report
+70 ▲

TRENDS

Indicator value over time



DISTRIBUTION OF DATA

Personnel Category	Type of Healthcare Training
55,285 (59%) Paramedical staff	84132.5 (89%) In-service training
30673.5 (32%) Doctors	10,336 (11%) Pre-employment training
8,510 (9%) Auxiliary staff	

Priority area
Health



HEALTH

Output

4. Increased healthcare service infrastructure capacity in high-refugee-concentration provinces



H-Ot.11 Number of new healthcare facilities constructed with Facility support

Indicator value

1

Q2/2022 (Incremental)


Target

67

Baseline: 0

Achievement rate

1%



Change since last report

-

TRENDS

Indicator value over time



Q2/2022

GEOGRAPHICAL DISTRIBUTION

Heat map



0 1

Top provinces

1 Hatay

DISTRIBUTION OF DATA

Healthcare Facility Type

1 (100%)
MoH-SHC

0 (0%)
MoH-PHC

0 (0%)
NGO-operated

Priority area
Health



HEALTH

Output

4. Increased healthcare service infrastructure capacity in high-refugee-concentration provinces



H-Ot.12 Number of healthcare facilities upgraded with Facility support

Indicator value

548

Q2/2022 (Cumulative)

Target

884

Baseline: 0

Achievement rate

62%

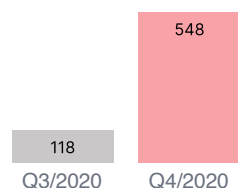


Change since last report

0

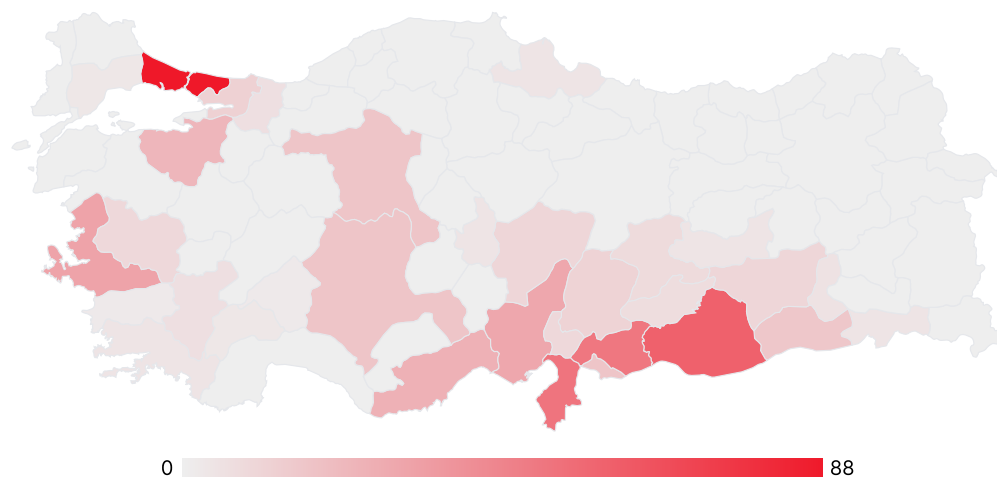
TRENDS

Indicator value over time



GEOGRAPHICAL DISTRIBUTION

Heat map



Top provinces

88	İstanbul
58	Şanlıurfa
50	Hatay
49	Gaziantep
31	İzmir
29	Adana
25	Mersin
23	Bursa
17	Ankara
17	Kilis

DISTRIBUTION OF DATA

Healthcare Facility Type

543 (99%)	MoH-SHC
5 (1%)	MoH-PHC
0 (0%)	NGO-operated

Type of Upgrade

430 (78%)	Vehicle
113 (21%)	Equipment
5 (1%)	Multiple
0 (0%)	Infrastructure

Priority area
Health



Output

4. Increased healthcare service infrastructure capacity in high-refugee-concentration provinces



HEALTH

H-Ot.13 Average completion level of (Facility-supported) healthcare facility construction projects

Indicator value

19

Q2/2022 (Snapshot)

Target

100

Baseline: 0

Achievement rate

19%

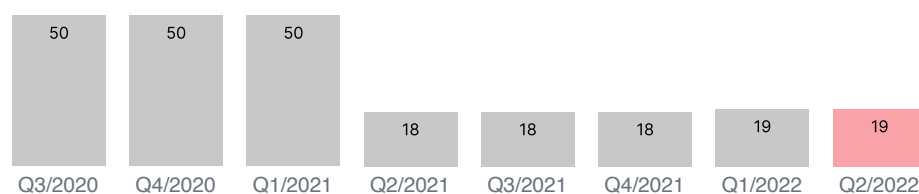


Change since last report

+1 ▲

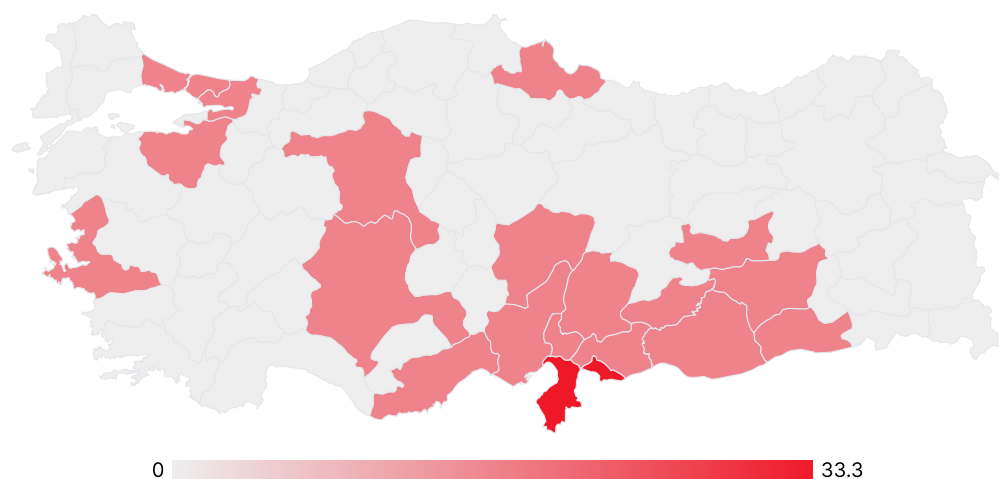
TRENDS

Indicator value over time



GEOGRAPHICAL DISTRIBUTION

Heat map



Top provinces

33.3	Hatay
33.3	Kilis
16.7	Adana
16.7	Adıyaman
16.7	Ankara
16.7	Bursa
16.7	Diyarbakır
16.7	Elazığ
16.7	Gaziantep
16.7	İstanbul

Priority area

Health



Output

5. Increased level of refugees' awareness and knowledge relating to health-seeking behaviour and local healthcare provision



HEALTH

H-Ot.14 Number of refugees reached through outreach activities with Facility support

Indicator value

312,777

Q2/2022 (Incremental)

Target

266,371

Baseline: 0

Achievement rate

117%

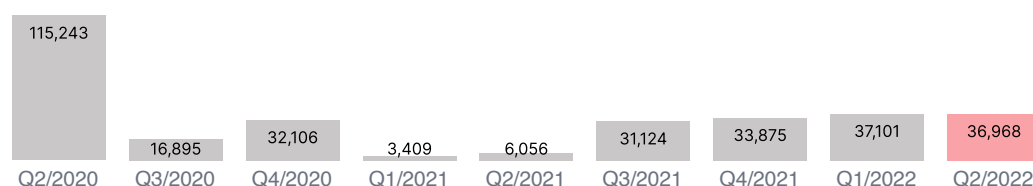


Change since last report

+74,069 ▲

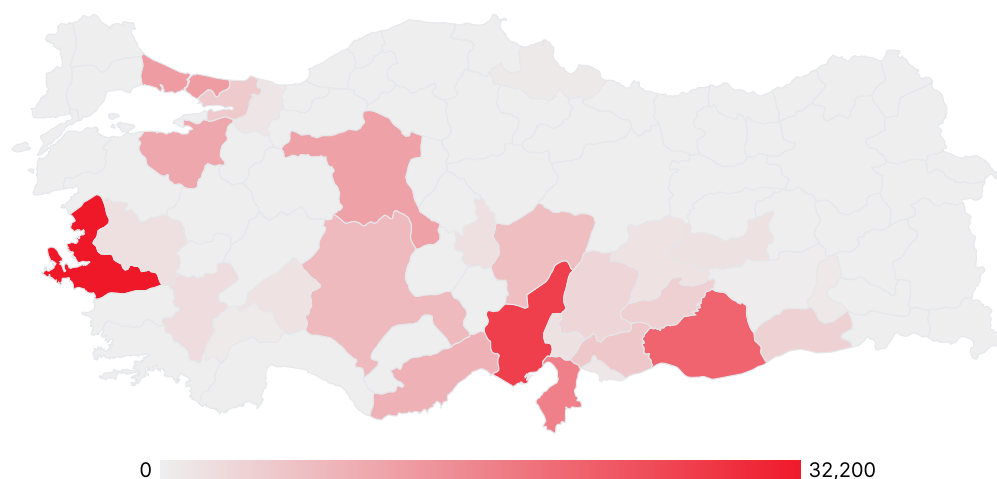
TRENDS

Indicator value over time



GEOGRAPHICAL DISTRIBUTION

Heat map



Top provinces

32,200	İzmir
26,336	Adana
20,709	Şanlıurfa
16,500	Hatay
12,435	İstanbul
11,385	Ankara
10,608	Bursa
9,143	Mersin
7,787	Konya
7,297	Kayseri

DISTRIBUTION OF DATA

Gender

189,590 (61%)
Female

123,187 (39%)
Male

Refugee Category

190754.7 (97%)
Syrian

6779.3 (3%)
Non-Syrian

115,243 not reported records



Protection



INTERMEDIATE
OUTCOME 1

**Increased
access of
vulnerable
persons to
protection and
other services**



OUTPUT 1

**Increased
awareness of
refugees of their
rights, obligations,
and of protection
and other services**



OUTPUT 2

**Vulnerable
refugees identified
and referred to
relevant services**



OUTPUT 3

**Protection services
provided to
vulnerable
refugees**



OUTPUT 4

**Increased GoT
capacity to deliver
protection and
social assistance
services to refugees/
vulnerable persons**

Priority area

Protection



Intermediate Outcome

Increased access to quality protection, social, and other services for refugees and other vulnerable persons



PROTECTION

P-Oc.02 Number of refugee registration record updates conducted

Indicator value

5,633,584

Q2/2022 (Incremental)

Target

5,114,195

Baseline: 1,766,250

Achievement rate

110%

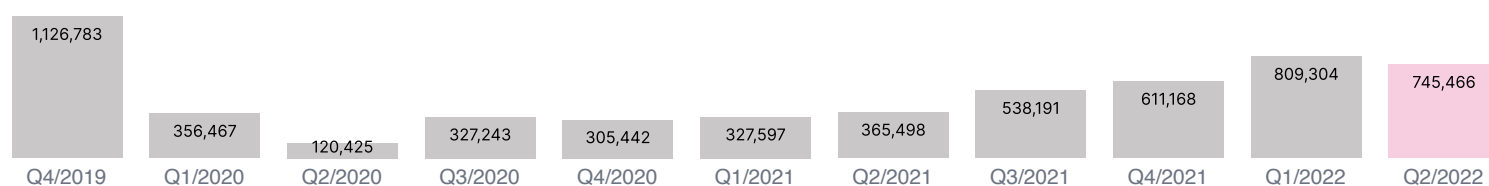


Change since last report

+1,554,770 ▲

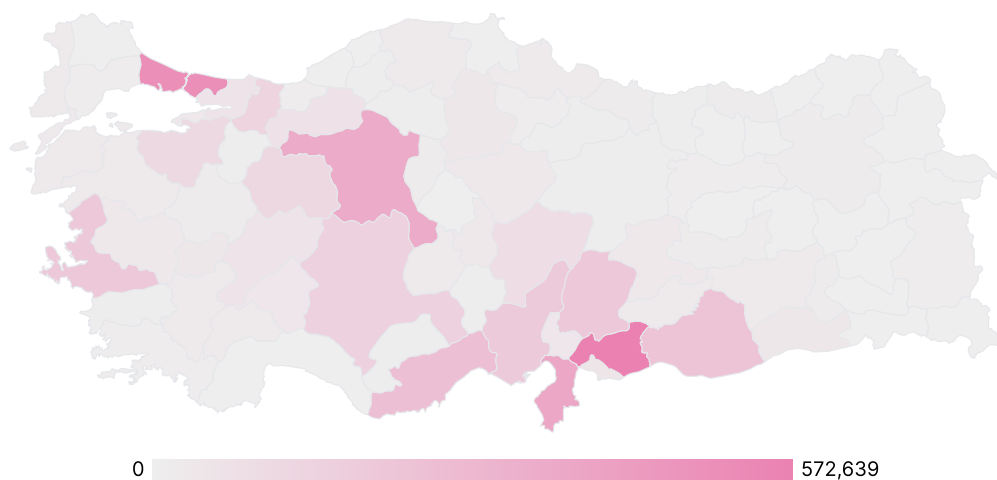
TRENDS

Indicator value over time



GEOGRAPHICAL DISTRIBUTION

Heat map



Top provinces

572,639	Gaziantep
503,215	İstanbul
373,782	Hatay
353,328	Ankara
245,399	Mersin
220,652	Şanlıurfa
200,425	Kahramanmaraş
198,924	İzmir
188,362	Adana
154,807	Konya

DISTRIBUTION OF DATA

Nationality

3,579,074 (79%)

Syrian

927,727 (21%)

Non-Syrian

1,126,783 not reported records

Priority area

Protection



Intermediate Outcome

Increased access to quality protection, social, and other services for refugees and other vulnerable persons



PROTECTION

P-Oc.04 Percentage of refugees reporting being satisfied with the protection services they received

Indicator value

91

Q2/2022 (Snapshot)

Target

80

Baseline: 0

Achievement rate

114%




Change since last report

+2.8 ▲



TRENDS

Indicator value over time



GEOGRAPHICAL DISTRIBUTION

Heat map



0 98

Top provinces

98	Mardin
95.9	Diyarbakır
91.7	Balıkesir
88.3	İstanbul
83.8	Van
83.6	İzmir

DISTRIBUTION OF DATA

Gender



Nationality



Priority area

Protection



Output

1. Increased level of awareness of refugees of their rights and obligations and the availability of protection, social and other services



PROTECTION

P-Ot.01 Number of individuals who participated in (Facility-supported) information provision and awareness raising activities

Indicator value

1,402,852

Q2/2022 (Incremental)

Target

1,406,159

Baseline: 0

Achievement rate

100%

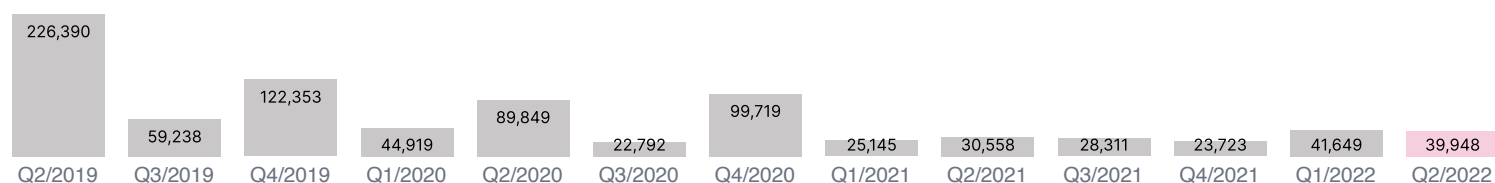


Change since last report

+81,597 ▲

TRENDS

Indicator value over time



GEOGRAPHICAL DISTRIBUTION

Heat map



0 577,838

Top provinces

577,838	Ankara
139,914	İstanbul
133,839	Şanlıurfa
87,901	Gaziantep
66,866	Mardin
61,370	Adana
36,037	İzmir
33,345	Mersin
33,111	Kilis
27,446	Hatay

DISTRIBUTION OF DATA

Gender

816,464 (59%)
Female

565,858 (41%)
Male

23 (0%)
Non-conforming

20,507 not reported records

Nationality

1,207,420 (90%)
Syrian

128,768 (10%)
Non-Syrian

0 (0%)
Host community

66,664 not reported records

Age

689,116 (84%)
18+

127,924 (16%)
0-17

585,812 not reported records

Type of Awareness

299,392 (69%)
Social services/entitlements

89,366 (21%)
Legal rights/responsibilities

26,494 (6%)
Psycho-education

19,170 (4%)
Mine risk education

0 (0%)
Other

Priority area

Protection



Output

2. Vulnerable refugees are identified, assessed, and referred to relevant protection, social and other services



PROTECTION

P-Ot.03 Number of identified and assessed individuals with Facility support

Indicator value

3,425,472

Q2/2022 (Incremental)

Target

3,205,105

Baseline: 0

Achievement rate

107%




Change since last report

+173,187 ▲

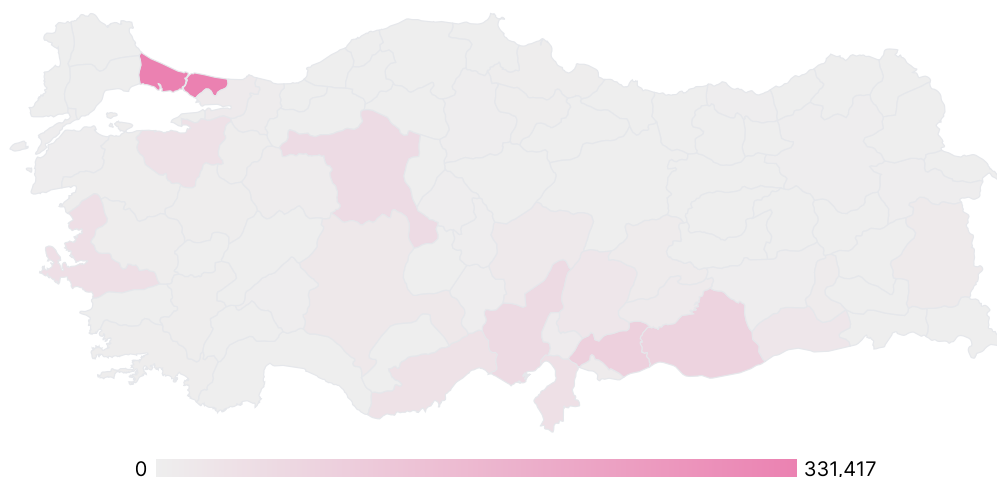
TRENDS

Indicator value over time



GEOGRAPHICAL DISTRIBUTION

Heat map



Top provinces

331,417	İstanbul
91,319	Gaziantep
81,876	Şanlıurfa
59,737	Adana
56,525	Ankara
44,878	İzmir
43,938	Hatay
39,057	Bursa
35,852	Mersin
23,471	Mardin

DISTRIBUTION OF DATA

Gender

532,792 (53%)

Female

475,746 (47%)

Male

665 (0%)

Non-conforming

195,216 not reported records

Nationality

1,063,097 (90%)

Syrian

124,281 (10%)

Non-Syrian

0 (0%)

Host community

17,043 not reported records

Age

397,319 (58%)

18+

286,888 (42%)

0-17

520,214 not reported records

Sector of Referral

218,998 (31%)

Protection

152,436 (21%)

Education

121,600 (17%)

Social assistance

120,862 (17%)

Health

100,641 (14%)

Other

489,884 not reported records

Priority area

Protection



Output

2. Vulnerable refugees are identified, assessed, and referred to relevant protection, social and other services



PROTECTION

P-Ot.04 Number of referrals made to external services with Facility support

Indicator value

1,204,421

Q2/2022 (Incremental)

Target

1,647,608

Baseline: 0

Achievement rate

73%

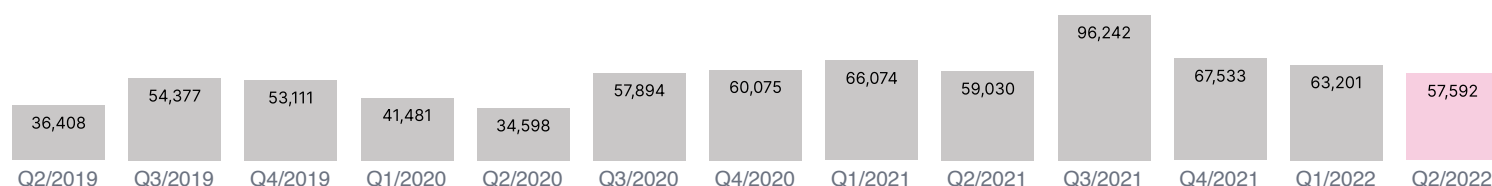


Change since last report

+120,793 ▲

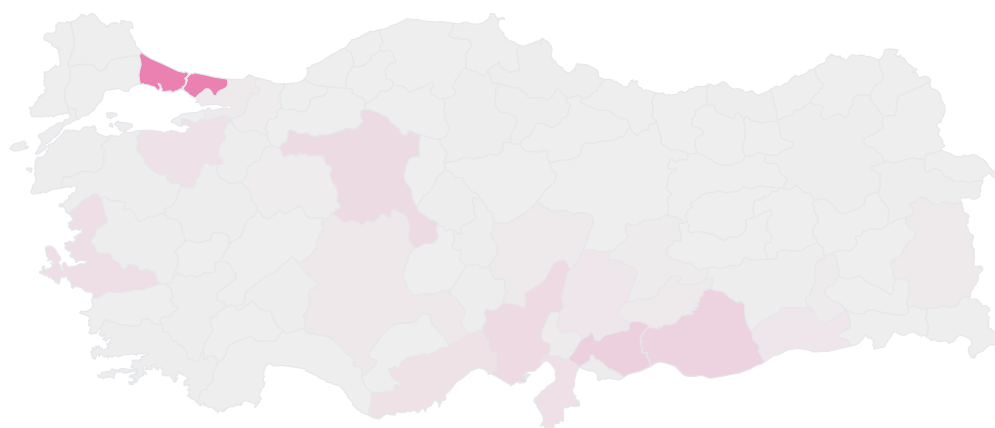
TRENDS

Indicator value over time



GEOGRAPHICAL DISTRIBUTION

Heat map



0 331,417

Top provinces

331,417	İstanbul
91,319	Gaziantep
81,876	Şanlıurfa
59,737	Adana
56,525	Ankara
44,878	İzmir
43,938	Hatay
39,057	Bursa
35,852	Mersin
23,471	Mardin

DISTRIBUTION OF DATA

Gender

532,792 (53%)

Female

475,746 (47%)

Male

665 (0%)

Non-conforming

195,216 not reported records

Nationality

1,063,097 (90%)

Syrian

124,281 (10%)

Non-Syrian

0 (0%)

Host community

17,043 not reported records

Age

397,319 (58%)

18+

286,888 (42%)

0-17

520,214 not reported records

Sector of Referral

218,998 (31%)

Protection

152,436 (21%)

Education

121,600 (17%)

Social assistance

120,862 (17%)

Health

100,641 (14%)

Other

489,884 not reported records

Priority area

Protection



Output

2. Vulnerable refugees are identified, assessed, and referred to relevant protection, social and other services



PROTECTION

P-Ot.05 Number of individuals referred to relevant external (specialised) services with Facility support

Indicator value

1,013,681

Q2/2022 (Cumulative)

Target

1,362,528

Baseline: 0

Achievement rate

74%

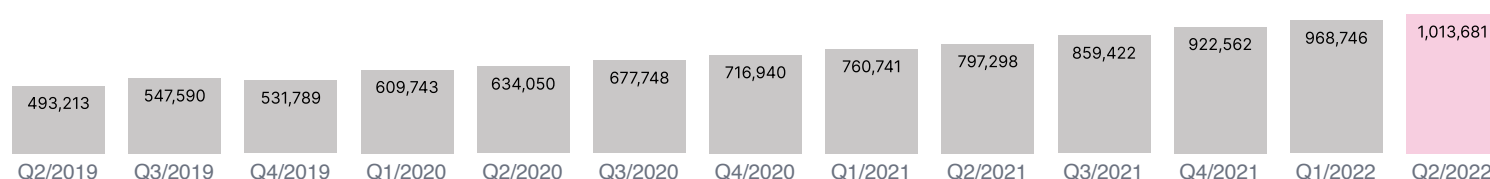


Change since last report

+91,119 ▲

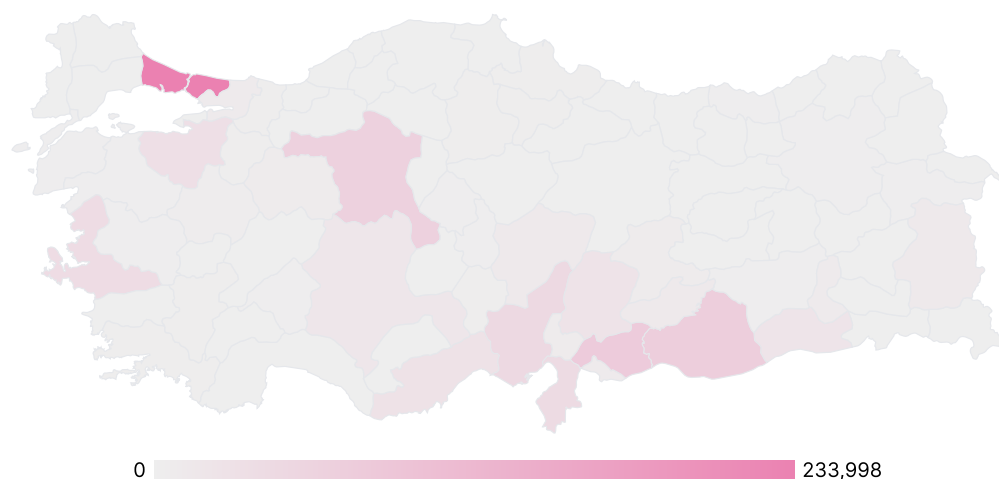
TRENDS

Indicator value over time



GEOGRAPHICAL DISTRIBUTION

Heat map



Top provinces

233,998	Istanbul
74,151	Gaziantep
68,507	Şanlıurfa
61,831	Ankara
44,291	Adana
40,305	Hatay
38,403	İzmir
32,176	Bursa
26,379	Mersin
22,560	Kahramanmaraş

DISTRIBUTION OF DATA

Gender

451,871 (54%)

Female

384,319 (46%)

Male

3,019 (0%)

Non-conforming

174,472 not reported records

Nationality

900,165 (90%)

Syrian

99,306 (10%)

Non-Syrian

0 (0%)

Host community

14,210 not reported records

Age

288,214 (57%)

18+

218,542 (43%)

0-17

506,925 not reported records

Priority area

Protection



Output

3. Protection services are provided to vulnerable refugees according to their needs



PROTECTION

P-Ot.06 Number of protection services provided with Facility support

Indicator value

4,182,870

Q2/2022 (Incremental)

Target

3,873,522

Baseline: 0

Achievement rate

108%

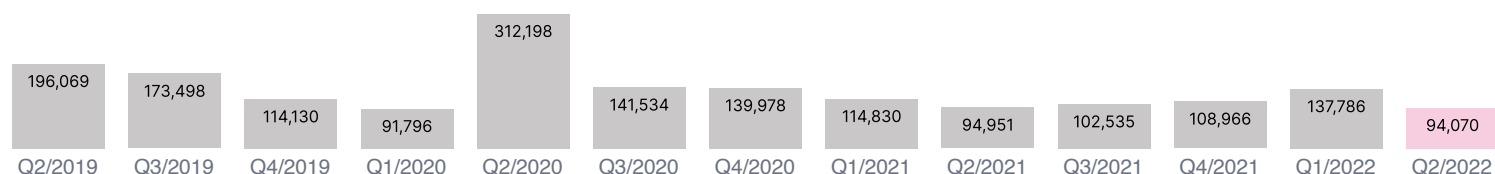


Change since last report

+231,856 ▲

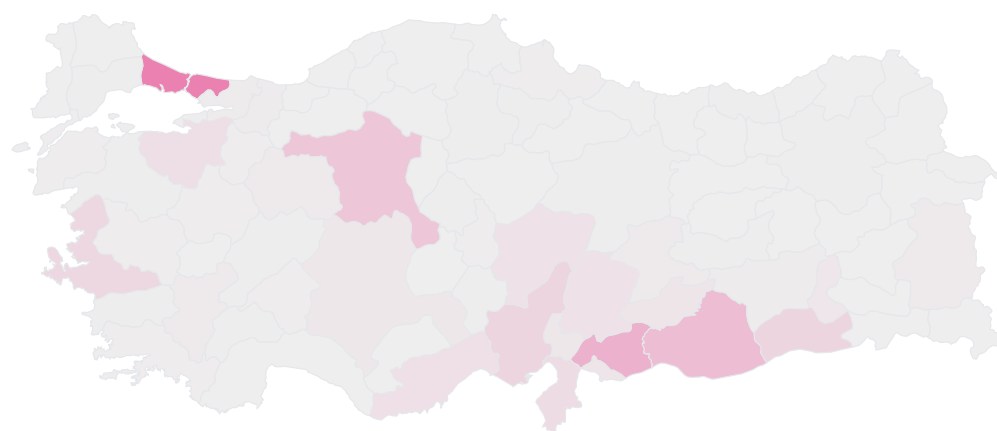
TRENDS

Indicator value over time



GEOGRAPHICAL DISTRIBUTION

Heat map



0 876,369

Top provinces

876,369	İstanbul
490,773	Gaziantep
381,986	Şanlıurfa
311,214	Ankara
204,567	Mardin
197,637	Adana
186,783	İzmir
143,473	Hatay
126,280	Bursa
112,823	Mersin

DISTRIBUTION OF DATA

Gender

1,487,109 (56%)
Female

1,176,044 (44%)
Male

1,874 (0%)
Non-conforming

1,517,760 not reported records

Nationality

3,426,783 (86%)
Syrian

570,802 (14%)
Non-Syrian

0 (0%)
Host community

185,209 not reported records

Age

1,519,490 (68%)
18+

718,686 (32%)
0-17

1,944,618 not reported records

Type of Service Session

681,637 (54%)
Other

275,824 (22%)
Information counselling

147,242 (12%)
Legal assistance/counselling

96,019 (8%)
Individual PSS

49,811 (4%)
Group PSS

2,919,892 not reported records

Priority area

Protection



Output

3. Protection services are provided to vulnerable refugees according to their needs



PROTECTION

P-Ot.07 Number of individuals who benefited from (Facility-funded) protection services

Indicator value

2,475,504

Q2/2022 (Cumulative)

Target

3,306,585

Baseline: 0

Achievement rate

75%

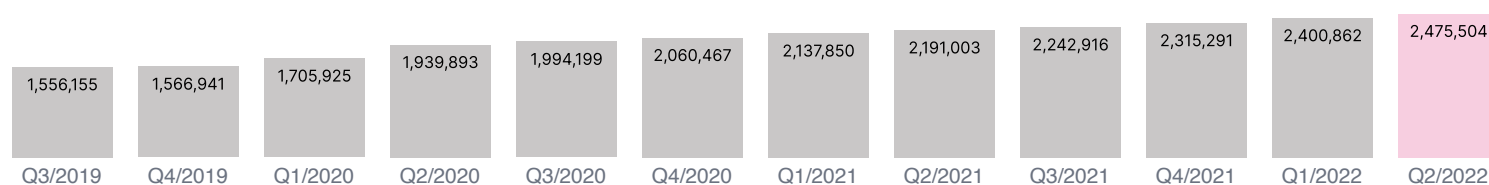


Change since last report

+160,213 ▲

TRENDS

Indicator value over time



GEOGRAPHICAL DISTRIBUTION

Heat map



0 313,208

Top provinces

313,208	İstanbul
58,956	Gaziantep
41,839	Şanlıurfa
33,797	Adana
33,697	Ankara
29,426	Hatay
28,333	İzmir
17,901	Mersin
16,575	Mardin
15,336	Bursa

DISTRIBUTION OF DATA

Gender

502,132 (55%)
Female

415,121 (45%)
Male

1,159 (0%)
Non-conforming

1,557,092 not reported records

Nationality

639,194 (86%)
Syrian

106,829 (14%)
Non-Syrian

0 (0%)
Host community

1,729,481 not reported records

Age

534,520 (72%)
18+

210,793 (28%)
0-17

1,730,191 not reported records

Priority area

Protection



Output

4. GoT institutions are supported to strengthen their capacity to deliver social assistance and protection services to refugees and other vulnerable persons



PROTECTION

P-Ot.08 Number of social services and migration management staff employed with Facility support

Indicator value

649

Q2/2022 (Snapshot)

Target

649

Baseline: 0

Achievement rate

100%

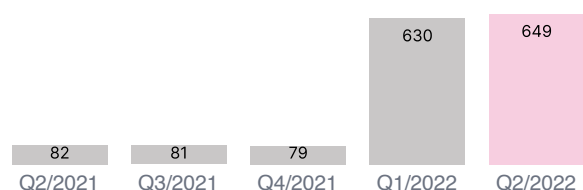


Change since last report

+570 ▲

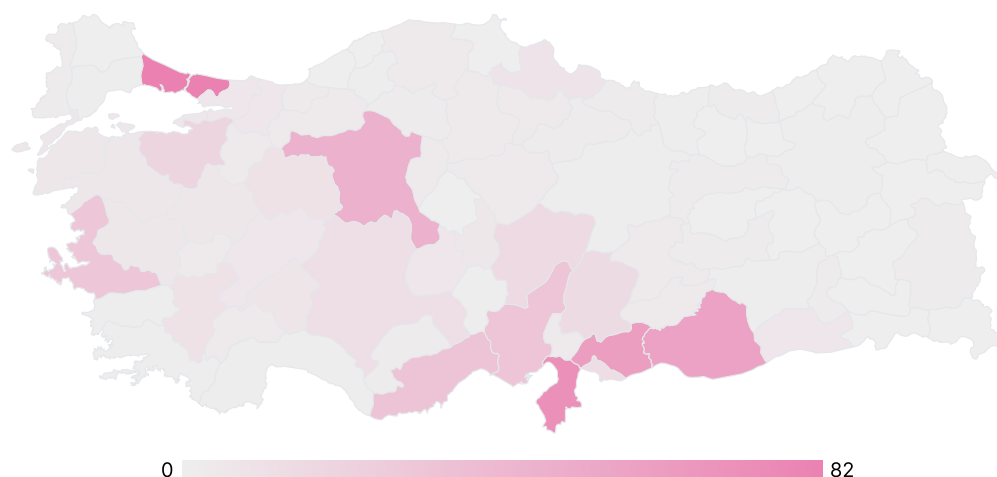
TRENDS

Indicator value over time



GEOGRAPHICAL DISTRIBUTION

Heat map



Top provinces

82	İstanbul
71	Hatay
60	Gaziantep
57	Şanlıurfa
46	Ankara
32	Mersin
31	Adana
30	İzmir
19	Bursa
15	Kayseri

DISTRIBUTION OF DATA

Gender

397 (61%)
Male

252 (39%)
Female

Nationality

643 (99%)
Host community

6 (1%)
Non-Syrian

0 (0%)
Syrian

Institution

573 (88%)
DGMM

76 (12%)
MoFLSS

0 (0%)
Other

Personnel Category

397 (61%)
Interviewer

92 (14%)
Protection desk officers

84 (13%)
Other

51 (8%)
Social worker

25 (4%)
Interpreter

Priority area
Protection



Output

4. GoT institutions are supported to strengthen their capacity to deliver social assistance and protection services to refugees and other vulnerable persons



PROTECTION

P-Ot.09 Number of Social Service facilities upgraded with Facility support

Indicator value

30

Q2/2022 (Cumulative)


Target

75

Baseline: 0

Achievement rate

40%




Change since last report

-

TRENDS

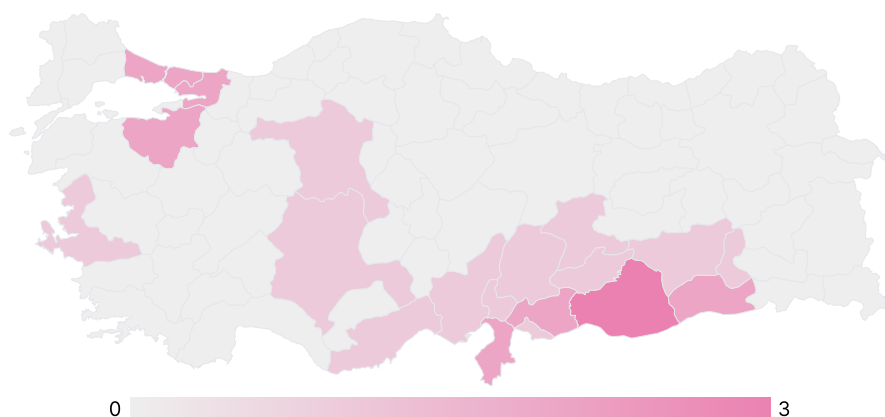
Indicator value over time



Q2/2020

GEOGRAPHICAL DISTRIBUTION

Heat map



Top provinces

3	Şanlıurfa
2	Bursa
2	Gaziantep
2	Hatay
2	İstanbul
2	Kocaeli
2	Mardin
1	Adana
1	Adıyaman
1	Ankara

DISTRIBUTION OF DATA

Type of Upgrade

27 (90%)

Multiple

3 (10%)

Vehicles

0 (0%)

Refurbishment

0 (0%)

Equipment

Priority area

Protection



Output

4. GoT institutions are supported to strengthen their capacity to deliver social assistance and protection services to refugees and other vulnerable persons



PROTECTION

P-Ot.10 Number of Social Services Centres (SSC) staff trained with Facility support

Indicator value

2,744

Q2/2022 (Cumulative)


Target

9,729

Baseline: 0

Achievement rate

28%

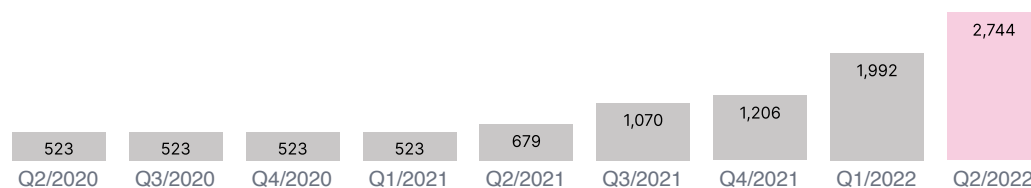


Change since last report

+1,538 ▲

TRENDS

Indicator value over time



DISTRIBUTION OF DATA

Gender

1,403 (63%)
Female

818 (37%)
Male

523 not reported records

Nationality

2,221 (100%)
Host community

0 (0%)
Syrian

0 (0%)
Non-Syrian

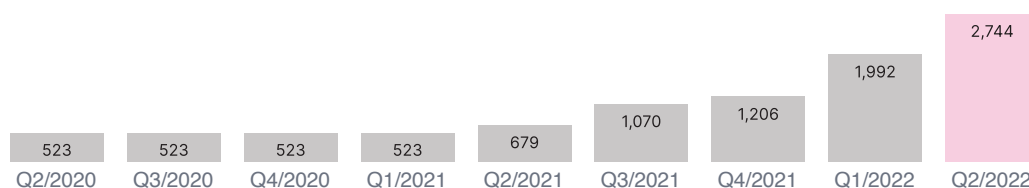
523 not reported records

Priority area Protection		PROTECTION
Output 4. GoT institutions are supported to strengthen their capacity to deliver social assistance and protection services to refugees and other vulnerable persons		P-Ot.10 Number of Social Services Centres (SSC) staff trained with Facility support

Indicator value 2,744 Q2/2022 (Cumulative)	Target 9,729 Baseline: 0	Achievement rate 28%	Change since last report +1,538 ▲
---	---------------------------------------	--------------------------------	---

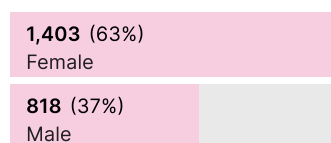
TRENDS

Indicator value over time




DISTRIBUTION OF DATA

Gender





523 not reported records

Nationality



523 not reported records

Priority area Protection		PROTECTION
Output 4. GoT institutions are supported to strengthen their capacity to deliver social assistance and protection services to refugees and other vulnerable persons		P-Ot.11 Total number of 'person training days' provided to Social Services Centres (SSC) staff with Facility support

Indicator value 9,715 Q2/2022 (Incremental)	Target 46,925 Baseline: 0	Achievement rate 21%	Change since last report +5,996 ▲
--	--	--------------------------------	---



Basic Needs



INTERMEDIATE
OUTCOME 1

**Regular resource
transfers efficiently
and effectively
provided to
vulnerable refugees**



OUTPUT 1

**Resource
transfers
provided to
vulnerable
refugees**

Priority area

Basic Needs



Long Term Outcome

The ability of vulnerable refugees to meet their basic needs is improved



BASIC NEEDS

B-Oc.01 Percentage of (Facility-funded) resource transfer beneficiary households with expenditure above the Minimum Expenditure Basket

Indicator value

35.8

Q1/2022 (Snapshot)

Target

75

Baseline: 69

Achievement rate

48%

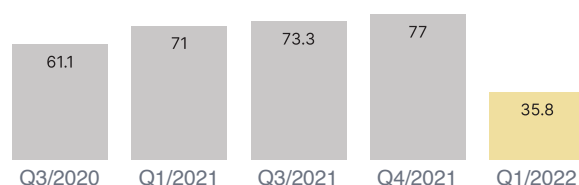


Change since last report

-37.5 ▼

TRENDS

Indicator value over time



Priority area

Basic Needs



Long Term Outcome

The ability of vulnerable refugees to meet their basic needs is improved



BASIC NEEDS

B-Oc.02 Mean Livelihoods Coping Strategy Index (LCSI) for Facility-funded resource transfer beneficiary households

Indicator value

4.4

Q1/2022 (Snapshot)

Target

3.5

Baseline: 5.5

Achievement rate

80%

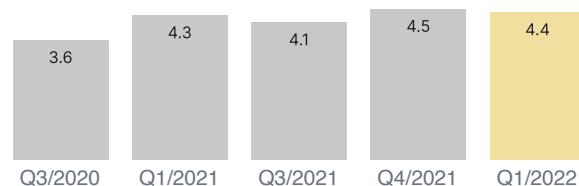


Change since last report

-0.1 ▼

TRENDS

Indicator value over time



Priority area

Basic Needs

**Long Term Outcome**

The ability of vulnerable refugees to meet their basic needs is improved

**BASIC NEEDS**

B-Oc.03 Average (median) amount of debt held by resource transfer beneficiary households

Indicator value

3,000

Q1/2022 (Snapshot)

Target

0

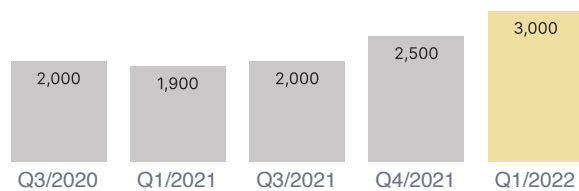
Baseline: 700

Achievement rate

No target set

Change since last report

+500 ▲

TRENDS**Indicator value over time****Priority area**

Basic Needs

**Intermediate Outcome**

Regular resource transfers are efficiently and effectively provided to the most vulnerable refugees to meet their basic needs

**BASIC NEEDS**

B-Oc.04 Percentage of cash transfer applicants reporting being satisfied with the application procedures

Indicator value

91.4

Q4/2021 (Snapshot)

Target

85

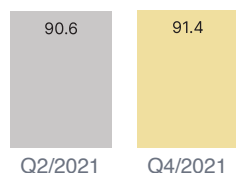
Baseline: 88

Achievement rate

108%

Change since last report

-

TRENDS**Indicator value over time**

Priority area
Basic Needs



Output

Vulnerable refugees receive resource transfers to meet their basic needs



BASIC NEEDS

B-Ot.01 Number of refugees receiving unconditional regular resource transfers with Facility funding

Indicator value

1,819,785

Q2/2022 (Snapshot)

Target

1,997,692

Baseline: 0

Achievement rate

91%

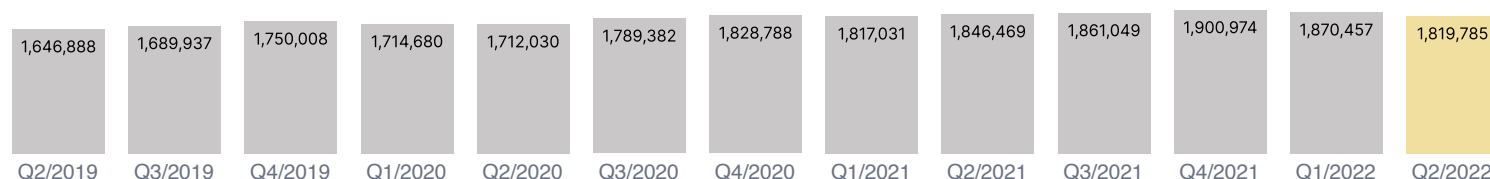


Change since last report

-81,189 ▼

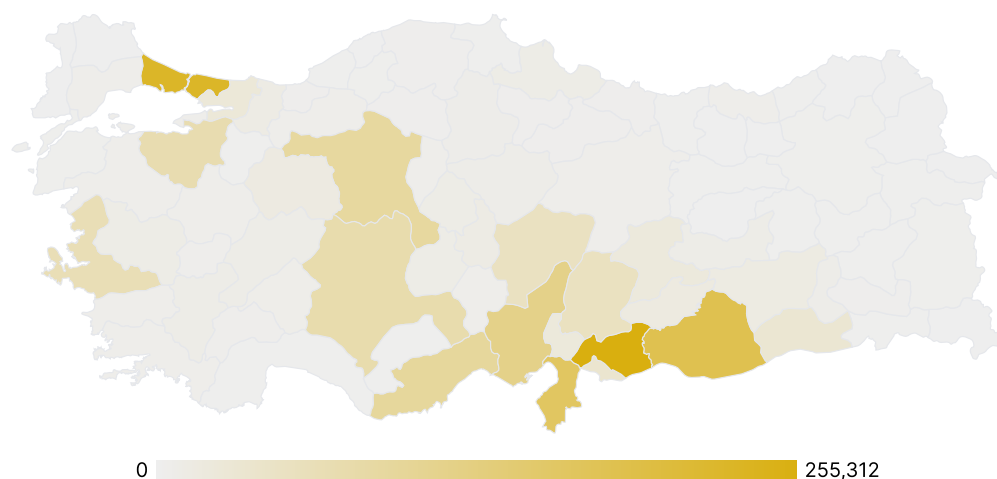
TRENDS

Indicator value over time



GEOGRAPHICAL DISTRIBUTION

Heat map



Top provinces

255,312	Gaziantep
226,679	İstanbul
180,827	Şanlıurfa
161,380	Hatay
115,601	Adana
93,926	Mersin
89,882	Ankara
74,670	Konya
70,994	Bursa
64,027	İzmir

DISTRIBUTION OF DATA

Gender

933,679 (51%)
Female

886,106 (49%)
Male

Nationality

1,637,816 (90%)
Syrian

181,969 (10%)
Non-Syrian

Age

735,255 (40%)
5-17

624,773 (34%)
18-49

354,547 (19%)
0-4

105,210 (6%)
50+

Disability

1,781,938 (98%)
No

37,847 (2%)
Yes

Priority area
Basic Needs



Output

Vulnerable refugees receive resource transfers to meet their basic needs



BASIC NEEDS

B-Ot.02 Number of individuals who received restricted, seasonal or one-off resource transfers with Facility funding

Indicator value

1,824,612

Q2/2022 (Snapshot)

Target

0

Baseline: 0

Achievement rate

No target set

Change since last report

+1,505,577 ▲

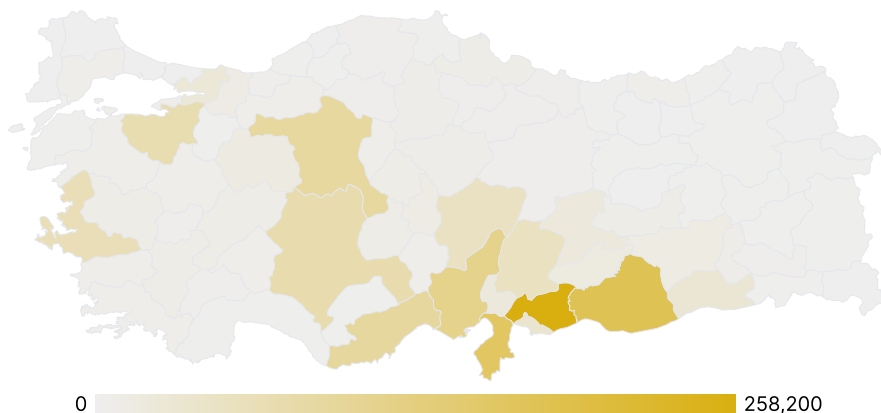
TRENDS

Indicator value over time



GEOGRAPHICAL DISTRIBUTION

Heat map



Top provinces

258,200	Gaziantep
178,666	Şanlıurfa
162,332	Hatay
114,981	Adana
92,508	Mersin
90,652	Ankara
74,239	Konya
71,665	Bursa
64,128	İzmir
52,367	Kahramanmaraş

DISTRIBUTION OF DATA

Gender

936,569 (51%)
Female

888,043 (49%)
Male

Nationality

1,639,493 (90%)
Syrian

185,119 (10%)
Non-Syrian

0 (0%)
Host community

Disability

1,786,970 (98%)
No

37,642 (2%)
Yes



Livelihoods



INTERMEDIATE
OUTCOME 1

**Increased level
of refugee
and H.C
employability**



INTERMEDIATE
OUTCOME 2

**Increased level
of refugee and
H.C enterprise
start-up and
expansion**



INTERMEDIATE
OUTCOME 3

**Increased GoT
effectiveness
in employment
support services
for refugees**



OUTPUT 1

**Employability
capacity
development &
support provided
to refugees
and H.C.**



OUTPUT 2

**Enterprise
development
support services
delivered
to refugees
and H.C.**



OUTPUT 3

**Increased capacity
of GoT and others
to provide
enterprise dev.
and employment
services to
refugees and H.C.**



OUTPUT 4

**Increased awareness
and capacity of
private sector in
providing
employability and
enterprise dev. for
refugees and H.C.**

Priority area
Livelihoods



Long Term Outcome

Improved income-generation opportunities for refugees and host communities in high-refugee-concentration provinces



LIVELIHOODS

L-Oc.02 Number of new enterprises with Syrian ownership

Indicator value

3,240

Q4/2021 (Snapshot)

Target

0

Baseline: 3,216

Achievement rate

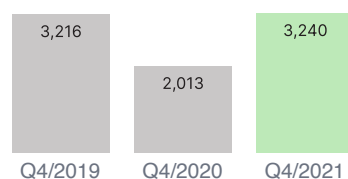
No target set

Change since last report

-

TRENDS

Indicator value over time



DISTRIBUTION OF DATA

Enterprise Ownership

2,989 (92%)
Syrian

251 (8%)
Joint

Priority area
Livelihoods



Long Term Outcome

Improved income-generation opportunities for refugees and host communities in high-refugee-concentration provinces



LIVELIHOODS

L-Oc.04 Number of work-permits issued for Syrians in the past 12 months

Indicator value

91,492

Q4/2021 (Snapshot)

Target

0

Baseline: 13,290

Achievement rate

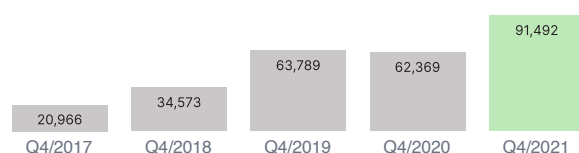
No target set

Change since last report

-

TRENDS

Indicator value over time



Priority area

Livelihoods



Intermediate Outcome

1. Increased level of employability of refugees and host community members in high-refugee-concentration provinces



LIVELIHOODS

L-Oc.05 Estimated number of refugees and host community members reporting obtaining new or improved employment following receipt of Facility employability and employment support

Indicator value

7,196

Q2/2022 (Incremental)


Target

33,797

Baseline: 0

Achievement rate

21%

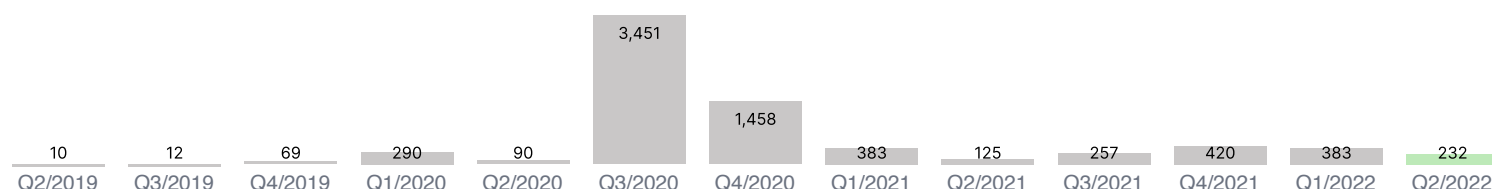


Change since last report

+615 ▲

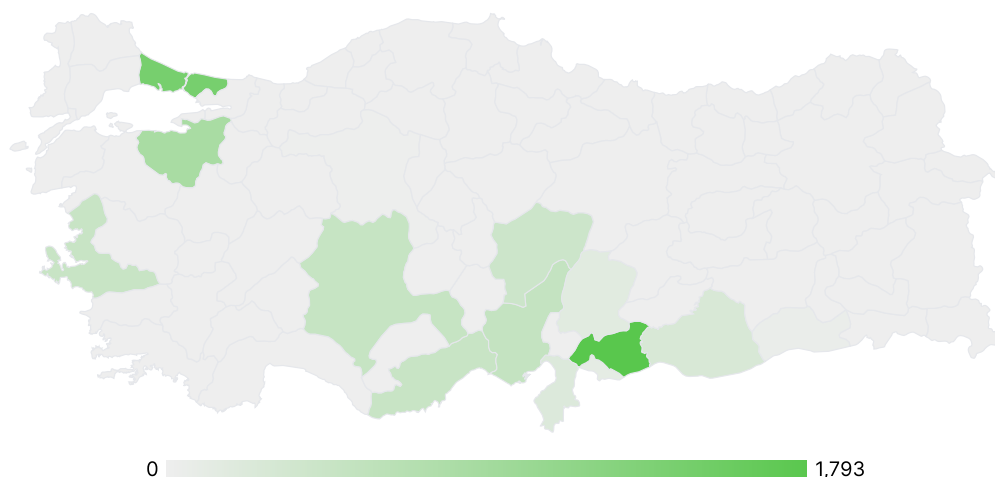
TRENDS

Indicator value over time



GEOGRAPHICAL DISTRIBUTION

Heat map



Top provinces

1,793	Gaziantep
1,430	İstanbul
833	Bursa
504	Adana
480	Konya
461	Mersin
456	İzmir
406	Kayseri
266	Şanlıurfa
211	Hatay

DISTRIBUTION OF DATA

Gender

6,199 (87%)
Male

955 (13%)
Female

42 not reported records

Nationality

5,245 (73%)
Syrian

1,921 (27%)
Host community

30 (0%)
Non-Syrian

Type of Job

4,261 (59%)
Improved

2,935 (41%)
New

Priority area

Livelihoods



Intermediate Outcome

2. Increased level of enterprise start-up and expansion by refugees and host community members in high-refugee-concentration provinces



LIVELIHOODS

L-Oc.06 Number of enterprises owned by refugees and host community members established or expanded following receipt of Facility support

Indicator value

489

Q2/2022 (Cumulative)


Target

6,680

Baseline: 0

Achievement rate

7%

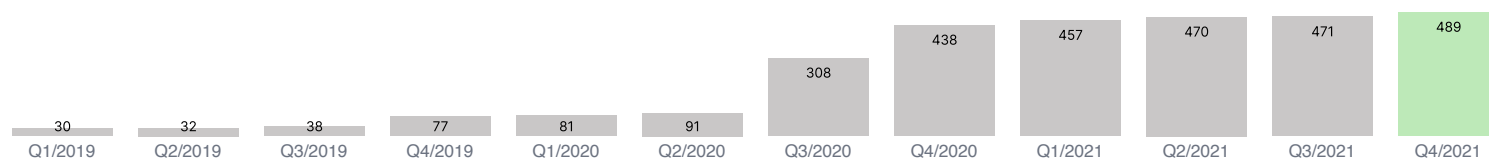


Change since last report

-

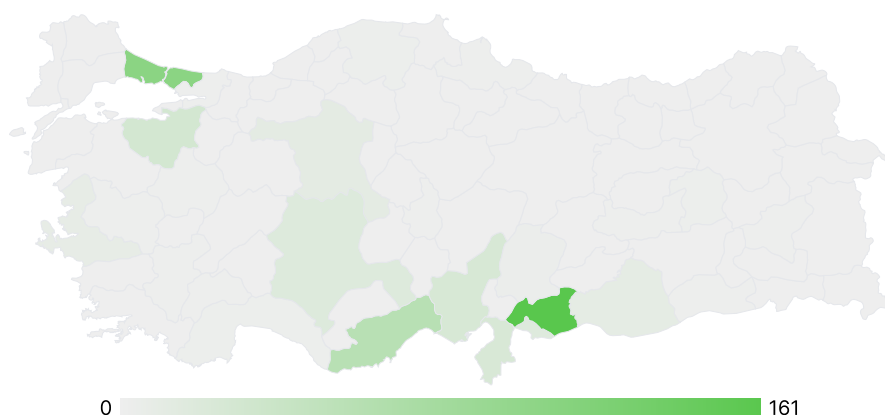
TRENDS

Indicator value over time



GEOGRAPHICAL DISTRIBUTION

Heat map



Top provinces

161	Gaziantep
107	İstanbul
58	Mersin
29	Bursa
25	Adana
24	Hatay
18	Konya
17	Kilis
11	Ankara
10	Şanlıurfa

DISTRIBUTION OF DATA

Type of Enterprise

258 (53%)
New

231 (47%)
Existing

Enterprise Ownership

323 (66%)
Syrian

156 (32%)
Host community

10 (2%)
Joint

0 (0%)
Non-Syrian

Gender of Owner

261 (85%)
Male

39 (13%)
Female

8 (3%)
Joint

0 (0%)
N/A

Size of Enterprise

128 (34%)
Micro

91 (24%)
Micro/Small

81 (22%)
Medium

69 (19%)
Small

3 (1%)
Medium/Large

117 not reported records

Priority area

Livelihoods



Intermediate Outcome

2. Increased level of enterprise start-up and expansion by refugees and host community members in high-refugee-concentration provinces



LIVELIHOODS

L-Oc.07 Number of new jobs created by Facility-supported enterprises

Indicator value

2,881

Q2/2022 (Incremental)

Target

26,930

Baseline: 0

Achievement rate

11%

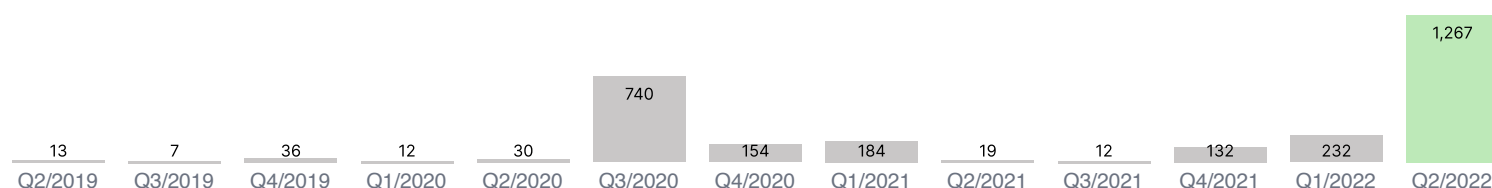


Change since last report

+1,499 ▲

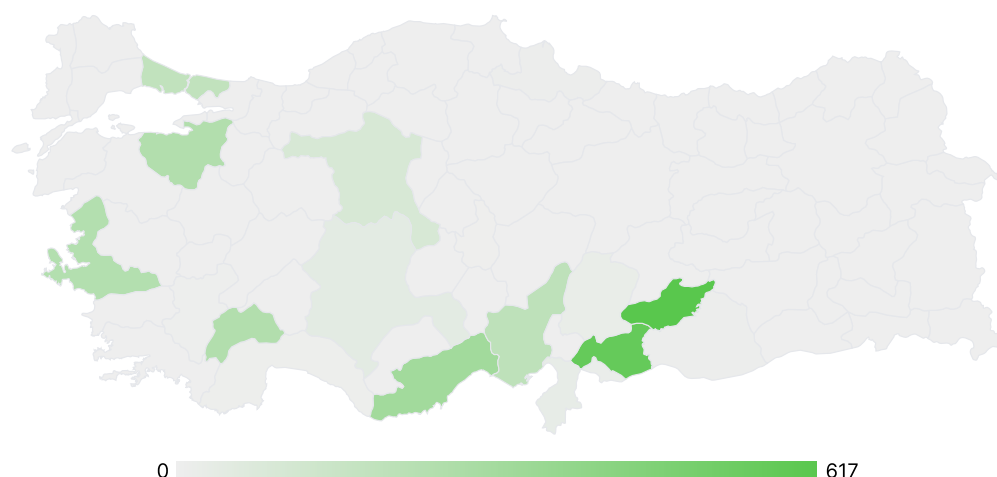
TRENDS

Indicator value over time



GEOGRAPHICAL DISTRIBUTION

Heat map



Top provinces

617	Adıyaman
569	Gaziantep
315	Mersin
250	Burdur
249	Bursa
243	İzmir
198	Adana
186	İstanbul
94	Ankara
44	Konya

DISTRIBUTION OF DATA

Type of Enterprise

2,197 (82%)
Existing

486 (18%)
New

198 not reported records

Size of Enterprise

1,555 (63%)
Micro/Small

403 (16%)
Micro

355 (14%)
Small

140 (6%)
Medium

0 (0%)
Medium/Large

428 not reported records

Type of Job Created

2,547 (88%)
Full time

334 (12%)
Part time

Enterprise Ownership

2,274 (79%)
Host community

408 (14%)
Syrian

194 (7%)
Joint

0 (0%)
Non-Syrian

5 not reported records

Priority area

Livelihoods



Intermediate Outcome

2. Increased level of enterprise start-up and expansion by refugees and host community members in high-refugee-concentration provinces



LIVELIHOODS

L-Oc.08 Percentage of Facility-supported (new) enterprises still operating after termination of Facility support

Indicator value

88.2

Q2/2022 (Snapshot)

Target

0

Baseline: 0

Achievement rate

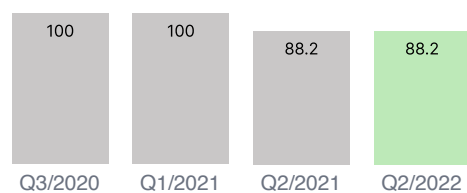
No target set

Change since last report

-

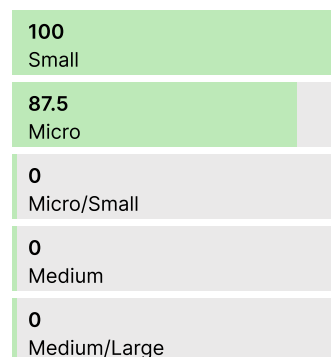
TRENDS

Indicator value over time




DISTRIBUTION OF DATA

Size of Enterprise



Survival Checkpoint



Priority area

Livelihoods



Intermediate Outcome

3. Increased effectiveness of GoT in delivering employment support services to refugees and host community members in high-refugee-concentration provinces



LIVELIHOODS

L-Oc.09 Number of refugees and host community obtaining employment through ISKUR as a result of Facility support

Indicator value

19,819

Q2/2022 (Cumulative)


Target

10,000

Baseline: 0

Achievement rate

198%

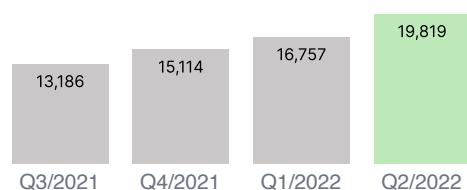


Change since last report

+4,705 ▲

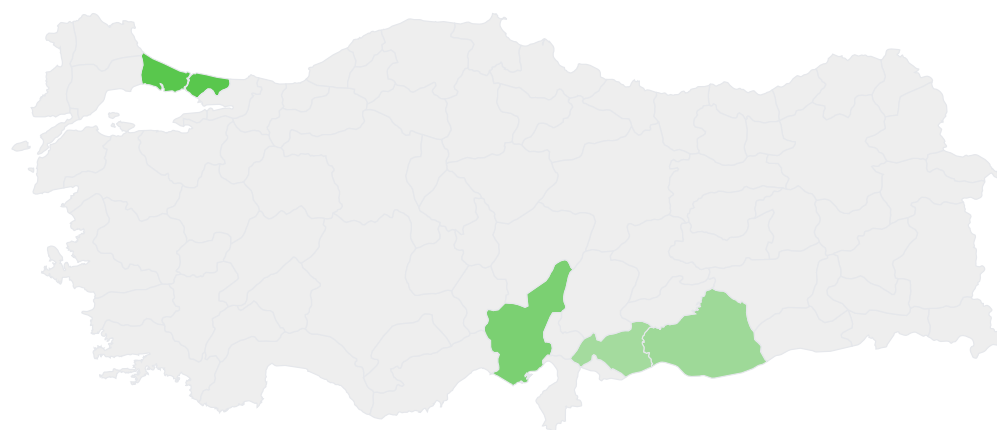
TRENDS

Indicator value over time



GEOGRAPHICAL DISTRIBUTION

Heat map



0 7,068

Top provinces

7,068	Istanbul
5,443	Adana
3,783	Şanlıurfa
3,525	Gaziantep

DISTRIBUTION OF DATA

Gender

13,533 (68%)
Male

6,286 (32%)
Female

Nationality

12,135 (61%)
Host community

7,684 (39%)
Syrian

0 (0%)
Non-Syrian

Priority area
Livelihoods



Intermediate Outcome

3. Increased effectiveness of GoT in delivering employment support services to refugees and host community members in high-refugee-concentration provinces



LIVELIHOODS

L-Oc.10 Number of refugees registered with ISKUR with Facility support

Indicator value

62,084

Q2/2022 (Cumulative)


Target

63,300

Baseline: 0

Achievement rate

98%

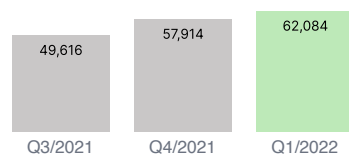


Change since last report

+4,170 ▲

TRENDS

Indicator value over time



GEOGRAPHICAL DISTRIBUTION

Heat map



0 32,775

Top provinces

32,775 İstanbul

11,665 Adana

9,492 Gaziantep

8,152 Şanlıurfa

DISTRIBUTION OF DATA

Gender

50,432 (81%)

Male

11,652 (19%)

Female

Nationality

62,084 (100%)

Syrian

0 (0%)

Non-Syrian

Priority area

Livelihoods



Output

1. Employability capacity development and support services provided to refugees and host community members



LIVELIHOODS

L-Ot.01 Number of refugees and host community members registered for (Facility-supported) short-term vocational skills development trainings

Indicator value

63,392

Q2/2022 (Incremental)


Target

107,497

Baseline: 0

Achievement rate

59%

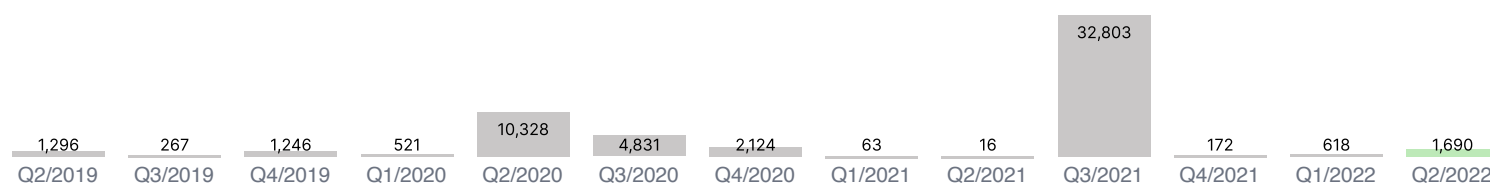


Change since last report

+2,308 ▲

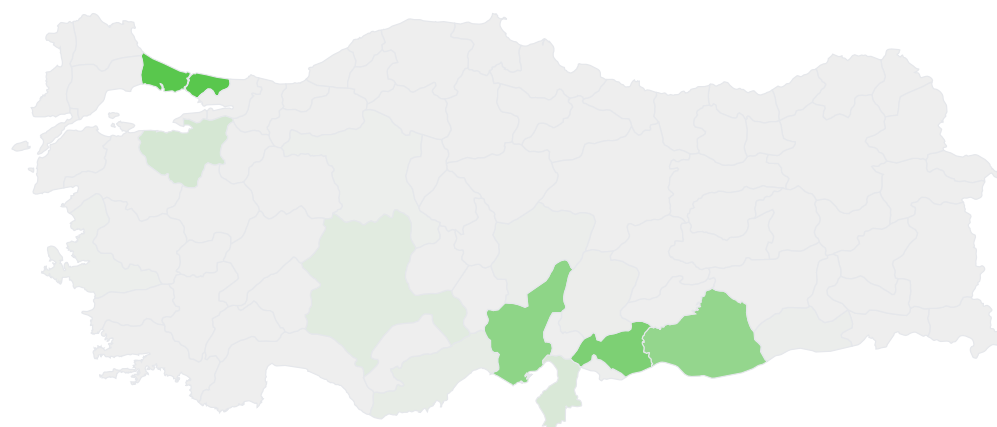
TRENDS

Indicator value over time



GEOGRAPHICAL DISTRIBUTION

Heat map



0 15,182

Top provinces

15,182	İstanbul
11,491	Gaziantep
9,735	Adana
9,159	Şanlıurfa
2,592	Bursa
2,185	Hatay
1,326	Konya
715	Mersin
292	Kayseri
281	Mardin

DISTRIBUTION OF DATA

Gender

33,724 (53%)

Male

29,668 (47%)

Female

Nationality

31,573 (59%)

Syrian

21,859 (41%)

Host community

231 (0%)

Non-Syrian

9,729 not reported records

Priority area

Livelihoods



Output

1. Employability capacity development and support services provided to refugees and host community members



LIVELIHOODS

L-Ot.02 Number of refugees and host community members who completed (Facility-supported) short-term vocational skills development trainings

Indicator value

49,969

Q2/2022 (Incremental)


Target

84,794

Baseline: 0

Achievement rate

59%

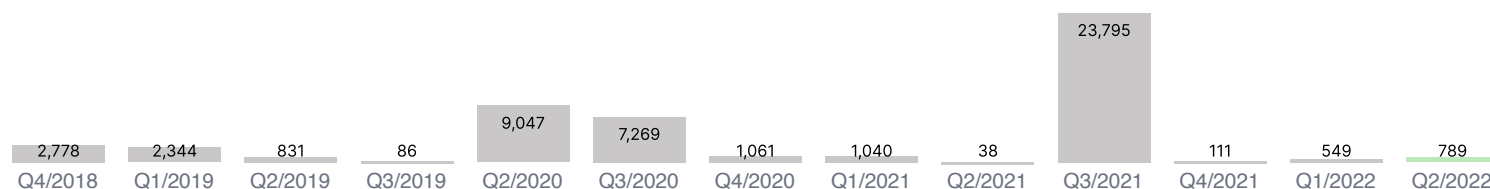


Change since last report

+1,338 ▲

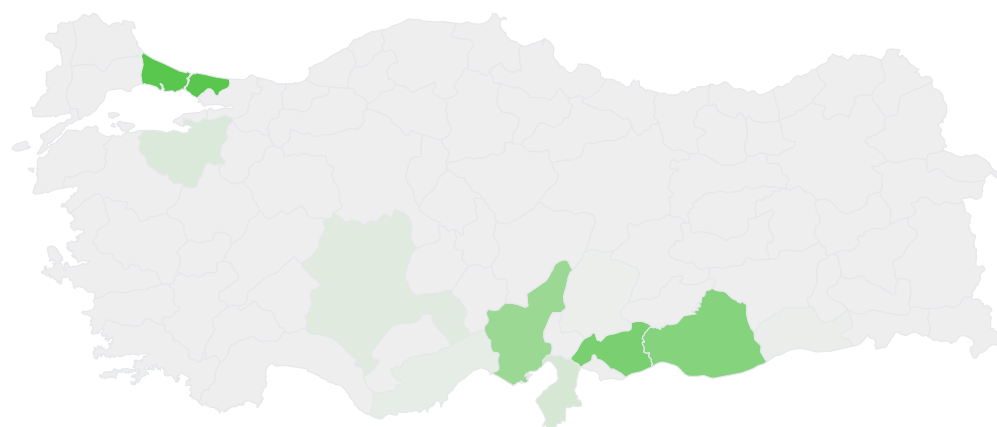
TRENDS

Indicator value over time



GEOGRAPHICAL DISTRIBUTION

Heat map



0 11,584

Top provinces

11,584	İstanbul
8,980	Gaziantep
8,140	Şanlıurfa
6,443	Adana
1,899	Hatay
1,519	Bursa
1,066	Konya
586	Mersin
266	Mardin
136	Kahramanmaraş

DISTRIBUTION OF DATA

Gender

25,487 (51%)
Female

24,482 (49%)
Male

Nationality

23,740 (58%)
Syrian

17,004 (42%)
Host community

178 (0%)
Non-Syrian

9,047 not reported records

Priority area
Livelihoods



Output

1. Employability capacity development and support services provided to refugees and host community members



LIVELIHOODS

L-Ot.03 Number of refugees and host community members provided with basic labour market skills (soft/life skills) training with Facility support

Indicator value

3,222

Q2/2022 (Cumulative)


Target

46,520

Baseline: 0

Achievement rate

7%

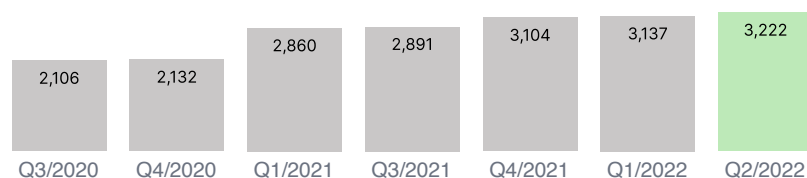


Change since last report

+118 ▲

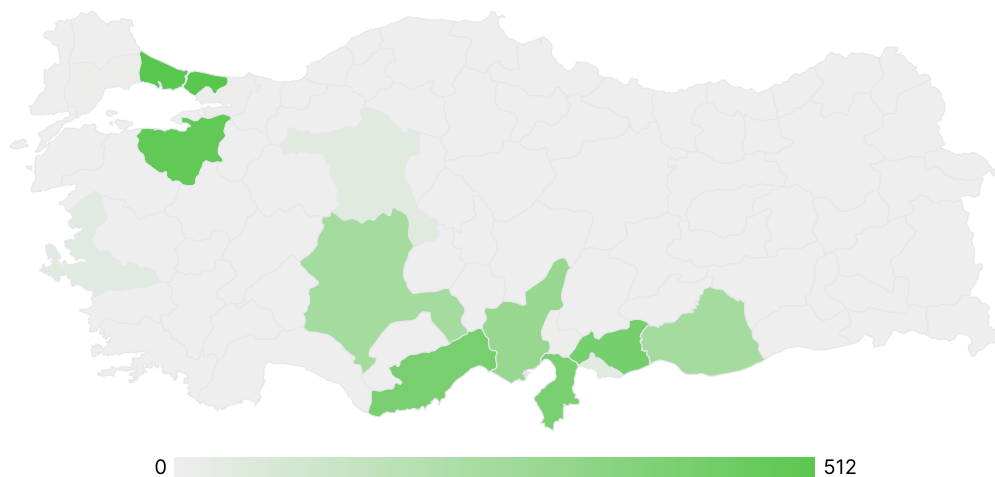
TRENDS

Indicator value over time



GEOGRAPHICAL DISTRIBUTION

Heat map



Top provinces

512	İstanbul
482	Bursa
411	Gaziantep
401	Mersin
400	Hatay
300	Adana
255	Konya
247	Şanlıurfa
48	Ankara
46	İzmir

DISTRIBUTION OF DATA

Gender

1,618 (50%)
Female

1,604 (50%)
Male

Nationality

2,238 (69%)
Syrian

975 (30%)
Host community

9 (0%)
Non-Syrian

Priority area

Livelihoods



Output

1. Employability capacity development and support services provided to refugees and host community members



LIVELIHOODS

L-Ot.04 Number of refugees and host community members who benefited from employment counselling services with Facility support

Indicator value

104,153

Q2/2022 (Cumulative)


Target

172,170

Baseline: 0

Achievement rate

60%

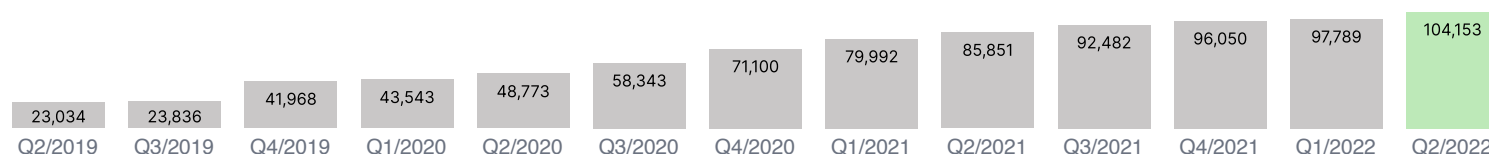


Change since last report

+8,103 ▲

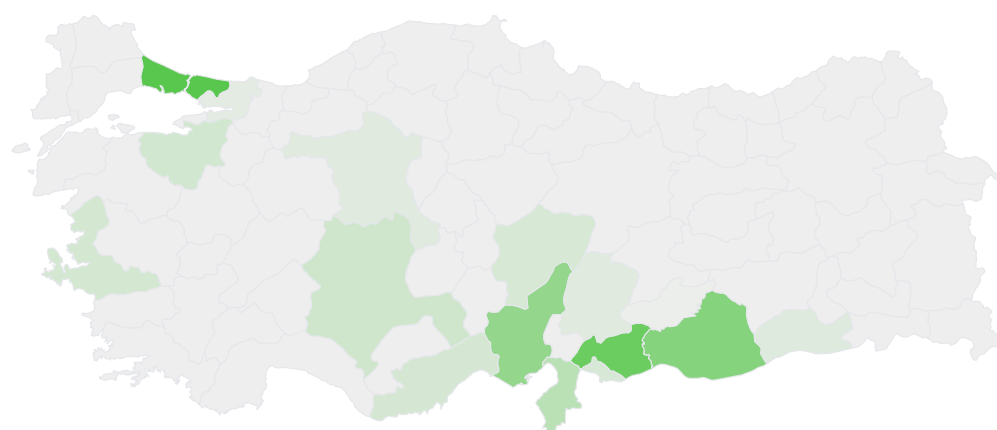
TRENDS

Indicator value over time



GEOGRAPHICAL DISTRIBUTION

Heat map



0 20,978

Top provinces

20,978	İstanbul
18,503	Gaziantep
14,779	Şanlıurfa
12,783	Adana
7,285	Hatay
4,337	Konya
3,946	Bursa
3,812	İzmir
3,562	Mersin
3,229	Kayseri

DISTRIBUTION OF DATA

Gender

76,705 (74%)
Male

27,448 (26%)
Female

Nationality

68,838 (66%)
Syrian

35,034 (34%)
Host community

281 (0%)
Non-Syrian

Delivery channel

58,797 (59%)
Private/Non-Governmental

41,278 (41%)
Public/ISKUR

4,078 not reported records

Priority area

Livelihoods



Output

1. Employability capacity development and support services provided to refugees and host community members



LIVELIHOODS

L-Ot.05 Number of refugees and host community members who obtained a certificate in a vocational skill area issued by an authorised vocational certification body with Facility support

Indicator value

15,884

Q2/2022 (Incremental)


Target

15,400

Baseline: 0

Achievement rate

103%

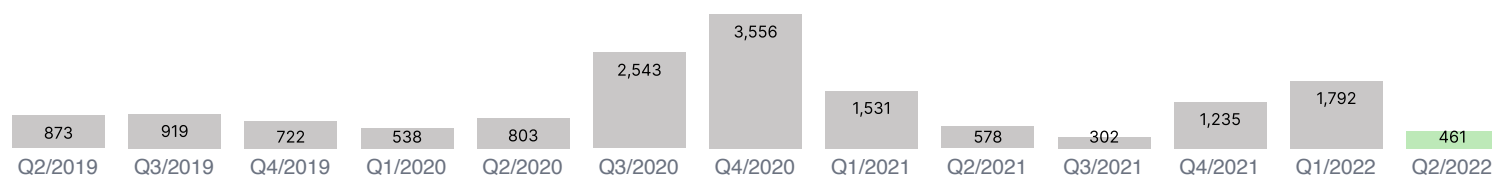


Change since last report

+2,253 ▲

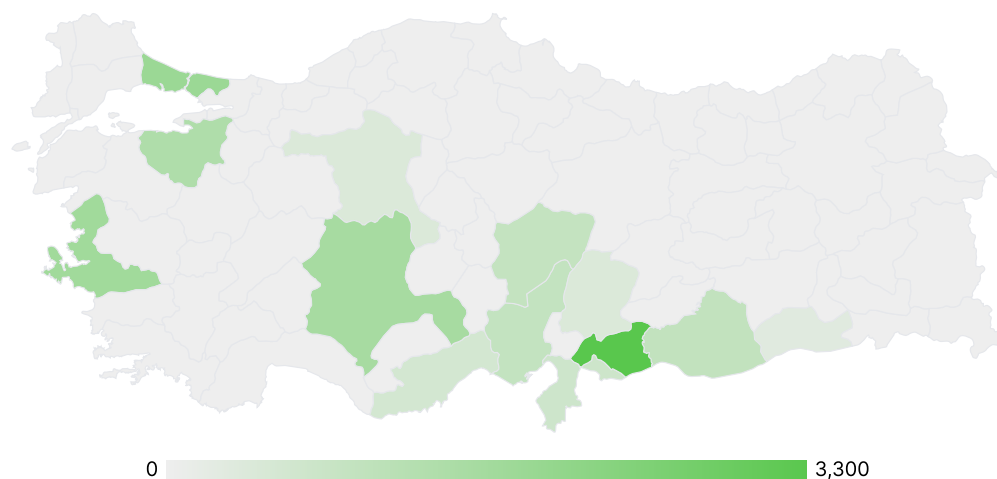
TRENDS

Indicator value over time



GEOGRAPHICAL DISTRIBUTION

Heat map



Top provinces

3,300	Gaziantep
1,832	İstanbul
1,697	İzmir
1,569	Konya
1,401	Bursa
979	Şanlıurfa
953	Adana
941	Kayseri
738	Kilis
723	Hatay

DISTRIBUTION OF DATA

Gender

14,435 (91%)
Male

1,449 (9%)
Female

Nationality

8,877 (56%)
Host community

7,007 (44%)
Syrian

0 (0%)
Non-Syrian

Priority area

Livelihoods



Output

1. Employability capacity development and support services provided to refugees and host community members



LIVELIHOODS

L-Ot.06 Number of refugees and host community craftsmen and tradesmen provided with financial/material assistance with Facility support

Indicator value

1,594

Q2/2022 (Cumulative)


Target

1,500

Baseline: 0

Achievement rate

106%

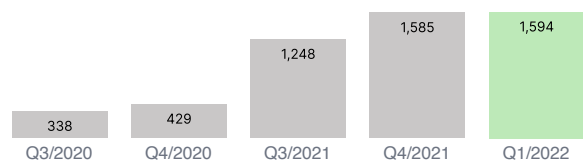


Change since last report

+9 ▲

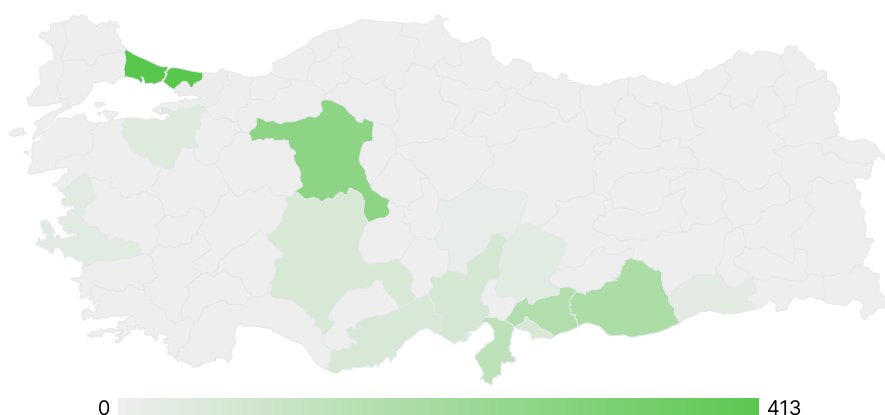
TRENDS

Indicator value over time



GEOGRAPHICAL DISTRIBUTION

Heat map



Top provinces

413	Istanbul
269	Ankara
181	Şanlıurfa
165	Gaziantep
135	Hatay
73	Adana
65	Kilis
63	Konya
61	Mersin
47	Bursa

DISTRIBUTION OF DATA

Gender

867 (54%)
Male

727 (46%)
Female

Nationality

737 (63%)
Host community

428 (37%)
Syrian

0 (0%)
Non-Syrian

Type of support

1,165 (73%)
Financial

429 (27%)
Material

0 (0%)
Both

Priority area

Livelihoods



Output

2. Enterprise development support services are delivered to refugee and host community entrepreneurs and their enterprises



LIVELIHOODS

L-Ot.07 Number of refugees and host community members provided with entrepreneurship training with Facility support

Indicator value

3,854

Q2/2022 (Cumulative)


Target

12,120

Baseline: 0

Achievement rate

32%

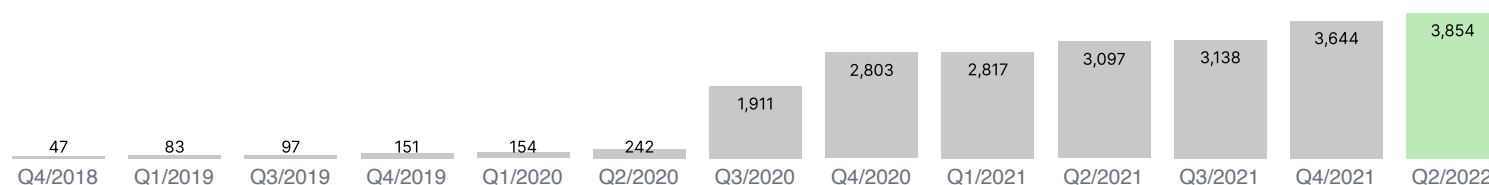


Change since last report

+210 ▲

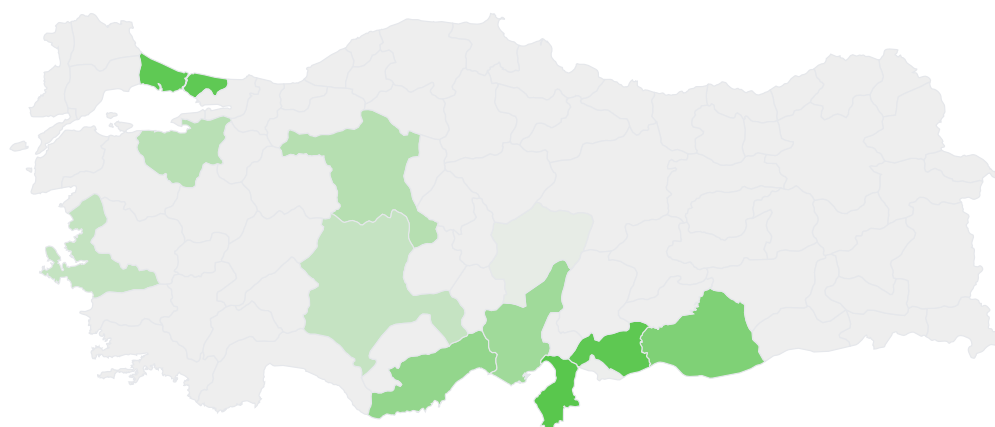
TRENDS

Indicator value over time



GEOGRAPHICAL DISTRIBUTION

Heat map



0 529

Top provinces

529	Hatay
513	Gaziantep
507	İstanbul
394	Şanlıurfa
322	Mersin
276	Adana
199	Ankara
188	Bursa
149	İzmir
145	Konya

DISTRIBUTION OF DATA

Gender

2,641 (69%)

Male

1,213 (31%)

Female

Nationality

2,797 (73%)

Syrian

1,015 (26%)

Host community

30 (1%)

Non-Syrian

12 not reported records

Priority area

Livelihoods



Output

2. Enterprise development support services are delivered to refugee and host community entrepreneurs and their enterprises



LIVELIHOODS

L-Ot.08 Number of enterprises, owned by refugees and host community members, provided with advisory services with Facility support

Indicator value

1,908

Q2/2022 (Cumulative)


Target

16,041

Baseline: 0

Achievement rate

12%

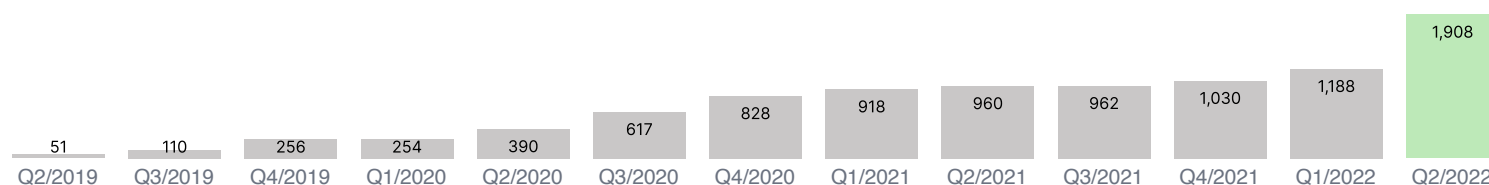


Change since last report

+878 ▲

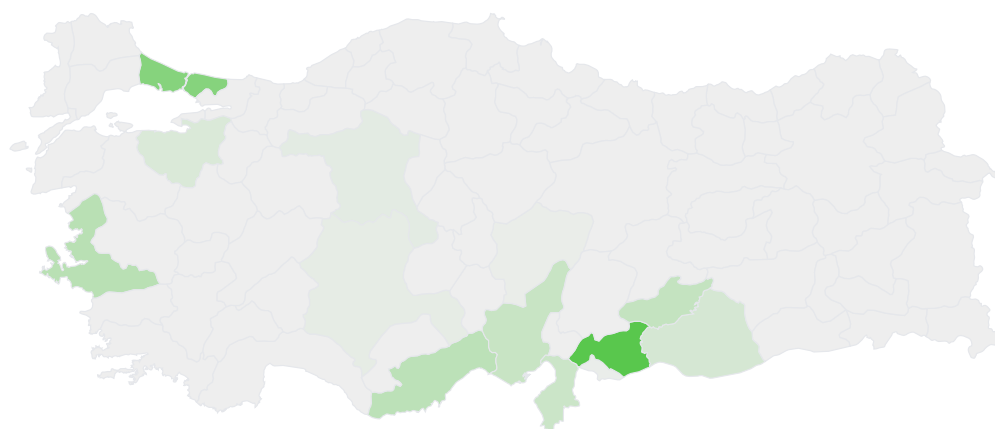
TRENDS

Indicator value over time



GEOGRAPHICAL DISTRIBUTION

Heat map



0 492

Top provinces

492	Gaziantep
345	İstanbul
176	İzmir
166	Mersin
140	Adıyaman
127	Adana
116	Hatay
83	Şanlıurfa
67	Bursa
35	Ankara

DISTRIBUTION OF DATA

Gender of Owner

1,494 (79%)

Male

382 (20%)

Female

4 (0%)

Joint

0 (0%)

N/A

28 not reported records

Enterprise Ownership

1,103 (59%)

Host community

748 (40%)

Syrian

12 (1%)

Non-Syrian

5 (0%)

Joint

40 not reported records

Size of Enterprise

321 (43%)

Micro/Small

292 (39%)

Small

89 (12%)

Medium

33 (4%)

Micro

14 (2%)
Medium/Large

836 not reported records

Type of Enterprise

1,429 (99%)

Existing

16 (1%)

New

140 not reported records

Priority area

Livelihoods



Output

2. Enterprise development support services are delivered to refugee and host community entrepreneurs and their enterprises



LIVELIHOODS

L-Ot.09 Number of enterprises, owned by refugees and host community members, provided with financial and/or material assistance with Facility support

Indicator value

672

Q2/2022 (Cumulative)


Target

10,526

Baseline: 0

Achievement rate

6%




Change since last report

+320 ▲

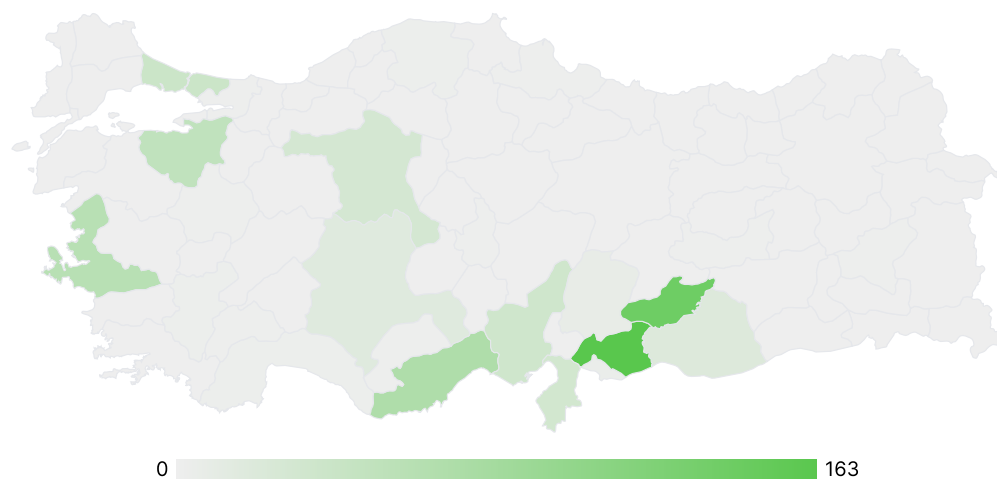
TRENDS

Indicator value over time



GEOGRAPHICAL DISTRIBUTION

Heat map



Top provinces

163	Gaziantep
140	Adıyaman
69	Mersin
59	İzmir
50	Bursa
38	İstanbul
34	Adana
31	Hatay
28	Ankara
19	Şanlıurfa

DISTRIBUTION OF DATA

Gender of Owner

538 (85%)
Male

86 (14%)
Female

6 (1%)
Joint

0 (0%)
N/A

42 not reported records

Enterprise Ownership

439 (65%)
Host community

215 (32%)
Syrian

9 (1%)
Non-Syrian

9 (1%)
Joint

Size of Enterprise

357 (63%)
Micro/Small

107 (19%)
Micro

62 (11%)
Small

45 (8%)
Medium

0 (0%)
Medium/Large

101 not reported records

Type of Enterprise

470 (82%)
Existing

101 (18%)
New

101 not reported records

Priority area

Livelihoods

**Output**

3. Strengthened capacity of government and non-government institutions providing employment and enterprise development services to refugees and host community members

**LIVELIHOODS**

L-Ot.10 Number of employability and enterprise development institutions' staff provided with (Facility-supported) training

Indicator value

818

Q2/2022 (Cumulative)


Target

2,962

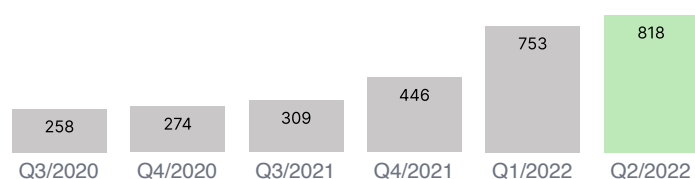
Baseline: 0

Achievement rate

28%

**Change since last report**

+372 ▲

TRENDS**Indicator value over time****DISTRIBUTION OF DATA****Gender**

586 (72%)
Male

232 (28%)
Female

Type of institution

495 (61%)
Government

269 (33%)
Private

54 (7%)
Semi- Governmental

Priority area
Livelihoods



Output

3. Strengthened capacity of government and non-government institutions providing employment and enterprise development services to refugees and host community members



LIVELIHOODS

L-Ot.11 Total number of 'person training days' provided to employability and enterprise development institutions' staff with Facility support

Indicator value

3,078

Q2/2022 (Incremental)


Target

6,606

Baseline: 0

Achievement rate

47%

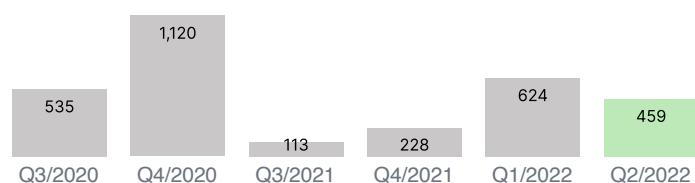


Change since last report

+1,083 ▲

TRENDS

Indicator value over time



DISTRIBUTION OF DATA

Type of institution

2,384 (78%)
Government

538 (18%)
Private

126 (4%)
Semi- Governmental

Priority area

Livelihoods



Output

4. Increased awareness and capacity of the private sector to promote employability and enterprise development for refugees and host community members



LIVELIHOODS

L-Ot.12 Number of private sector companies that benefited from (Facility-supported) awareness raising and capacity development activities

Indicator value

3,858

Q2/2022 (Cumulative)


Target

4,685

Baseline: 0

Achievement rate

82%

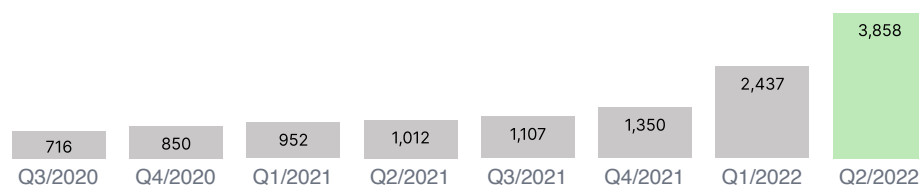


Change since last report

+2,508 ▲

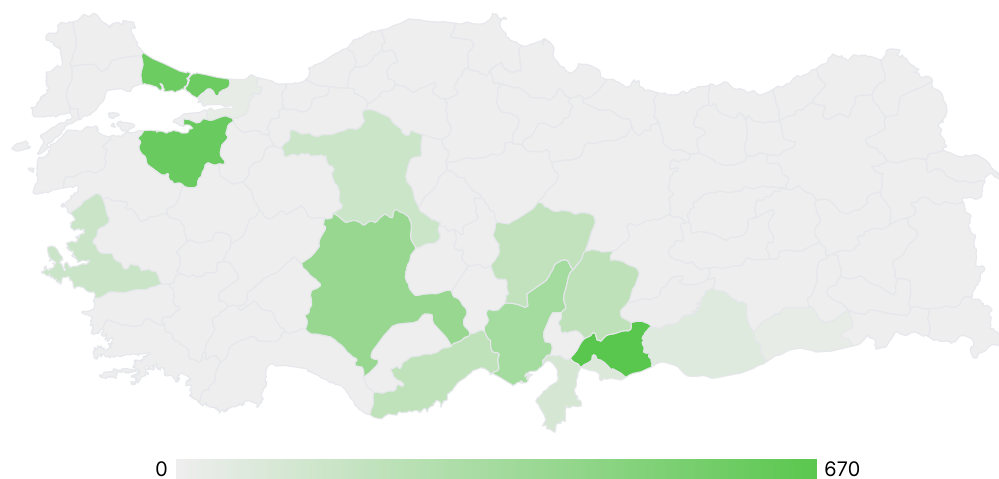
TRENDS

Indicator value over time



GEOGRAPHICAL DISTRIBUTION

Heat map



Top provinces

670	Gaziantep
596	Bursa
583	İstanbul
391	Konya
333	Adana
215	Kahramanmaraş
211	Mersin
199	Kayseri
166	İzmir
159	Ankara

DISTRIBUTION OF DATA

Company size

3,157 (96%)	Small
86 (3%)	Medium
36 (1%)	Large

Type of intervention

3,484 (92%)	Capacity development
322 (8%)	Awareness training
0 (0%)	Both



Municipal Infrastructure



INTERMEDIATE
OUTCOME 1

**Beneficiaries with
improved access
to supported
municipal
services**



OUTPUT 1

**Increased water
supply and
sanitation system
capacity (selected
municipalities)**



OUTPUT 2

**Increased
SWM system
capacity (selected
municipalities)**



OUTPUT 3

**Increased
recreational
facility capacity
(selected
municipalities)**

Priority area
Municipal Infrastructure



Intermediate Outcome

Refugees and host communities in selected municipalities have improved access to safely-managed water supply, sanitation, solid waste management and recreational services



MUNICIPAL INFRASTRUCTURE

M-Oc.05 Number of people provided with access to safely-managed municipal sanitation services (with Facility support)

Indicator value

182,490

Q2/2022 (Snapshot)


Target

4,484,513

Baseline: 0

Achievement rate

4%




Change since last report

-

TRENDS

Indicator value over time



Priority area
Municipal Infrastructure



Intermediate Outcome

Refugees and host communities in selected municipalities have improved access to safely-managed water supply, sanitation, solid waste management and recreational services



MUNICIPAL INFRASTRUCTURE

M-Oc.06 Number of people provided with access to safely-managed municipal solid waste management services (with Facility support)

Indicator value

627,465

Q2/2022 (Snapshot)


Target

3,055,385

Baseline: 0

Achievement rate

21%




Change since last report

+295,943 ▲

TRENDS

Indicator value over time



Priority area
Municipal Infrastructure



Output

1. The capacity of the water supply and sanitation system in selected municipalities is increased in response to increased needs



MUNICIPAL INFRASTRUCTURE

M-Ot.01 Number of water supply and sanitation construction facilities (new and upgraded) completed and operational (with Facility support)

Indicator value

2

Q3/2020 (Incremental)


Target

35

Baseline: 0

Achievement rate

6%



Change since last report

-



GEOGRAPHICAL DISTRIBUTION

Heat map



Top provinces

1 Hatay

1 Kilis

DISTRIBUTION OF DATA

Type of sub-project

2 (100%)
Sanitation

0 (0%)
Water Supply

0 (0%)
Combined

0 (0%)
Stormwater

Construction Type

2 (100%)
New

0 (0%)
Upgrade

Priority area
Municipal Infrastructure



Output

1. The capacity of the water supply and sanitation system in selected municipalities is increased in response to increased needs



MUNICIPAL INFRASTRUCTURE

M-Ot.02 Average completion level of (Facility-funded) water supply and sanitation system construction projects

Indicator value

21

Q2/2022 (Snapshot)

Target

100

Baseline: 0

Achievement rate

21%




Change since last report

0

TRENDS

Indicator value over time



GEOGRAPHICAL DISTRIBUTION

Heat map

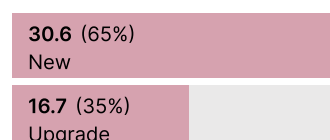


Top provinces

58.3	Hatay
33.3	Kilis
16.7	Adana
16.7	Adiyaman
16.7	Gaziantep
16.7	Kahramanmaraş
16.7	Kayseri
16.7	Konya
16.7	Malatya
16.7	Mardin

DISTRIBUTION OF DATA

Construction Type



Priority area
Municipal Infrastructure



Output

2. The capacity of the solid waste management system in selected municipalities is increased in response to increased needs



MUNICIPAL INFRASTRUCTURE

M-Ot.04 Number of solid waste management facilities (new and upgrades) completed and operational (with Facility support)

Indicator value

6

Q2/2022 (Incremental)

Target

10

Baseline: 0

Achievement rate

60%

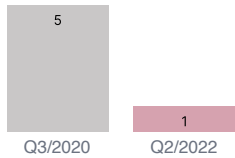


Change since last report

+1 ▲

TRENDS

Indicator value over time



GEOGRAPHICAL DISTRIBUTION

Heat map



Top provinces

3	Hatay
1	Gaziantep
1	Kilis
1	Şanlıurfa

DISTRIBUTION OF DATA

SWM Type

4 (67%)	Disposal
1 (17%)	Treatment
1 (17%)	Combined
0 (0%)	Recovery
0 (0%)	Recovery/Disposal

Construction Type

6 (100%)	New
0 (0%)	Upgrade

Priority area
Municipal Infrastructure



Output

2. The capacity of the solid waste management system in selected municipalities is increased in response to increased needs



MUNICIPAL INFRASTRUCTURE

M-Ot.05 Average completion level of (Facility-funded) solid waste management construction projects

Indicator value

67

Q2/2022 (Snapshot)

Target

100

Baseline: 0

Achievement rate

67%

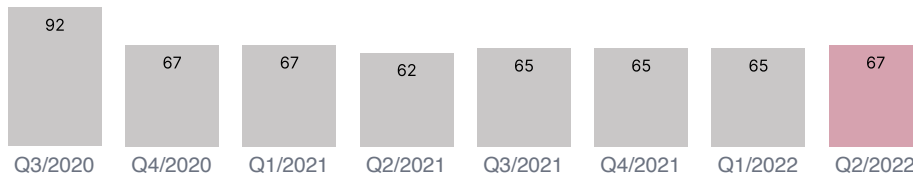


Change since last report

+2 ▲

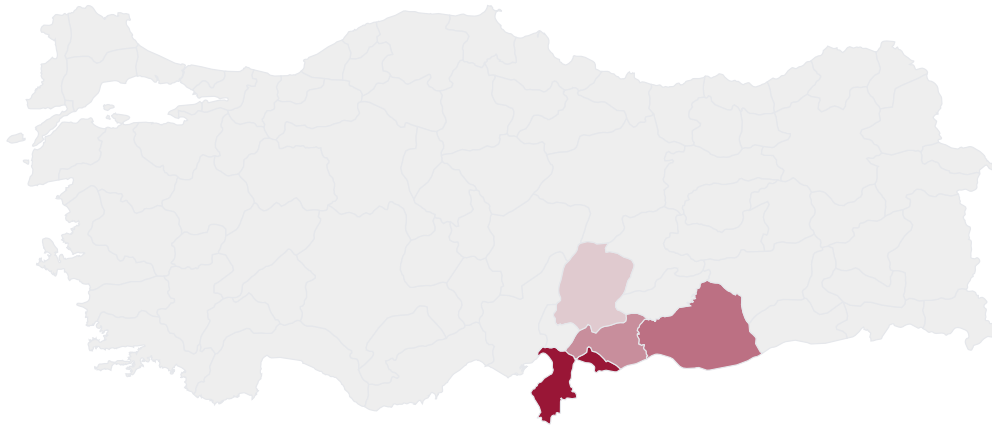
TRENDS

Indicator value over time



GEOGRAPHICAL DISTRIBUTION

Heat map



0 100

Top provinces


100	Hatay
100	Kilis
58.3	Şanlıurfa
44.4	Gaziantep
16.7	Kahramanmaraş

DISTRIBUTION OF DATA

Construction Type

79.2 (83%)
New

16.7 (17%)
Upgrade

Priority area Municipal Infrastructure 	MUNICIPAL INFRASTRUCTURE M-Ot.07 Number of recreational facilities completed and operational (with Facility support)
Output 3. The capacity of recreational facilities in selected municipalities is increased in response to increased needs 	


Indicator value 0 (Incremental)	Target 28 Baseline: 0	Achievement rate 0%	Change since last report -
--	------------------------------------	-------------------------------	--------------------------------------

Priority area Municipal Infrastructure 	MUNICIPAL INFRASTRUCTURE M-Ot.08 Average completion level of (Facility-funded) recreational facility construction projects
Output 3. The capacity of recreational facilities in selected municipalities is increased in response to increased needs 	

Indicator value 17 Q2/2022 (Snapshot)	Target 100 Baseline: 0	Achievement rate 17%	Change since last report 0
--	-------------------------------------	--------------------------------	--------------------------------------

TRENDS

Indicator value over time





Migration Management



INTERMEDIATE
OUTCOME 1

**Irregular migrants are
received, hosted, and
processed in safe and
dignified conditions**



OUTPUT 1

**Migration
management
capacity
increased**

Priority area
Migration Management



Output
Migration management capacity increased



MIGRATION MANAGEMENT

MM-Ot.01 Number of persons who received training on migration related topics

Indicator value

2,989

Q2/2022 (Cumulative)

Target

1,750

Baseline: 0

Achievement rate

171%

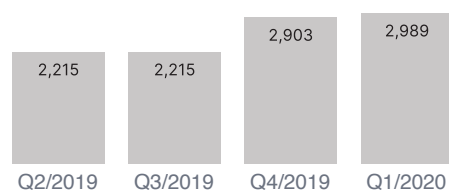


Change since last report

-

TRENDS

Indicator value over time



Priority area
Migration Management



Output
Migration management capacity increased



MIGRATION MANAGEMENT

MM-Ot.02 Number of migrants hosted in removal centres

Indicator value

8,562

Q4/2019 (Snapshot)

Target

0

Baseline: 0

Achievement rate

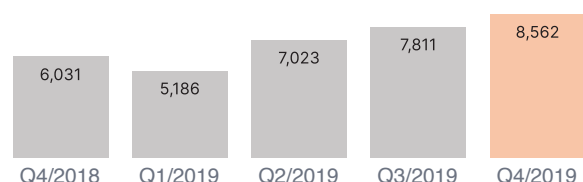
No target set

Change since last report

-



TRENDS

Indicator value over time



Priority area Migration Management 	MIGRATION MANAGEMENT MM-Ot.03 Number of removal centres established and operational
Output Migration management capacity increased 	

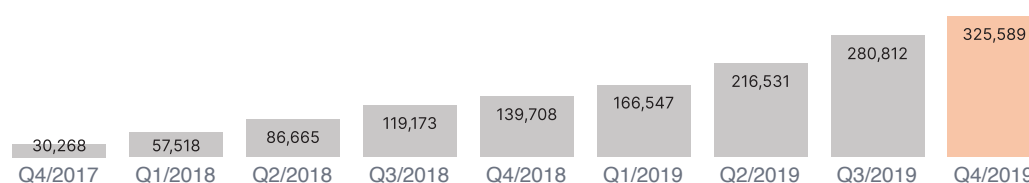
Indicator value 1 Q4/2019 (Snapshot)	Target 1 Baseline: 0	Achievement rate 100%	Change since last report -
---	-----------------------------------	---------------------------------	--------------------------------------

Priority area Migration Management 	MIGRATION MANAGEMENT MM-Ot.04 Number of migrants receiving assistance while hosted in removal centres
Output Migration management capacity increased 	

Indicator value 325,589 Q2/2022 (Cumulative)	Target 110,000 Baseline: 0	Achievement rate 296%	Change since last report -
---	---	---------------------------------	--------------------------------------

TRENDS

Indicator value over time





Cross-cutting



OUTPUT 1

**Increased refugee
adult access
to Turkish
language training**



OUTPUT 2

**Increased
opportunities for
improved social
cohesion**

Priority area
Cross-cutting



Output

1. Increased access of refugee adults to Turkish language training



CROSS-CUTTING

C-Ot.01 Number of adult refugees who completed one or more Turkish language courses with Facility support

Indicator value

55,755

Q2/2022 (Cumulative)

Target

72,447

Baseline: 0

Achievement rate

77%

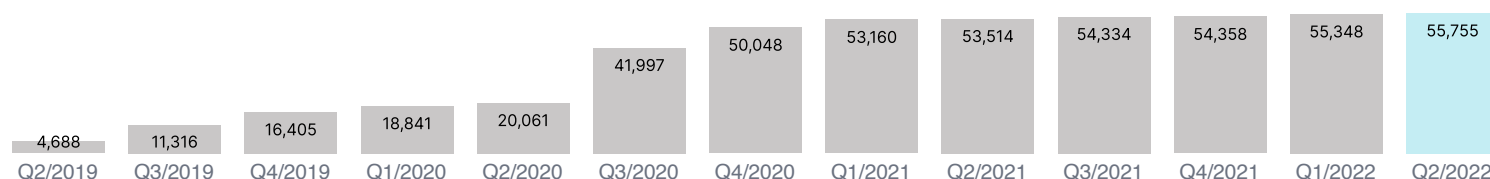


Change since last report

+1,397 ▲

TRENDS

Indicator value over time



GEOGRAPHICAL DISTRIBUTION

Heat map



Top provinces

8,580	Gaziantep
8,353	Şanlıurfa
7,434	İstanbul
6,510	Hatay
4,690	Adana
3,384	Mersin
2,031	Bursa
1,872	İzmir
1,748	Kilis
1,571	Konya

DISTRIBUTION OF DATA

Gender	Nationality	Proficiency Level	Course Provider
35,438 (66%) Female	42,673 (100%) Syrian	21,439 (46%) A1	34,759 (81%) MoNE
17,981 (34%) Male	163 (0%) Non-Syrian	13,684 (29%) A2	8,077 (19%) non-MoNE
2,336 not reported records	12,919 not reported records	4,930 (11%) B2	12,919 not reported records
		4,328 (9%) B1	
		1,788 (4%) Other non-examined courses	
		9,329 not reported records	

Priority area

Cross-cutting



Output

2. Opportunities created for improved social interaction between refugees and their host communities



CROSS-CUTTING

C-Ot.03 Number of refugees and host community members who participated in (Facility-supported) inter-community social cohesion events

Indicator value

712,393

Q2/2022 (Incremental)

Target

562,035

Baseline: 0

Achievement rate

127%

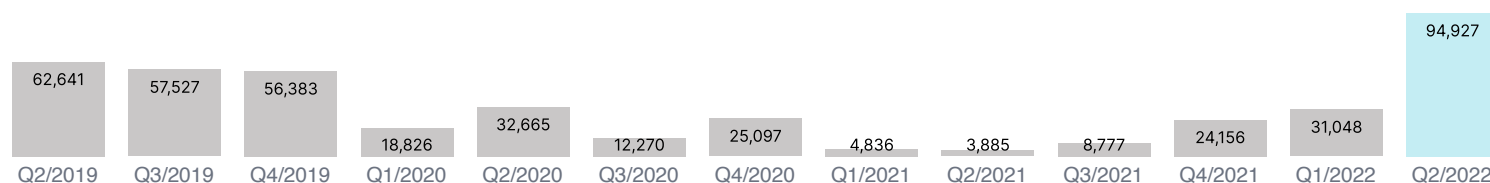


Change since last report

+125,975 ▲

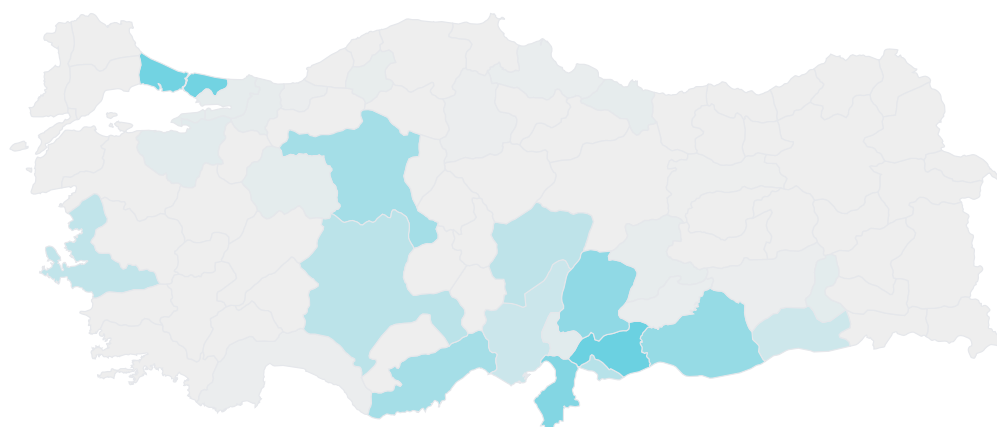
TRENDS

Indicator value over time



GEOGRAPHICAL DISTRIBUTION

Heat map



0 78,799

Top provinces

78,799	Gaziantep
74,456	İstanbul
64,322	Hatay
56,796	Kahramanmaraş
52,703	Şanlıurfa
44,316	Ankara
43,952	Mersin
32,913	Kilis
30,801	Konya
29,118	Kayseri

DISTRIBUTION OF DATA

Gender

348,585 (54%)
Female

295,508 (46%)
Male

68,300 not reported records

Age

308,491 (80%)
0-17

69,537 (18%)
25+

5,898 (2%)
18-24

67,754 not reported records

Type of Event

137,371 (67%)
General community event

58,485 (29%)
Cultural-sporting event

7,609 (4%)
School-based event

317 (0%)
Other

508,611 not reported records