



European
Commission

THE FACILITY FOR REFUGEES IN TURKEY

THE FACILITY RESULTS FRAMEWORK MONITORING REPORT

OUTPUT ACHIEVEMENT PROGRESS
(As of December 2019)

This report has been prepared with the support of:

SUMAF

Technical Assistance to Support the Monitoring of Actions
Financed under the Facility for Refugees in Turkey (Facility)
Contract N° IPA/2018/393-877

This project is implemented
by the consortium lead by **ECORYS** 

TABLE OF CONTENTS

ACRONYMS	ii
EXECUTIVE SUMMARY	4
1. INTRODUCTION.....	8
2. EDUCATION	12
Output 1.1.1 - ‘Access of refugee children and youth to educational programmes increased’	13
Output 1.2.1 - ‘Conducive learning environment promoted’	17
Output 1.2.2 - ‘Educational infrastructure improved’	19
3. HEALTH	20
Output 2.1.1 - ‘Operational capacity of healthcare system in provinces with high influx of Syrian refugees increased’	21
Output 2.1.2 - ‘Utilisation of health care services by refugees increased’	24
4. SOCIO-ECONOMIC SUPPORT	26
Output 3.1.1 - ‘Persons under temporary or international protection are provided with monthly resource transfers through ESSN or other mechanisms funded by the Facility’	27
Output 3.2.1 - ‘Syrian refugees and host community participation in employment-related services increased’	28
Output 3.3.1 - ‘Entrepreneurship among Syrian refugees and host community members promoted through SMEs support’	32
Output 3.4.1 - ‘Social interaction between Syrian refugees and host community members promoted’	33
5. MIGRATION MANAGEMENT	35
Output 4.1.1 - ‘Migration management capacity increased’	36
ANNEXES	39
ANNEX 1: FACILITY RESULTS FRAMEWORK INDICATORS.....	39
ANNEX 2: EDUCATION SECTOR INDICATORS	40
ANNEX 3: HEALTH SECTOR INDICATORS.....	53
ANNEX 4: SOCIO-ECONOMIC SUPPORT SECTOR INDICATORS	61
ANNEX 5: MIGRATION MANAGEMENT SECTOR INDICATORS.....	67

ACRONYMS

3RP	Regional Refugee and Resilience Plan
AFAD	Disaster and Emergency Management Authority
ANC	Ante-Natal Care
ASAM	Association for Solidarity with Asylum Seekers and Migrants
BPG	Bilingual Patient Guide
CCTE	Conditional Cash Transfer for Education
CMHC	Community Mental Health Centre
CVME	Comprehensive Vulnerability Monitoring Exercise
DG ECHO	Directorate-General for European Civil Protection and Humanitarian Aid Operations
DGMM	Directorate-General for Migration Management
DGSA	Directorate-General for Social Assistance
DQA	Data Quality Assessment
ECE	Early Childhood Education
EMHC	Extended Migrant Health Centre
ESSN	Emergency Social Safety Net
EU	European Union
EUD	Delegation of the European Union to Turkey
EUTF	EU Regional Trust Fund in response to the Syrian crisis
Facility	Facility for Refugees in Turkey
FMR	Facility Monitoring Report
GoT	Government of Turkey
IFI	International Financial Institution
ILO	International Labour Organisation
IMR	Infant Mortality Rate
IOM	International Organisation for Migration
IP	Implementing Partner
İŞKUR	Turkish Employment Agency
LFIP	Law on Foreigners and International Protection
MEB	Minimum Expenditure Basket
MoFLSS	Ministry of Family, Labour and Social Services
MHC	Migrant Health Centre
MHTC	Migrant Health Training Centre
MHPSS	Mental Health and Psycho-Social Support
MHU	Mental Health Unit
MoH	Ministry of Health
MoNE	Ministry of National Education
NGO	Non-Governmental Organisation
OECD	Organisation for Economic Co-operation and Development
OJT	On-the-Job-Training
PDMM	Provincial Directorate of Migration Management

PEC	Public Education Centre
PHC	Primary Health-Care
PICTES	Promoting Integration of Syrian Children into Turkish Education System
PIKTES	Promoting Integration of Syrian Kids into Turkish Education System
PSS	Psycho-Social Support
QIN	Quarterly Information Note
RF	Results Framework
RRF	Revised Results Framework
SASF	Social Assistance and Solidarity Foundation
SGBV	Sexual and Gender-Based Violence
SIHHAT	Improving the Health Status of the Syrian Population under Temporary Protection and Related Services Provided by Turkish Authorities
SME	Small and Medium-sized Enterprise
SRH	Sexual and Reproductive Health
SSI	Social Security Institution (SGK in Turkish)
SUMAF	Technical Assistance to Support the Monitoring of Actions Financed under the Facility for Refugees in Turkey
SuTPs	Syrians under Temporary Protection
TAC	Temporary Accommodation Camp
TCG	Turkish Coast Guard
TDHS	Turkey Demographic and Health Survey
TEC	Temporary Education Centre
TRY	Turkish Lira
TOBB	The Union of Chambers and Commodity Exchanges of Turkey
TÖMER	Turkish Language Teaching Affiliate of Ankara University
TPE	Turkish Proficiency Examination
TRC	Turkish Red Crescent (Kızılay in Turkish)
UN	United Nations
UNHCR	United Nations High Commissioner for Refugees
UNICEF	United Nations Children's Fund
VET	Vocational Education and Training
WFP	World Food Programme
WHO	World Health Organisation

EXECUTIVE SUMMARY

Turkey is the largest refugee hosting country in the world for the sixth year in a row, hosting 3.9 million refugees¹, over 90% of whom are Syrian.² The European Union (EU) and its Member States have provided EUR 6 billion in support of refugees and host communities in Turkey. This support is coordinated through the Facility for Refugees in Turkey. This is the fifth biannual monitoring report which reports on the progress made by the Facility across its priority areas of Education, Health, Socio-Economic Support and Migration Management. NB: The report summarises progress up to the end of December 2019 and therefore does not provide information on the Covid-19 crisis or its effect on the Facility.

The support provided by the EU and its Member States has been programmed in two funding tranches: Tranche I (financed) Actions (projects) which started in the 2016-2017 period (which are due to be completed by mid-2021); and Tranche II Actions which started in the 2018-2020 period and are due to be completed by mid-2025. This is the first report to include the progress of Actions which have been funded under the second tranche of the Facility. As a result of the entry of these new Actions into the portfolio, a number of Facility result indicator targets have increased. The Tranche II funding is allocated across six priority areas (Education; Health; Protection; Basic Needs; Livelihoods and Municipal Infrastructure) in support of a strategy which places increased emphasis on sustainable livelihoods and on helping communities cope with the pressures of the refugee population in the provinces which are most affected by the crisis. Work has been conducted since the second half of 2019 on the development of a revised Facility results monitoring system which is fully aligned with the updated Facility support strategy.

Education

The Facility has been supporting the GoT to integrate a population of over 1.1 million refugee children³ into the public education system, without reducing the overall quality of education for all. Facility investments are being made in support of a strategy consisting of expanding the public education system's capacity in high-refugee concentration areas including through staff recruitment and school construction; adapting education programmes to enable refugee students to successfully join regular classes and providing awareness raising, outreach and incentives to encourage refugee families to enrol their children in school to ensure their regular attendance at classes.

Progress has been made on enrolment despite an increased population of school-aged children. A total of 684,919 Syrian children were enrolled in the 2019-2020 school year - corresponding to 63% of the population of Syrian school-age children in Turkey. The overall enrolment rate is 2 percentage points higher than the 2018-2019 enrolment rate. Good progress has been made in enrolling into the lower secondary education level (up from 58% to 70%) and some progress made at the upper secondary level (up from 27% to 33%). However there has been a drop in the primary education enrolment rate due to the entry of new cohorts of children of school-going age (down from 96% to 89%). There still remain approximately 400,000 school age children who are not attending school - indicating the scale of the ongoing challenge.

Substantial progress has been made by the GoT, supported by the Facility, in rolling out Early Childhood Education (ECE), with a total of 115,133 refugee children supported. Additionally, 41,047 refugee children have been supported to enrol in non-formal education and 875 refugee students were granted scholarships to study at university. The major emphasis on supporting the delivery of catch-up and back-up (remedial) classes to

¹ For reasons of brevity this report uses the term 'refugee' to refer to both Syrians under Temporary Protection (SuTPs) and Persons under International Protection (PuIP). The Government of Turkey (GoT) does not accept the term 'refugee' for SuTPs or PuIPs.

² Global Trends in Forced Displacement, United Nations High Commission for Refugees 2018, <https://www.unhcr.org/5d08d7ee7.pdf>

³ One-third of the SuTP population is of school-going age: <https://www.goc.gov.tr/gecici-koruma5638>, accessed on 28th March 2020.

* Whilst the first tranche of Facility was focused on addressing the needs of Syrian refugees, the second tranche extends beneficiary coverage to include other refugee populations for certain areas of support.

enable children to re-join and effectively follow the curriculum for their age group has proven effective with over 80% of the target being achieved. In 2019 the government implemented the new policy of testing refugee children's level of Turkish and placing the weaker performers in one-year long 'Adaptation classes'. The Facility has been supporting this work in the 26 high refugee concentration provinces through the PIKTES Action. Progress has been less impressive in the area of vocational education however, with no Facility contributions as yet to enrolment numbers. This is expected to change over the coming reporting period.

The Facility also provides financial and transportation support to encourage refugee families to send their children to school. The Conditional Cash Transfer for Education (CCTE) programme was supporting the attendance of 562,016 refugee children at school at the time of this report (December 2019) and has been shown to be effective through the maintenance of high student attendance rates.

In terms of support to the education system's teaching capacity a total of 7,363 educational personnel were being supported either through salaries or other financial incentives and 172,765 education staff had received training to enable them to respond to the particular needs of refugee children. Secondly, over 3,900 educational facilities (including ECE centres) have been upgraded through the provision of equipment since the start of the Facility and 40 new schools have been constructed. A total of 28 of these are operational and a further 320 are in the process of being built.⁴

Health

In the Health Priority Area, the Facility's strategy is firstly to support the GoT to ensure the availability of quality health services to refugees in high refugee concentration provinces whilst maintaining the quality of provincial mainstream health services. Alongside this operational capacity support, the strategy also aims to increase the level of appropriate utilisation of health services through increasing refugee awareness and health literacy.

Under the operational capacity improvement workstream, the Facility has continued to support the establishment and operation of Migrant Health Centres (MHCs), Community Mental Health Centres, mobile outreach services, the equipping of existing hospitals and the construction of two new hospitals in Kilis and Hatay provinces. All together over 3,210 health workers were being financed either through salaries or other forms of incentives at the time of reporting. Additionally, some 7,800 health workers have been trained to-date – including both the delivery of adaptation training to Syrian health workers to enable them to practice in the MHCs, and the training of Turkish health workers to enable them to better respond to the refugees' particular problems and needs. This also includes the training of Bilingual Patient Guides (BPGs) to enable them to work in both primary and secondary health facilities.

The last quarter of 2019 saw the integration of psycho-social support (PSS) and expanded sexual and reproductive health (SRH) services into the range of services provided by the Ministry of Health (MoH) through the SIHHAT Action. These services had previously been provided by non-governmental organization implementing partners outside of the public health system. The facilities and professional staff of 24 centres operating in 12 provinces were later handed over to the MoH, thus demonstrating how the Facility and the Government of Turkey has worked closely together to ensure the sustainability of key services.

Improvements in the availability of health services are also highlighted by data which show that the number of hospital beds per 10,000 of population in Facility-supported provinces is now at 26.73 (93% of the target) and the number of intensive care units per 10,000 of population is now at 4.79 (99% of the target). Since the start of Facility funding 11.9 million primary health-care consultations have been provided to refugees, while 3.5 million vaccination doses have been provided to Syrian infants and pregnant women. Progress in Ante-Natal Care (ANC) service delivery was also significant with over 2.2 million ANC consultations conducted to-date,

⁴ This brings the total number of schools to be built under Facility support to 360. In addition, approximately 40 are being constructed under EUTF funding (outside of the Facility).

benefitting over 650,000 women. In the area of mental health and psycho-social support (MHPSS) services, over 574,000 refugees received support and treatment through Facility-funded Actions while over 21,000 refugees, 67% of them disabled, received specialised treatment in the area of Physical Therapy and Rehabilitation (PTR), provided by five specialist NGOs. Mental health and psycho-social support (PSS) are a particular focus of the Facility's investments due to the refugees' specialised care needs resulting from the effects of conflict and displacement. At present 17 Community Mental Health Centres (CMHCs) have been established through Facility financing to support these services.

Survey and Action monitoring mission findings suggest that a good deal more progress remains to be made in helping refugees know how to effectively access the health system and in improving their levels of health-seeking behaviour. Health literacy levels remain low and refugees are still inappropriately using hospitals as their first option in seeking health care, rather than family or migrant health centres.⁵

Despite the continuing challenges facing the health system the Facility's support to the government's efforts in high refugee concentration provinces are producing good results - patient caseloads for the health staff appear to be becoming more manageable and refugee surveys indicate generally high levels of satisfaction with the availability and quality of health services.^{6,7}

Socio-Economic Support

The reduction in economic growth and increase in unemployment in recent years in Turkey continue to present a challenge to improving the long-term socio-economic resilience of refugees, with growth limited and unemployment rising. The situation has been aggravated by a relatively high inflation rate which has eroded household purchasing power. The most recent survey conducted by the Turkish Red Crescent (TRC) and the World Food Programme (WFP) found poverty levels to be increasing amongst the refugee community.⁸ Achieving the Facility's employment creation targets in these conditions is a major challenge.

The socio-economic support strategy pursued to-date has consisted of providing cash transfers to the economically more vulnerable refugee households; supporting employment through skills development and institutional strengthening to ensure the delivery of employment support services to the refugee population; small enterprise development, and finally - promoting social cohesion through supporting increased refugee-host community understanding and social interaction.

The Facility's flagship Emergency Social Safety Net (ESSN) cash transfer programme (implemented together with the TRC, Ministry of Family, Labour and Social Services (MoFLSS) and WFP) was providing monthly support to 1.75 million refugees at the time of reporting. Altogether some 2,463,773 refugees have benefitted to-date from the ESSN and other transfer mechanisms. According to surveys conducted, this support has enabled the beneficiary households to remain food secure despite the deteriorating economic conditions.^{9,10}

The employability development investments are aimed at making both beneficiary refugees and host community members more attractive to employers in the job market. To date, over 39,000 have received trainings for developing their employability skills, while 47,000 have benefitted from employment related services (such as skills profiling and job counselling). As Turkish language proficiency remains a critical barrier to finding employment, over 16,500 refugees have completed Turkish language courses (outside of the formal education system) through Facility support.

⁵ World Health Organisation, 'Survey on the health status, services utilization and determinants of health of the Syrian refugee population in Turkey, 2019.

⁶ Ibid

⁷ SIHHAT Project, Pre-Survey Report 2019.

⁸ World Food Programme, Comprehensive Vulnerability Monitoring Exercise (CVME) Round 4, January 2020.

⁹ There was a 3% prevalence of unacceptable food consumption amongst registered refugees (CVME4).

¹⁰ The ESSN programme will continue under the second tranche of Facility funding with the IFRC as the Implementing Partner institution.

A wide range of employability development approaches have been supported by the various Actions financed by the Facility including apprenticeships, skills certification, On-the-Job Training (OJT), short vocational skills courses and language training. Many Actions picked up speed during the reporting period and good progress is beginning to be registered for the relevant Facility performance indicators. Action monitoring missions have found that vocational courses need to be longer in duration and Turkish language training needs to be continued and expanded. Apprenticeships have a high likelihood of leading to jobs and OJT has also shown good skills development results although the level of securing actual formal sector jobs has not been high. Women have not been benefitting sufficiently from these programmes due to their focus on the manufacturing sector. During this reporting period almost 11,500 Syrian refugees were registered with İŞKUR (which has benefitted from institutional support in providing services to the refugees), an increase of over one thousand from the previous quarter.

Entrepreneurship and Small and Medium-sized Enterprises (SMEs) have also been supported, albeit on a relatively small scale. By the end of 2019, a total of 539 refugee and host-community member-owned SMEs had received business development advisory services, whilst 152 SMEs had received financing support. In the current economic climate opportunities exist to support this area further as it offers significant employment-creation potential.

The last strand of the socio-economic support strategy aims to promote social interaction and cohesion between refugee and host community populations. Since the start of the Facility, 50 community centres have been successfully established in 12 high refugee population provinces and over 450,000 refugees and host community members had participated in social cohesion activities by the end of December 2019.

Migration Management

The Facility's support in the area of migration management has consisted of supporting the rescue of migrants at sea (through support to the Turkish Coast-Guard) and the safe and dignified hosting of irregular migrants in the GoT's network of removal centres (managed by the Directorate General for Migration Management - DGMM). This included the construction of a purpose-built removal centre. Both of the Actions in this priority area have now been completed. By December 2019, a total of 325,589 migrants had received assistance in removal centres.

1. INTRODUCTION

With a current refugee¹¹ population of almost 3.9 million,¹² Turkey is the largest refugee hosting country in the world for the sixth year in a row, serving as a transit route and host country for refugees and migrants driven from their countries as a result of the conflicts in Syria and the region.

To support the Government of Turkey (GoT) to cope with the many burdens placed on its society by this influx, the European Union (EU) is providing €6 billion of financial support coordinated through the Facility for Refugees in Turkey (hereafter referred to as ‘the Facility’). The Facility is a mechanism established to ensure the strategic and efficient management of these resources which are delivered through a range of funding instruments. The support has been programmed in two phases (or funding tranches), the first of which (Tranche I) financed Actions (projects) which started in the 2016–2017 period (due to be completed by mid-2021) and the second of which (Tranche II), is funding a group of Actions to be contracted until the end of this year (2020), the earliest of which began in 2018. All Tranche II Actions are due to be completed by mid-2025.

This monitoring report is the fifth biannual report produced by the Facility Secretariat to inform stakeholders of the progress made by the Facility in supporting the GoT to respond to the refugee crisis. It is the first report to include the progress of Actions which have been funded under the second tranche of the Facility. The transition from the first tranche of the Facility (Tranche I) to the second tranche (Tranche II) is characterised by the move away from rapidly established Actions designed to meet the immediate needs of an emergency situation, to Actions strategically focused on durable developmental solutions aligned with the wider institutional and policy environment in Turkey.

To reflect this evolution of the Facility’s strategy, the Priority Areas have been adapted. Under the revised Facility Results Framework (RRF),¹³ the socio-economic support priority area has been divided into two separate priority areas – Basic Needs and Livelihoods – as a result of the Facility’s increased focus on sustainable livelihoods. Additionally, to assist local governments to cope with the major increase in the level of demand for basic municipal services, Municipal Infrastructure has been added as a Priority Area. A specific Protection Priority Area has also been created in order to capture in a structured and systematic manner the response being provided by both governmental institutions and others to the protection needs of the refugees. Education and Health continue as before whilst Migration Management will no longer feature as a Priority Area in reflection of the strategic orientation of the Tranche II.^{14,15} The EU continues to support Migration Management through instruments outside the Facility.

As the transition from Tranche I to Tranche II is implemented, the Facility’s portfolio of implementing organisations (hereafter referred to as ‘Implementing Partners’ or ‘IPs’) is also changing. The role of GoT institutions in implementing Actions is increasing whilst the number of multilateral, bilateral and non-governmental development agency IPs is decreasing. This partly reflects an increased concern on the part of the European Commission to ensure greater sustainability of the Actions’ benefits through greater alignment with the work of relevant GoT institutions.

¹¹ This report uses the term ‘refugee’ to refer to both Syrians under Temporary Protection (SuTPs) and Persons under International Protection (PuIP).

¹² 3.6 million are Syrians registered under Temporary Protection (SuTPs), the majority of the remaining 300,000 are Afghani, Iraqi or Iranian nationals registered under International Protection.

¹³ See the explanation of the RRF in the previous Facility Monitoring Report (June 2019) and later in this Introduction.

¹⁴ Commission Implementing Decision of 19.07.2019, on the adoption of a special measure on health, protection, socio-economic support and municipal infrastructure under the Facility for Refugees. https://ec.europa.eu/neighbourhood-enlargement/sites/near/files/c_2019_5454_f1_commission_implementing_decision_en_v3_p1_1040404.pdf

¹⁵ https://ec.europa.eu/neighbourhood-enlargement/sites/near/files/updated_facility_strategic_concept_note.pdf

The Structure of the Report

This edition of the report is structured according to each of the four Priority Areas used in the Tranche I support strategy (Education, Health, Socio-Economic Support and Migration Management). The strategy's overall results chain, including outcomes and impact is shown in Figure 1 below. Each of the four Priority Areas has its own targeted results chain and these are presented at the start of each Priority Area chapter alongside a brief update on the sectoral context. The strategy of each Facility's Priority Area is then presented alongside relevant information from recently completed research and monitoring and evaluation activities relating to the targeted beneficiary communities. The monitoring, evaluation and research reports which were drawn upon include: 1) Periodic Action monitoring missions conducted by 'Technical Assistance to Support the Monitoring of Actions financed under the Facility for Refugees in Turkey' (SUMAF) for the EU Delegation (relating to the non-humanitarian Actions only) and by the ECHO field team (relating to the humanitarian Actions) which assess the progress and performance of the Actions; 2) Facility Results Framework Quarterly Information Notes (QINs) and other Action progress reports submitted to the EUD by IPs; 3) Impact or performance assessments of Actions conducted or contracted by Implementing Partners; 4) Sector-relevant research studies undertaken by other credible institutions such as universities. This is then followed by a brief discussion of the progress made in terms of each of the Facility Results Framework (RF) outputs using the selected indicators, including references to particular successes achieved or challenges encountered by Actions.

Figure 1: Facility (Tranche I) Overall Results Chain



The Evolution of the Facility Results Framework to Adapt to Tranche II

As in the case of the previous reports, this report uses progress data relating to the achievement of the outputs presented in the Tranche I Facility Results Framework (RF). The current achievement status of the full set of Tranche I RF indicators is presented in the Annexes section, whilst only a selection of the most informative indicators is used for the progress discussion in the main body of the report. This edition of the Facility Monitoring Report includes several Tranche II-funded Actions including several Actions providing protection services (funded through ECHO), the follow-on education system support Action (PIKTES II) and an education infrastructure Action. The forthcoming three reporting periods (up to mid-2021) are currently due to see the completion of Tranche I Actions - a number of which have been extended beyond their original completion dates - whilst the entry of new Tranche II-funded Actions into the Facility portfolio is expected to be completed during the current calendar year (2020).

Modified Indicator Targets

The reader will notice some differences between RF output indicator target values in the previous report and those contained in this report. The targets established for the RF output indicators are the aggregate values of the targets set for each contributing Action. Consequently, if any changes are introduced to an individual Action's targets this will be reflected in an adjustment to the relevant Facility RF target. Occasionally an Action revises its performance target (e.g. resulting from a change to the Action's design) and so this is reflected in the overall Facility RF indicator target. Additionally, due to the inclusion of several new Actions funded from Tranche II in the Facility's portfolio, the targets of these Actions for certain indicators will be added to the overall Facility output indicator target. This is the reason for these differences.¹⁶

Cumulative and Snapshot Indicators

The Facility's RF collects and reports data for indicators in two different ways - either as 'cumulative' indicators or 'snapshot' indicators. A 'cumulative' indicator reports the cumulative value or running total of the indicator since the start of the Facility (Tranche I). Hence, any additional progress made during a reporting period is added to the previous total in order to generate the new cumulative total. A 'snapshot' indicator reports the current value at a particular point in time within a specific reporting period.¹⁷ The value of a snapshot indicator may rise and fall from reporting period to reporting period, but only the current value for the selected reporting period is reported, irrespective of the historical values. The main body of this report presents cumulative indicators in the output tables for each Priority Area. These output tables compare the cumulative progress of each indicator against their long-term targets, expressing the progress in percentage terms. In contrast, snapshot indicators are presented individually as graphs, which compare their reported values for several quarterly reporting periods. An exception to this approach is made when dealing with snapshot indicators which are reported annually or as a percentage (e.g. i1.1.1.7: Percentage of CCTE children regularly attending school at the end of the year). Additionally, each individual indicator is presented in further detail in the annexes, and includes disaggregation information (e.g. age group, province or gender).

Quality of Data Reported by IPs

Given the wide range of IPs reporting to the Facility and the breadth of types of activity being funded, the reporting system needs to manage a very large number of data sources and consequently the accuracy of the results can vary, as these are dependent on the quality of the underlying data supplied by the IPs, over which the Facility Secretariat has only limited control. Factors that can affect data availability, reliability, and

¹⁶ The reader will note that in the charts presented in this report a full stop is used when presenting numbers denoted in thousands (i.e. 2.000 means two thousand) whereas the text in this report uses the European convention of using a comma (i.e. 2,000). This will be adjusted in future reports.

¹⁷ This reporting type is used for some indicators where there is a danger of 'double-counting' the same - for example where the same person may be counted in multiple time-periods (e.g. enrolled students).

comparability include the nature of data collection tools and processes used by IPs as well as the level of consistency of their implementation.

Action monitoring missions have reported that the quality of construction of the results chain and the identification of appropriate performance indicators (and associated sources of data) in IPs' Action logframes is often quite weak, thus requiring substantial technical assistance to align their M&E system designs with the requirements of the Facility reporting system. This applies both to directly and indirectly managed Actions. Indeed, a common recommendation from these reviews is that increased investment in the provision of training and guidance to IPs and in the provision of technical assistance to Action M&E system design is needed.

The Action monitoring missions which are conducted every six or twelve months by SUMAF for DG NEAR-managed Actions include the conduct of Data Quality Assessments (DQAs) for selected Action indicators including those which are contributing to Facility RF indicators. These assessments review the data recording and reporting instruments and processes used by the Action at the primary field-level collection point as well as the data checking, aggregation and analysis processes used prior to the sharing of the final aggregate numbers with SUMAF. Where feasible, a sample of actual reported data are checked against the original recording templates/reports used on the ground (e.g. attendance at awareness-raising sessions; beneficiaries of coaching services etc.). The conduct of DQAs constitutes a new type of project review for most of the Facility's IPs and the methodology has been regularly updated by SUMAF. It is summarised in the SUMAF Monitoring Manual.¹⁸

Development of the Revised Facility Results Framework

The development of a revised Facility RF which is adapted to the updated strategy of the Facility (based on Tranche II) was described in the previous report. This process was mostly completed by the end of this reporting period (December 2019) with the finalisation of the draft results chains and performance indicators for the six Priority Areas (Education; Health; Protection; Basic Needs; Livelihoods; Municipal Infrastructure).¹⁹ The revised monitoring and reporting system accompanying this revised RF continued to be developed during the first quarter of 2020 with all of the relevant IPs fully involved in the process. At the same time, the design processes for Tranche II Actions have been influenced where possible to ensure that the indicators contained in the new (revised) Facility RF are reflected in the logframes and monitoring systems of the individual Actions. The move from reporting against the current Facility performance monitoring framework ('Results Framework') to reporting against the revised and updated one ('Revised Results Framework') will be completed by June of this year (2020) with the testing of the new system starting in the third quarter of the year.

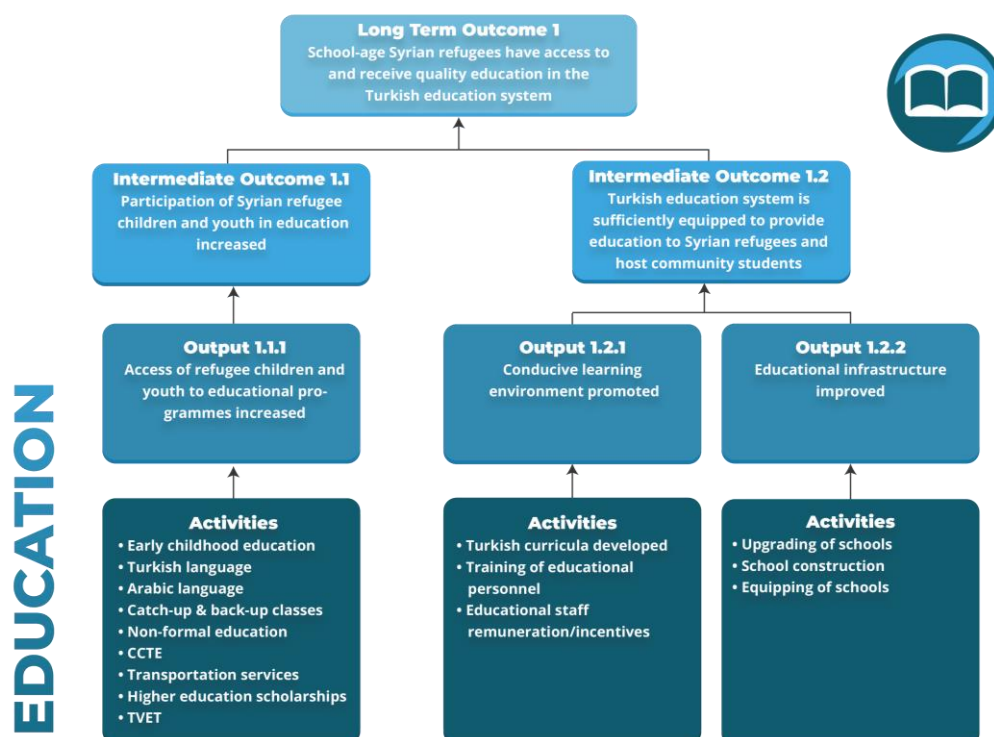
¹⁸ See Data Quality Assessment chapter of the SUMAF Monitoring Manual Version 4 (April 2020).

¹⁹ This process has been led by the Facility Secretariat, supported by the EUD and ECHO with SUMAF providing technical assistance.

2. EDUCATION

According to the latest data of the Directorate General of Migration Management (DGMM), of the 3.6 million Syrian refugees in Turkey, over 1.6 million (47%) are children and youth between the ages of 5 and 24 years.²⁰ Refugee children are a particularly vulnerable group, often overlooked in official statistics.²¹ In Turkey, one-third of the Syrian refugee population (1.1 million) is of school-going age.²² The Facility has been supporting Turkey to integrate this population of children into the public education system²⁴ whilst seeking to maintain the overall quality of the education provided to the existing student population.

Figure 2: Facility's Intervention Logic in the Education Priority Area



Effective integration of refugee children involves the dual challenges of providing immediate access so that previous learning gains are not lost, whilst simultaneously developing educational policies and programmes which promote longer-term inclusion and the strengthening of the public education system.²⁵ In Turkey, the government initially established Temporary Education Centres (TECs), where a modified Arabic-based curriculum was delivered to refugee children.²⁶ The GoT subsequently evolved its policy and by mid-2017 the Arabic classes were phased out and the TECs started to provide Turkish language courses for SuTPs with the aim of integrating them into the public education system. At the same time, the Ministry of National Education

²⁰ <https://www.goc.gov.tr/gecici-koruma5638>

²¹ Cerna, Lucie. "Refugee education: Integration models and practices in OECD countries." OECD Education Working Papers 203 (2019): 0_1-73.

²² Fazel, Mina, and Alan Stein. "The mental health of refugee children." *Archives of disease in childhood* 87.5 (2002): 366-370.

²³ <https://www.goc.gov.tr/gecici-koruma5638>

²⁴ Whilst the first tranche of Facility was focused on addressing the needs of Syrian refugees, the second tranche extends beneficiary coverage to include other refugee populations for certain areas of support.

²⁵ De Wal Pastoor, Lutine. "Rethinking refugee education: Principles, policies and practice from a European perspective." *Annual review of comparative and international education* 30 (2016): 107-116.

²⁶ *Toward Long-Term Solidarity with Syrian Refugees? Turkey's Policy Response and Challenges* (2018), Atlantic Council in Turkey, https://espas.secure.europarl.europa.eu/orbis/sites/default/files/generated/document/en/Toward_Long-Term_Solidarity_with_Syrian_Refugees_web_final_update_101118.pdf

(MoNE) began expanding its education infrastructure,²⁷ developing teaching-learning programmes, training staff, and institutionalising a model aimed at integrating refugee children into the Turkish education system.²⁸

The Facility's strategy for the Education Priority Area aims to achieve the long-term outcome of ensuring 'School-age Syrian refugees have access to and receive quality education in the Turkish education system,'²⁹ (see the results chain in Figure 2 above). The strategy aims to both improve the supply of accessible and high-quality schooling whilst simultaneously supporting the demand for education among refugee populations through building awareness about refugees' education rights, the services available, and how they can be accessed.

The strategy is structured around the delivery of the three outputs presented in Figure 2 above. The interventions designed to achieve each of these outputs, and the progress made to date are presented below together with some of the main implementation challenges encountered.

Output 1.1.1 - 'Access of refugee children and youth to educational programmes increased'

Facility Investments

As detailed in Table 1, MoNE data shows that 684,919 Syrian children were enrolled in education in the 2019-2020 school year - corresponding to 63% of the population of Syrian children in Turkey aged between 5 and 17 years.³⁰ The distribution of enrolled boys and girls was 51% and 49%, respectively. The distribution of the students by education level in comparison to the registered population for the same age group is presented in the table below:

Table 1: Distribution of Students by Education Level (2019-2020)

Level	Enrolled	Population	Percentage
Preschool (Age 5)	34,718	112,834	30.8%
Primary (Age 6-9)	339,541	382,357	88.8%
Lower Secondary (Age 10-13)	223,182	318,251	70.1%
Upper Secondary (Age 14-17)	87,478	268,730	32.6%
TOTAL	684,919	1,082,172	63.3%

The overall enrolment rate increased by 2 percentage points compared to the 61% enrolment rate in the 2018-2019 school year.³¹ An impressive increase is recorded in the enrolment rate of lower secondary age children, which increased from 58% to 70%. An increase was also recorded at the upper secondary level (from 27% to 33%). On the downside, however, there has been a noticeable reduction in the enrolment rate at the primary education level (from 96% to 89%) due to the entry of a large cohort of younger children into this population group. The significantly lower enrolment rate for the 14 to 17 years age group is caused by a range of factors including language ability, cultural factors (in the case of girls) and the need for children to contribute to household subsistence or income. In 2019, MoNE estimated that at the end of 2018 there were still 397,253 refugee children out of school,³² highlighting the major efforts that need to be made to ensure that these children are brought into the education system.

²⁷ <https://dergipark.org.tr/download/article-file/618384>

²⁸ Needs Assessment Report: 31st October 2018.

²⁹ These objectives are in line with the Regional Refugee and Resilience Plan (3RP), the 'No Lost Generation' multi-stakeholder strategic initiative on supporting Syria and the region, and the Sustainable Development Goal Four (SDG4) on inclusive and equitable quality education.

³⁰ https://hbogm.meb.gov.tr/meb_iys_dosyalar/2020_01/27110237_OCAK_2020internet_BulteniSunu.pdf

³¹ https://hbogm.meb.gov.tr/meb_iys_dosyalar/2019_04/08133210_01Nisan2019internetSunusuGeciciKorumaAlOgr.pdf

³² PICTES Impact Analysis. MoNE. 2019.

To improve access to education across all age groups the Facility is supporting a broad range of interventions covering pre-school, primary, secondary and tertiary level education. The Facility's principal investment under Tranche I was the "Promoting Integration of Syrian Children into Turkish Education System (PICTES)" Action, implemented by MoNE. With an initial duration of 24 months³³, PICTES provided a range of support interventions to the public education system in the 23 provinces with the highest refugee populations. Under Tranche II, a follow-on Action (known as PIKTES), began operation towards the end of the second quarter of 2019. It now covers a total of 26 provinces.

In addition to MoNE, a range of UN organisations, International Financial Institutions (IFIs) and international and national NGOs are implementing education Actions with the Facility's support. The intervention areas collectively supported by these institutions (including MoNE) include: Early Childhood Education (ECE) programmes, Turkish language skills training, Arabic language classes, catch-up classes and remedial (back-up) classes (aimed at improving refugee children's integration into the system), as well as outreach activities to follow-up on out-of-school children. Also covered is the provision of scholarships to support a limited number of students to go on to tertiary education. According to the latest available data of the Council of Higher Education (covering the 2018-2019 academic year), the number of Syrian students (not only refugee students) in Turkey at university level was 27,034 (consisting of 17,096 males and 9,938 females).³⁴

A second set of Facility-funded Actions is intended to address barriers to enrolment. This includes the Conditional Cash Transfer for Education (CCTE) programme which, together with the provision of transportation services, aims to incentivise enrolment and regular attendance by reducing the financial costs of education. The CCTE programme for Syrians and other refugees is implemented by the Ministry of Family, Labour and Social Services (MoFLSS) and the Ministry of National Education (MoNE), in collaboration with the Turkish Red Crescent (TRC) and UNICEF. As of December 2019, a total of 562,016 children had benefited at least once from the CCTE. In 15 high refugee-concentration provinces, the CCTE includes an innovative child protection component that does not exist in the equivalent national programme for Turkish citizens, which involves early detection and response to risks or violations, with a specific focus on out-of-school children or children with low attendance rates. As of December 2019, a total of 71,923 children who had not been regularly attending school had received a visit from the programme team in order to understand the reason for the attendance issues. Out of this number, approximately 6,500 children with protection risks were referred to specialised services following the visit.³⁵

Progress To-Date






Table 2 below presents a summary of the progress made in achieving this Facility output, expressed in terms of a number of RF indicators. These are mostly cumulatively reported indicators which enable percentage progress to be reported against an overall target value. However, indicator i1.1.1.7 shows the value which was current in December 2019 (i.e. is a snapshot indicator) and is expressed as a percentage achievement rate with respect to an annual target, (thereby enabling it to be included in the output table). The quarterly progress values of an additional four snapshot indicators are presented individually below. As outlined in the introductory section of this report, many of the indicator target values have been increased since the last report due to the entry into the Facility portfolio of new Tranche II Actions, two of which relate to this Priority Area.

³³ Later extended by another 6 months

³⁴ <https://istatistik.yok.gov.tr>

³⁵ CCTE Programme Update – February 2020.

Table 2: Output 1.1.1 – Progress Against Targets

Output Indicator	Indicator Value	Target Value	% Progress	
i1.1.1.1 - Number of refugee and host community children enrolled in early childhood education programmes	115.133	246.200	46.8%	
i1.1.1.3 - Number of refugee children and youth enrolled in non-formal education	41.047	54.950	74.7%	
i1.1.1.4 - Number of Syrian refugee children and youth who completed back-up and catch-up classes	80.243	99.000	81.1%	
i1.1.1.7 - Percentage of CCTE beneficiary children enrolled at the beginning of the school year still regularly attending school at the end of the school year	90%	85%	105.9%	
i1.1.1.9 - Number of higher education scholarships granted to Syrian refugee students	875	910	96.2%	

The inclusion of the follow-on major education Action (PIKTES) has resulted in a major emphasis on Early Childhood Education (ECE) within the Facility’s updated education support strategy, with the new target raised to over 246,000 children. ECE under PIKTES started from July 2019 with a two-month Summer course programme following which pre-school children were provided with a one-year teaching programme. Equipment, educational material and stationery was provided to 2,120 schools under the PIKTES Action. Already progress towards the new target is very encouraging with over 115,000 children enrolled in the current academic year.

Progress in delivering non-formal education³⁶ is very encouraging (75% of the target has been achieved) and also in delivering back-up (remedial) and catch-up classes (81% target achievement) which aim to bring refugee students up to the academic level required to be able to successfully follow the school curriculum for their age group.³⁷ An Accelerated Learning programme, jointly implemented by UNICEF and MoNE, is also showing good progress, with 17,492 learners enrolled by December 2019 out of a target of 20,000 (88%). Higher education support has also made progress as shown by i1.1.1.9: 875 scholarships to attend higher education institutions had been provided to refugees by the end of 2019, representing 96% of the Tranche I target.

The Vocational Education Training (VET) indicator (i1.1.1.10) is the only one with no achievement progress reported to-date. There are two reasons for this. Firstly, it has taken time to conduct the needs assessment surveys of the targeted Vocational and Technical High Schools and Vocational Education Centres which preceded the start of the procurement process for the required workshop equipment. Secondly, the VET scholarships provision system involving DG Technical and Vocational Education (of MoNE) and the Turkish Red Crescent has taken time to be developed. Nevertheless, the target value for the number of students enrolled in VET institutions is expected to be reached with the full implementation of the activities related to the provision of student support packages and the conduct of family outreach and awareness-raising. The outreach activities to refugee and host community families to encourage enrolment in these institutions is ongoing, with the resulting enrolment expected to occur in the next reporting period. Monitoring mission reports have indicated that that vocational high school education has a poor reputation among the Syrian population, with academic courses considered as offering the chances of a better future for children.³⁸ A recent SUMAF Action monitoring mission recommended the implementation of a targeted communication campaign to address this issue.

In addition to the cumulative indicators presented above, a trend analysis is presented for the Facility’s snapshot indicators relating to enrolment, attendance and transportation service use in the figures below. Data from the

³⁶ Non-formal education is a key means of education for refugee children who are out of the mainstream education system and is offered at Public Education Centres, Community Centres and Youth Centres by a range of IPs.

³⁷ It should be noted however that no catch-up classes were delivered by PIKTES during the reporting period (see 3rd PIKTES QIN report).

³⁸ See for example the SUMAF Ad-Hoc Mission Report on Employability and Vocational Skills Development (March 2020).

end of 2018 (Q4) and the middle of 2019 (Q2), are presented alongside the end of 2019 value (Q4) to outline recent trends for similar cohorts of students.

Indicator i1.1.1.2 (Figure 3), showing the number of Syrian refugee children enrolled in Turkish classes with Facility support, has dropped from over 232,000 in 2019/Q2 to 98,994 in 2019/Q4. This is due to the new policy³⁹ implemented by MoNE to channel refugee children who obtain less than 60% in Turkish Proficiency Examination (TPE) into a year-long ‘Adaptation Class’. Those who pass the test are integrated into the public schools and follow the regular curriculum for their grade.

These remedial adaptation classes are delivered at public schools for grades 3-12 and are delivered either for one or two terms duration (depending on the student’s progress). The courses consist of 30 hours per week (24 hours of which is Turkish language tuition⁴⁰) and are provided by MoNE in all 81 provinces of the country. The Facility, through PIKTES, supports these classes in 26 Facility-focused provinces.

The validity of the approach to focus on Turkish language competencies is highlighted by evidence from the PICTES Impact Analysis and Evaluation which shows that one additional year of Turkish education correlates with an increase in grades and a reduction in absenteeism.⁴¹ This corroborates findings from SUMAF monitoring missions which consistently find a high demand for Turkish language courses from adults and children.

Figure 3: i1.1.1.2: Number of Syrian Refugee children enrolled in Turkish classes

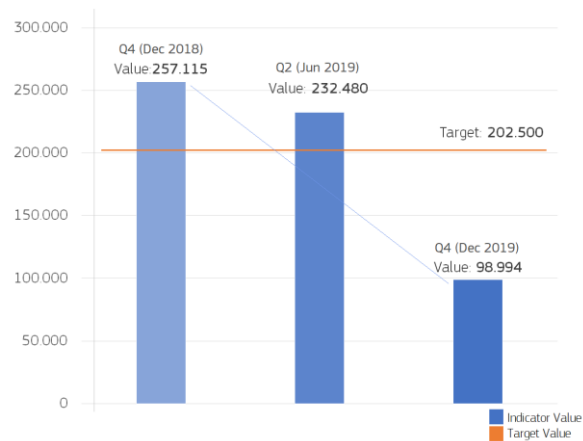
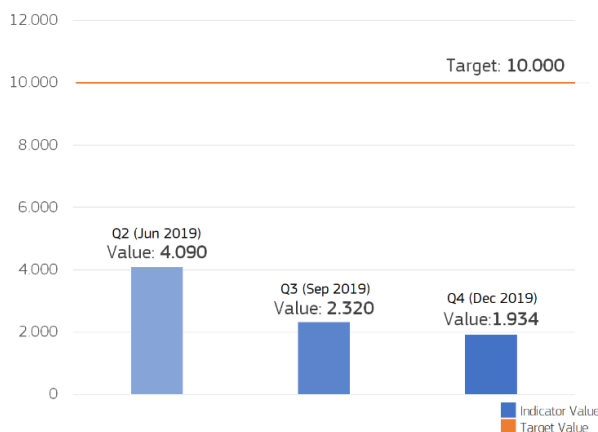


Figure 4: i1.1.1.5 Number of Syrian refugee children enrolled in Arabic language classes



As SuTP children’s transition to Turkish language classes increase, the attendance in Arabic classes has decreased (see Figure 4). This may also be due to the increasing number of refugee students who are proficient in Turkish and able to participate in the public school system.

³⁹ <http://mevzuat.meb.gov.tr/dosyalar/2022.pdf>

⁴⁰ The remaining 6 class hours are for art, gym and music lessons given to all students.

⁴¹ PICTES Impact Analysis and Evaluation Report, May 2019.

The Conditional Cash Transfer for Education (CCTE) programme is the Facility’s flagship instrument for encouraging and supporting particularly poor refugee families to send their children to school. Its effectiveness has been well demonstrated. At the end of the reporting period, 562,016 children were enrolled in CCTE (102% of the target set for the Facility). This is an increase of over 150,000 from December 2018 (see Figure 5).

In Table 2 (above) the data for indicator 1.1.1.7 shows that 90% of these children were still regularly attending school at the end of the school year (surpassing the target of 85%). As mentioned earlier, the Action is implemented jointly by government agencies, international organisations and local NGOs with the families benefitting from the CCTE programme receiving financial support every two months on the condition that the child has an attendance rate of over 80%. The amount given depends on the gender (a little more is provided for girl attendance) and the grade of the student. Additional financial support is provided at the beginning of each semester to cover school supplies.

Figure 5: i1.1.1.6 Number of refugee children enrolled in schools receiving CCTE

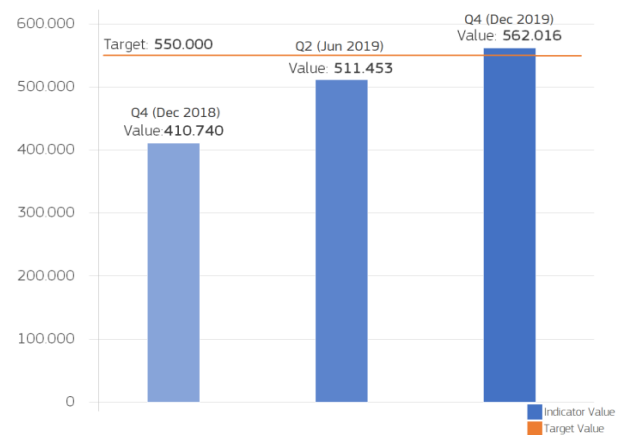
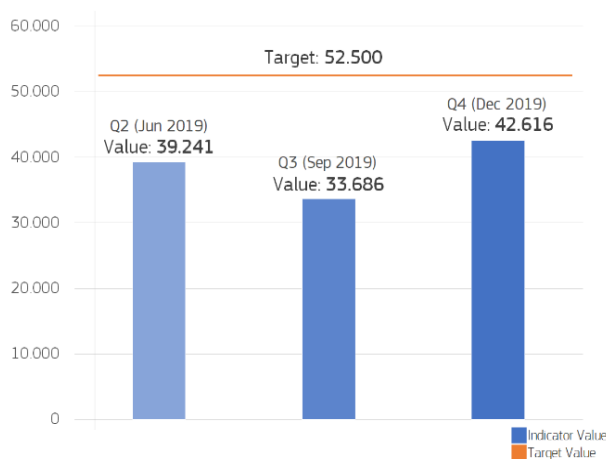


Figure 6: i1.1.1.8 Number of Syrian Refugee children and youth registered for transportation services



One snapshot indicator which has also shown impressive progress is indicator 1.1.1.8 shown in Figure 6. This captures the Facility-funded initiatives to reduce barriers to education, through the provision of transportation services. During this reporting period, 42,616 of the targeted beneficiary children provided were with transportation services - an increase from the previous reporting period due to PIKTES scaling up its implementation.

Output 1.2.1 - ‘Conducive learning environment promoted’

Facility Investments

To strengthen the overall quality of education delivered by the public education system, the Facility is helping to strengthen the education workforce in its targeted provinces. Action monitoring missions noted the problems caused by high student-teacher ratios and the presence in classes of students of highly mixed ability, which can undermine the quality of the education provided.⁴² To mitigate these effects MoNE, through the now

⁴² See SUMAF Summary of Final Monitoring Report for PICTES I Action - Promoting Integration of Syrian Children into Turkish Education System (IPA/2016/377-536), March 2019.

completed PICTES Action and the newly-started PIKTES Action, is working to build capacity through the recruitment of teachers and the delivery of a comprehensive training programme for teachers and administrators. Training includes subjects specifically related to education which are not traditionally covered in teacher training such as: the relationship between education and migration; psychological support to immigrant children; management of traumatised students and conflict management as well as interventions to remove cultural and social barriers to integration.⁴³ The delivery of such training is aligned with research which shows that school culture and leadership which is committed to equality is critical for creating a secure and conducive learning environment for children in migration contexts.⁴⁴ Looking forward, plans are in place to conduct teacher assessments and to establish feedback mechanisms to improve performance and support.⁴⁵

Although not tracked as an indicator under the RF, PIKTES reported that over 64,000 students had benefitted from support from Facility-funded guidance counsellors by the close of the reporting period.

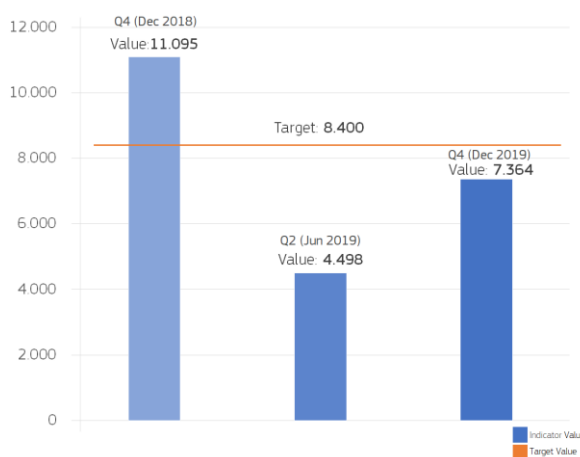
Progress To-Date

Table 3: Output 1.2.1 – Progress Against Targets

Output Indicator	Indicator Value	Target Value	% Progress	
i1.2.1.2 - Number of educational personnel trained	172.765	72.530	238.2%	

The cumulative training figures presented in Table 3 above include a now completed nationwide inclusive education pedagogy course delivered to over 170,000 teachers.⁴⁷ SUMAF monitoring missions conducted for the PICTES programme noted the high level of motivation among MoNE staff resulting from these trainings.

Figure 7: i1.2.1.3 Number of education personnel receiving salaries and/or incentives⁴⁶



The number of staff receiving salaries or other incentives increased from 4,498 in the previous reporting period to 7,365 by the end of the current one (see Figure 7). This increase is a result of the start of the Tranche II PIKTES programme. As shown, this is still below the Q4 2018 snapshot indicator numbers reported at the peak of the PICTES Tranche I implementation. It is therefore expected these numbers will continue to increase with time.

⁴³ PICTES Impact Analysis and Evaluation Report, 2019.

⁴⁴ Brind, Tom, Caroline Harper, and Karen Moore. *Education for migrant, minority, and marginalised children in Europe*. Open Society Institute, 2008. & Janta, Barbara, and Emma Harte. 'Education of migrant children: Education policy responses for the inclusion of migrant children in Europe' (2016).

⁴⁵ IPA/2018/403-554, Annex I, Description of the Action - PIKTES II.

⁴⁶ The Q4 2018 value is an estimate provided by MoNE.

⁴⁷ The trainings included a certification programme on teaching Turkish; integration of Syrian students into school life; and specialised certification courses for guidance counsellors on psycho-social interventions for children.

Output 1.2.2 - 'Educational infrastructure improved'





Facility Investments

The third major element of the Facility's education support strategy is aimed at supporting infrastructure development to help deal with school over-crowding in the 26 high refugee concentration provinces. Facility support is being provided to the upgrading of 1,970 existing schools and to the construction of 357⁴⁸ new schools (see Table 4 below).

Progress To-Date

The progress made in achieving output 1.2.2 is measured through four cumulatively reported RF indicators presented in Table 4 below.

Table 4: Output 1.2.2 – Progress Against Targets

Output Indicator	Indicator Value	Target Value	% Progress	
i1.2.2.1 - Number of existing schools upgraded in standards	3.902	1.790	218.0%	
i1.2.2.2 - Number of schools constructed	28	360	7.8%	
i1.2.2.2a - Percentage of key implementation steps completed in the construction of schools	27.1%	100.0%	27.1%	
i1.2.2.3 - Number of educational facilities equipped with renewable energy installations	0	120	0.0%	

100,0%

The data on school upgrading shows substantial progress compared to the previous reporting period. Over 3,900 schools have been upgraded through the provision of equipment – up from the 900 schools upgraded by the end of the previous reporting period. This is primarily due to MoNE's PIKTES Action which has provided furniture and educational equipment to 2,120 pre-school (ECE) facilities during the current academic year (2019-20).

As shown by indicators i1.2.2.2 and 1.2.2.2a, the total target for the new school construction has increased from 180 to 360 with the addition of 180 new schools under Tranche II. The progress to-date in the construction of new schools still appears limited due to the longer than anticipated periods required for the land acquisition, tendering and construction processes. Of the schools planned for construction under Tranche I, 40 have been constructed (but not yet handed over to MoNE) and 28 of these are operational.

It should be noted that indicator i1.2.2.2a shows an average sub-project (i.e. individual school construction project) completion level. In the previous Facility Monitoring Report, this was reported as 54%. The current value for this indicator is now reported as 27%.⁴⁹ This is because progress is now being reported against the new target of 360 schools (as opposed to the previous 180 school target).

⁴⁸ The current established target number of new schools to be constructed with Facility support is 357. However, this is likely to increase to 367 (MoNE estimate) as some additional procurement tendering is ongoing. The new target will be known following this tendering process. For the purposes of Table 4 a target of 360 has been used. Additional EC-funded school construction support which is outside the Facility is excluded here.

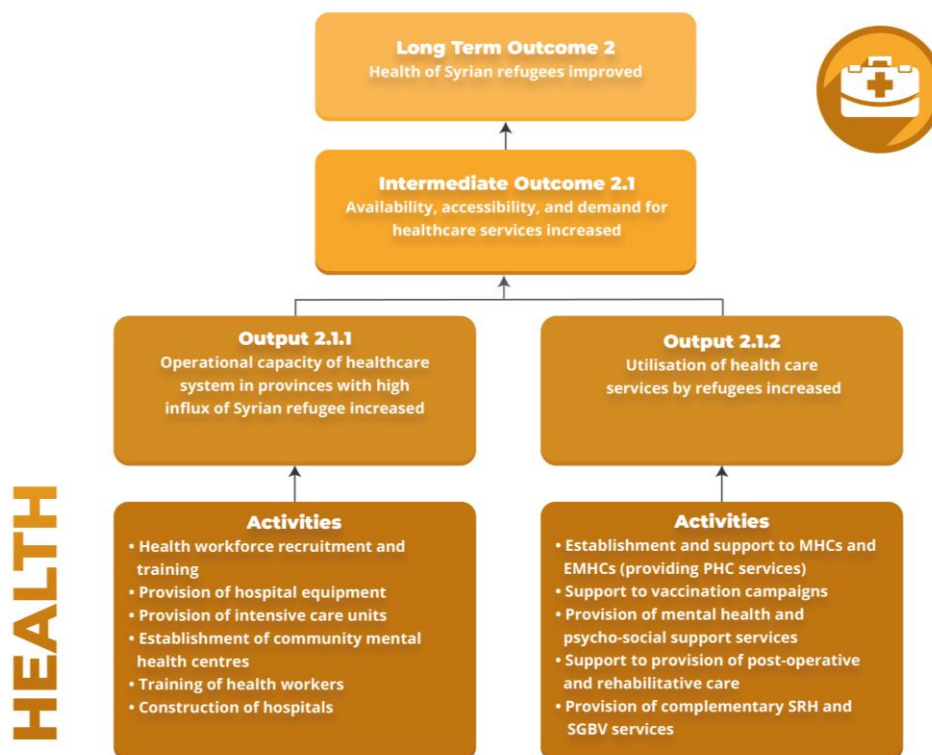
⁴⁹ For more information see Annex Figures 28 and 29.

3. HEALTH

The presence of almost 3.9 million refugees in Turkey continues to place a severe burden on Turkey’s national health system.⁵⁰ Forced displacement exposes migrants to numerous health risks and language and cultural barriers prevent them from accessing health services.⁵¹ The age and gender structure of the refugee population also poses health risks – a quarter of this population consists of women of reproductive age while the child dependency ratio is 68 children per 100 working-age persons. The 2019 Turkey Demographic and Health Survey (TDHS) Syrian Migrant Sample⁵² demonstrates why the health needs of women and children must be prioritised: 21% of married Syrian refugee women have an unmet need for family planning; one out of five Syrian migrant women aged 15-17 is either a mother or pregnant; the infant mortality rate (IMR) is 22 deaths per 1,000 live births (compared to an IMR of 2.6 across Europe); 17% of children under five are stunted and only 60% of Syrian refugee children received all age-appropriate vaccinations during their first 23 months of life.⁵³

To meet the health needs of registered refugees alongside those of the population at large, Turkey has been expanding its inclusive health policies.⁵⁴ Health services for refugees were initially provided by a variety of actors and were concentrated in areas with high refugee populations close to the borders. In response to the continued arrival of Syrian refugees and their dispersal throughout the country, the Ministry of Health (MoH) developed an integrated and coordinated approach providing SuTPs and international protection applicants with free access to health-care and medicine upon registration.⁵⁵

Figure 8: Facility’s Intervention Logic in the Health Priority Area:



A network of Migrant Health Centres (MHC) and Extended Migrant Health Centres (EMHC) was then established to provide refugee-centred health-care in 29 high refugee-concentration provinces. Staffed by Syrian doctors

⁵⁰ <https://m.bianet.org/bianet/saglik/204103-saglikta-krizin-seyri>

⁵¹ IOM, “Social Determinants of Migrant Health,” accessed 23rd March 2020, <https://www.iom.int/social-determinants-migrant-health>

⁵² A nationally representative sample of 2,216 Syrian migrant women age 15-49 from 1,826 Syrian migrant households was interviewed in the 2018 TDHS.

⁵³ Turkey 2018 Demographic and Health Survey (TDHS) Syrian Migrant Sample (Nov 2019).

⁵⁴ International Federation of Red Cross and Red Crescent Societies, Health Inequities, Migration and Access - Fact Sheet, https://www.ifrc.org/PageFiles/89397/Health%20and%20Migration_FactSheet_FINAL.pdf

⁵⁵ All other refugee groups only have access to emergency and preventive healthcare services.

and nurses and supported by Turkish health workers, these centres provide a range of essential primary health-care services (and some specialist services at EMHCs) and thereby reduce the burden on the overall health system - especially at the secondary and tertiary levels.

The Facility's support strategy is summarised in Figure 8 (above). The long-term outcome of the Facility's strategy is to ensure the improved health of Syrian refugees through the following Intermediate Outcome: 'Availability, accessibility, and demand for healthcare services is increased'.⁵⁶ The strategy is implemented through the delivery of two major outputs. The first (Output 2.1.1), supports the strengthening of the health system capacity in the Facility-focused provinces, whilst the second (Output 2.1.2) aims to improve health literacy and awareness to ensure that the appropriate services are used by refugees. These two components of the strategy are further explained below, together with an assessment of their results to-date.

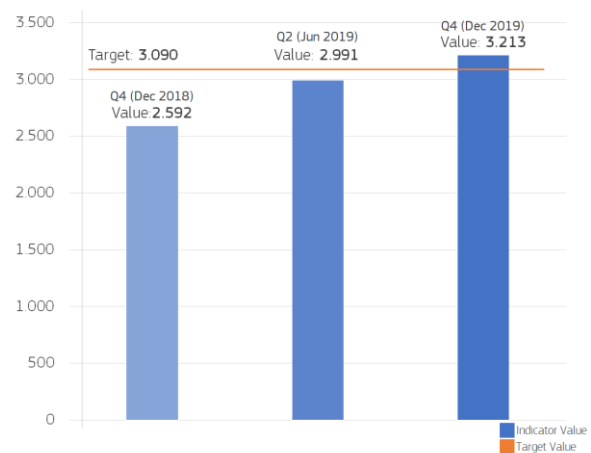
Output 2.1.1 - 'Operational capacity of healthcare system in provinces with high influx of Syrian refugees increased'

Facility Investments

The Facility's investments in health-care have supported the Turkish government's focus on providing integrated, coordinated, and sustainable health services for refugees. The flagship investment in this area under Tranche I has been the €300 million Direct Grant to the Ministry of Health to finance the Action: "Improving the Health Status of the Syrian Population under Temporary Protection and Related Services Provided by Turkish Authorities" (SIHHAT). The focus of the programme is on establishing 785 Migrant Health Units (MHU) (the original target was 780⁵⁷) in 174 Migrant Health Centres located in 29 high refugee population provinces.⁵⁸ In addition to this, €90 million was invested in the construction of two hospitals in Hatay and Kilis provinces to create an additional capacity of 550 beds.

The Facility's investments under Tranche I also included grants to UN agencies and NGOs to provide health services. Some of these were managed by the Directorate-General for European Civil Protection and Humanitarian Aid Operations (ECHO) and the European Union Emergency Trust Fund (EUTF) in Response to the Syrian Crisis. These investments were primarily used to support NGO-run primary health-care clinics (which were eventually handed over to the MoH), training and certification of Syrian health-care workers to enable them to practice in the MHCs, mobile primary health-care services, Sexual and Reproductive Health (SRH) services, Sexual and Gender Based Violence (SGBV) support, Mental Health and Psycho-Social Support (MHPSS) as well as Physiotherapy (Post-Operative Care) and Rehabilitation.⁵⁹

Figure 9: i2.1.1.1. Number of health workers receiving salaries and/or incentives



Progress To-Date

The progress on output 2.2.1 is measured by eight indicators. Seven of these are presented as percentages in Table 5 below. These are either cumulatively reported indicators or annually reported 'snapshot' indicators. The

⁵⁶ Facility Tranche I Results Framework (RF).

⁵⁷ The number of MHUs established was not included in the Facility Results Framework as a stand-alone indicator, but is used in the calculation of the outcome indicator 'Refugee population per MHU'.






⁵⁸ Many of these MHUs were previously Temporary Health-care Centres run by humanitarian organisations.

⁵⁹ DG ECHO Turkey Health Factsheet. Reporting Period: 01/08/2015 - 31/12/2018.

latter show health service availability using population-based ratios and are therefore presented as percentages.

In addition to the seven indicators expressed as percentages, Indicator i2.1.1.1 (see Figure 9) presents the number of health workers who are receiving financial support. The data are presented as values for particular reporting periods (i.e. it is a snapshot indicator which cannot be expressed as a percentage progress value). The data show an increase of approximately 600 health workers supported between the end of 2018 and 2019. The current value of 3,213 health workers receiving salaries or incentives means that the target of 3,090 has now been exceeded.

Table 5: Output 2.1.1 – Progress Against Targets

Output Indicator	Indicator Value	Target Value	% Progress	
i2.1.1.2 - Number of MoH physicians per 10,000 population	19.31	n.a.	-	
i2.1.1.3 - Number of MoH hospital beds per 10,000 population	26.73	28.90	92.5%	
i2.1.1.4 - Number of MoH intensive care units per 10,000 population	4.79	4.80	99.8%	
i2.1.1.5 - Number of community mental health centres providing services	17	19	89.5%	
i2.1.1.6 - Number of health workers trained	7.800	7.830	99.6%	
i2.1.1.7 - Number of state hospitals constructed	0	2	0.0%	
i2.1.1.7a - Percentage of key implementation steps completed in the construction of state hospitals	71.4%	100.0%	71.4%	

100%

As indicator i2.1.1.2 in Table 5 shows, the Facility’s health workforce investments, alongside the Turkish Government’s own investments, has contributed to Turkey having an average of 19.31 physicians per 10,000 people in Facility-supported provinces – an improvement from the 18.7 reported for mid-2019. Whilst this ratio has been improving, it is substantially less than the Organisation for Economic Cooperation and Development (OECD) average of 30. SUMAF monitoring missions, however, have noted that the additional investments in staffing appear to have contributed to a significant reduction in average patient waiting times⁶⁰ with doctors reporting seeing 50–80 patients a day rather than the 80–100 of six months ago.⁶¹

Improvements in the availability of health services are also highlighted by indicators i2.1.1.3 and i2.1.1.4 (see Table 5 above), which show that the number of hospital beds per 10,000 of population in Facility-supported provinces is now at 26.73 (93% of the target) and the number of intensive care units per 10,000 of population is now at 4.79 (99% of the target).⁶² The support provided by the Facility to secondary level health services has mainly been in the form of equipment with 3,805 medical devices and 163 microscopes supplied through the MoH’s health system strengthening Action (SIHHAT). Mental Health services have also been strengthened with 17 out of a target of 19 mental health centres established through Facility financing⁶³. These CMHCs are now providing mental health and psycho-social support services in addition to those provided by the 170 MoH Migrant Health Centres.

Facility funds have been used to train 7,800 health workers to-date, almost 100% of the target set (see indicator i2.1.1.6 above), 1,569 of whom consisted of health-care professionals and interpreters trained by the WHO and the MoH under the “*Adaptation of Syrian Healthcare Professionals into the Turkish Health system*”

⁶⁰ This is probably also partly due to a new numbering system introduced into many MHCs.

⁶¹ SUMAF Monitoring Missions SIHHAT Action 2019.

⁶² The population ratio is generated by taking into consideration both the host community and SuTPs.

⁶³ 10 of these are MoH’s Community Mental Health Centres (CMHCs) whilst 7 are mental health centres operated by other organisations

training programme. This cohort consisted of Syrian physicians, nurses/midwives and Bilingual Patient Guides (BPG) trained and certified to practice in MoH health facilities (E/MHCs in the case of physicians and nurses/midwives). These health-care professionals constitute the main human resources pool for the SIHHAT Action.⁶⁴

The adaptation training for doctors and nurses/midwives provides five days of theoretical training followed by six weeks of practical training delivered in one of the Migrant Health Training Centres (MHTC).⁶⁵ The adaptation training for Bilingual Patient Guides (BPGs) focuses on general medical terminology and mental health concepts and is designed to enable them to help refugee patients overcome the cultural and language barriers that prevent them from effectively accessing health-care services. Following the training, those doctors and nurses who successfully pass the courses are then certified and qualified to work in MHCs. These centres provide outpatient, maternal and child health services, health education, vaccination and some screening programmes - services which are similar to those received by Turkish citizens at primary health-care centres across the country.

The MoH has also been providing (with Facility support) short-term training on issues such as migrant health, inter-cultural communication techniques, stress management, provision of sexual and reproductive health services, psycho-social support and the health rights of SuTPs. By the end of 2019 a total of 3,536 health-care professionals, BPGs and CMHC staff had been trained in these areas.

Regarding the level of progress made in the construction of the two Facility-funded hospitals, approximately three-quarters of the key project implementation steps have been completed. Construction started in February 2019 for Hatay and in June 2019 for Kilis.

Significant challenges remain however, despite these investments in support of the Turkish government's efforts to provide quality health services to the refugee population. A particularly acute one is that refugees often have to migrate to find work in Turkey, whilst free access to health-care is only provided to refugees in those provinces in which they are registered. Other important barriers to accessing services identified by SUMAF monitoring missions and echoed by other research include: poor Turkish language skills, lack of translation services, overcrowding of hospitals in certain areas, lack of access to specialised mental and reproductive health services and difficulties encountered by refugees in 'navigating' (i.e. understanding how to effectively access) the Turkish health-care system.^{66,67,68} Nevertheless, there is a recognition that the Facility's investments have led to an increased level of responsiveness of the health system to refugees' needs as testified by a recent survey which reported high levels of satisfaction amongst refugees with the availability of health services.⁶⁹

⁶⁴ This value is less than that reported in the previous FMR (9,232). There are two reasons for this. Firstly, it was discovered that the data reported by WHO and SIHHAT included the same cohort of trainees for the WHO conducted trainings, and secondly it was discovered by a SUMAF data quality assessment that there had been a double-counting error in WHO reported Q3 and Q4 2019 reported data. This has been corrected.

⁶⁵ One MHTC is located in each of seven different provinces.

⁶⁶ Cloeters, G. and Osseiran, S. (2019). Healthcare Access for Syrian Refugees in İstanbul: A Gender-Sensitive Perspective, Workshop Report, Istanbul Policy Centre. Sabancı University.

⁶⁷ Aksu A.Z., Experiences of Syrian Refugees Regarding Healthcare Access in Ankara, 2020, <http://etd.lib.metu.edu.tr/upload/12624906/index.pdf>

⁶⁸ Technical Assistance to the EU Facility for Refugees in Turkey, (updated) Needs Assessment Report, October 2018.

⁶⁹ SIHHAT Project, Pre-Survey Report 2019.

Output 2.1.2 – ‘Utilisation of health care services by refugees increased’

Facility Investments

Despite a progressive policy and legislative framework which seeks to ensure equity in access to health-care, there is still a major need to inform refugees about their rights, the range of services available, and how they can effectively use them. The second strand of the health support strategy consists of Actions to meet these needs through improving health literacy and promoting appropriate health-seeking behaviours as well as providing specialised services in the areas of reproductive health, mental health and psycho-social support (PSS) and post-operative and rehabilitative services. Mental health and PSS services are a particular focus due to the specialised care that is needed to address the longer-term psycho-social effects and mental trauma that conflict and displacement can have on refugee families. A WHO survey on mental health in the SuTP population found that 17% of adults reported severe or extreme depressive feelings.⁷⁰ Facility-funded PSS services are closely interlinked with health education activities which aim to reduce the stigma of mental health and depression through communication materials in Arabic and Turkish.

Increasing awareness regarding local health services and the eligibility conditions for accessing them is a focus of the Facility’s investments. Data from a recent WHO survey of Syrian refugees found that hospitals were the most commonly used health facility despite the GoT’s strategy to ensure that primary health-care facilities are used as the first point of care. Almost 29% of the refugees used migrant health centres whilst while 53% used hospitals.⁷¹ This supports the results obtained from the SIHHAT survey published in mid-2019 which found that 66% of refugee women went to hospitals for new-born screening of infants despite this screening being available at a variety of primary health facilities.^{72 73}

Health literacy is another focus of the MoH’s SIHHAT Action which, alongside health promotion activities, aims to improve health-seeking behaviour among the refugee population. The SIHHAT survey found that only 23% of SuTP women had completed all their post-partum health check-ups after giving birth in Turkey, 16% partially completed these, while 61% completed no health checks at all.⁷⁴ Monitoring missions conducted by SUMAF for the EUD found that the level of awareness of family planning, birth-spacing, vaccinations and over-medication with sedatives was reported to be low. This corroborates WHO survey results which found that only 4% of women were aware of Pap smears; only 5% knew about mammography screenings for breast cancer, and only 6% of adults were aware of HIV testing services.⁷⁵ These low levels of health literacy and consequent poor health-seeking behaviour are likely to be a product of the generally low level of education of the majority of the refugee population combined with the weak health-care system in pre-war Syria.⁷⁶ One of the main recommendations of a monitoring mission of SIHHAT conducted in July 2019 was that health promotion materials needed to be more culturally adapted to the Syrian population and better supported through health education provided by the health workers at centres and by outreach staff at the community level.⁷⁷

⁷⁰ Survey on the health status, services utilization and determinants of health; Syrian refugee population in Turkey, World Health Organisation, 2019.

⁷¹ Health literacy and health communication needs of Syrian refugees in Turkey, WHO, 2019.

⁷² Only 11% of refugees went to Family Health Centres while 2% used other health-care facilities.

⁷³ SIHHAT Project, Pre-Survey Report 2019.

⁷⁴ Ibid







⁷⁵ Survey on the health status, services utilization and determinants of health; Syrian refugee population in Turkey, World Health Organisation, 2019.

⁷⁶ Technical Assistance to the EU Facility for Refugees in Turkey, (updated) Needs Assessment Report, October 2018.

⁷⁷ SUMAF WHO Monitoring Mission 2019.

Progress To-Date

Table 6: Output 2.1.2 – Progress Against Targets

Output Indicator	Indicator Value	Target Value	% Progress	
i2.1.2.1 - Number of primary healthcare consultations provided to refugees	11.920.990	8.653.370	137.8%	
i2.1.2.2 - Number of vaccination doses provided to Syrian infants	3.553.120	n.a.	-	
i2.1.2.3 - Number of Ante-Natal Care (ANC) consultations	2.236.581	857.710	260.8%	
i2.1.2.4 - Number of pregnant women who received a minimum of 1 ANC consultation	651.963	227.520	286.6%	
i2.1.2.5 - Number of refugees who received mental health and psychosocial support services	574.258	150.640	381.2%	
i2.1.2.6 - Number of refugees who received specialised treatment in the area of post-operative and rehabilitative care	21.945	24.930	88.0%	

100,0%

As shown in Table 6, the Facility had supported the delivery of over 11.9 million primary health-care consultations to refugees by December 2019, representing about 137% of the target and a 2 million increase from the June 2019 reporting period. With respect to vaccination services, support to the MoH has enabled the provision of over 3.5 million vaccination doses to Syrian infants and pregnant women.⁷⁸ This is a part of an extended immunisation programme, which has been implemented by the MoH for Syrian refugees as well as for host communities since 2011. Syrian infants receive free vaccinations in accordance with the current national immunisation schedule of the MoH to protect them from vaccine-preventable diseases. Progress in Ante-Natal Care (ANC) service delivery was also significant with over 2.2 million ANC consultations conducted to-date, benefitting over 650,000 women. Although the numbers are impressive, the situation is put into perspective by the WHO survey data which found that 72% of women did not receive ANC care at least once every 3 months during their pregnancy, despite this being a basic health service requirement.

In the area of mental health and psycho-social support (MHPSS) services, slightly over 574,000 refugees received support and treatment through Facility-funded Actions as shown in Table 6 above (indicator i2.1.2.5). The Facility Needs Assessment study conducted in 2018 indicated that the current (at that time) level was likely to be substantially below refugees’ needs as the MHPSS services provided by the public health system are currently focused on care for severe cases provided at secondary health-care facilities. The majority of refugees, however, are in need of preventative PSS and counselling at the primary health-care and community levels.⁷⁹ To meet PSS needs, the SIHHAT Action has been recruiting psychologists and social workers to work in Migrant Health Centres (i.e. at the primary health-care level). These services are especially geared towards those refugees perceived as most vulnerable, including women, LGBTI, seasonal migrant agricultural workers, people living with HIV, sex workers and children who are subject to or at-risk of labour abuse or sexual exploitation and/or have experienced trauma. The PSS services are provided both as individual, family and group sessions and are focused on different age and gender groups (children, youth, men and women).

Finally, as shown by indicator i2.1.2.6, the Facility supported over 21,000 refugees to receive specialised treatment in the area of Physical Therapy and Rehabilitation (PTR), provided by five specialist NGOs.

⁷⁸ This indicator has been changed since the last reporting period. During 2019/Q2, SIHHAT informed SUMAF that after their meetings with the MoH Vaccine Preventable Diseases Department, they had changed the indicator reported from ‘number of infants vaccinated’ (meaning: completing their vaccination schedule – according to the RF indicator definition) to ‘number of vaccination doses provided’. MoH was of the view that reporting ‘number of vaccination doses provided’ instead of ‘infants vaccinated’ was a more suitable indicator to track the scale of the service provided and was more feasible to report than the number of infants who had completed their vaccination schedule. They have already submitted their historical data for the number of vaccine doses provided.

⁷⁹ Technical Assistance to the EU Facility for Refugees in Turkey, (updated) Needs Assessment Report, October 2018.

4. SOCIO-ECONOMIC SUPPORT

The general economic situation in Turkey continued to be challenging during the reporting period and was therefore not conducive to major improvements in the level of formal employment of the Facility's target beneficiary groups (both Syrian refugees and host community residents in Facility-supported provinces). The economic growth prior to 2018, fuelled by rapid accumulation of private sector debt and short-term stimulus policies, has resulted in declining productivity and economic imbalances. Turkey registered an annual GDP growth rate of less than 1% in 2019 (down from 3% in 2018), whilst the inflation rate was 12%.⁸⁰ As a result of this slowdown, the Turkish economy lost 800,000 jobs between 2018 and 2019, with overall unemployment at 14% and youth employment rising to 25%.⁸¹ This economic vulnerability was compounded by a heavy depreciation of the Turkish Lira in 2018, geopolitical uncertainties and the conflict in Syria. These economic conditions pose major risks to, and substantial development consequences for, the almost four million refugees living in Turkey as well as for the host communities.

The Government of Turkey has invested heavily to cope with the refugees' needs and to address the pressure on local services. Despite these investments and those of the Facility, the most recent survey conducted by the Turkish Red Crescent (TRC) and World Food Programme (WFP)⁸² found poverty levels to be increasing amongst the refugee community. The use of negative coping strategies by refugees to try to cover their basic needs began to increase 18 months ago (mid-2018) following the previous downward trend. According to this survey, by the end of 2018 almost half (49%) of registered refugees (representing almost 2 million people) were living below the World Bank poverty line set for Turkey (372 TRY per person per month)⁸³, which is a slight increase over the previous period. Whilst the Facility-supported Emergency Social Safety Net (ESSN) cash transfer programme, provided to over half of all refugee households, contributed to maintaining acceptable levels of food security,⁸⁴ only about 30% of refugees lived in housing that met the minimum humanitarian standards of privacy, natural light and ventilation, security and essential facilities.

To support Turkey to improve the social and economic conditions of the refugees and their host communities the Facility is investing in a wide range of Actions. The strategy underpinning these Tranche I investments is summarised in the results chain presented in Figure 10 below and consists of the provision of direct support to help refugees meet their basic needs; support to improved social cohesion between the refugee and host communities, as well as the provision of support to livelihoods. The main approaches used to increase the economic self-reliance of beneficiaries consist of helping them improve their chances of obtaining employment (through improving their level of employability) as well as increasing their income-generating capabilities as entrepreneurs and owners of small and medium enterprises.

The previous Facility Monitoring Report laid out the strategies employed to achieve each of the four intermediate outcomes in the socio-economic support results chain (see Figure 10 below) covering Basic Needs; Employability and Labour Market Development; Small and Medium-sized Enterprise Development and Social Cohesion. The following section summarises the progress made by the Facility (up to December 2019) in achieving the outputs contributing to these outcomes.

⁸⁰ <https://tradingeconomics.com/turkey/indicators> and www.databank.worldbank.org

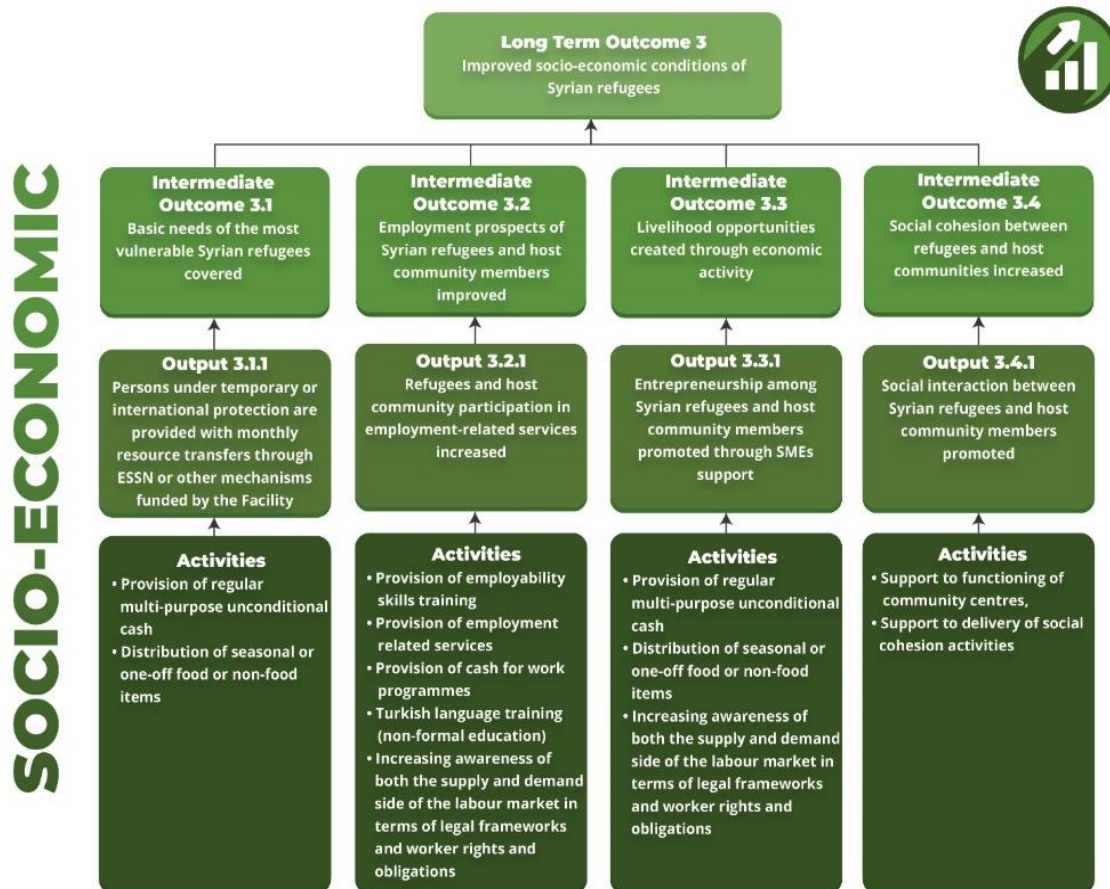
⁸¹ <https://data.oecd.org/unemp/youth-unemployment-rate.htm> accessed 24th March 2020

⁸² CVME-4 – Based on face to face interviews with 1,380 households. Data collected at the end of 2018. CVME-5 (relating to mid-2019) is due to be published in May 2020.

⁸³ Poverty line set for 2018. Middle income countries (3.20 USD per person per day). The extreme poverty line was 207 TRY per person per month.

⁸⁴ There was a 3% prevalence of unacceptable food consumption amongst registered refugees (CVME4).

Figure 10: Facility's Intervention Logic in the Socio-Economic Support Priority Area



Output 3.1.1 – ‘Persons under temporary or international protection are provided with monthly resource transfers through ESN or other mechanisms funded by the Facility’

Facility Investments

The Facility's support to covering refugees' basic needs continued to focus on the delivery of a monthly unconditional cash transfer under the ESN programme which is implemented by the Ministry of Family, Labour and Social Services (MoFLSS), WFP⁸⁵ and the Turkish Red Crescent ('Kızılay'). The transfer value of the ESN is calculated based on a basket of essential expenditures (Minimum Expenditure Basket - MEB) and is targeted towards all those refugees who meet one or more of six eligibility criteria.⁸⁶ In order to reduce the exclusion error of the programme, a new measure has been added to the ESN aimed at including the extreme poor into the programme. This allowance – the Social Assistance and Solidarity Foundation (SASF) Discretionary Allowance was introduced in November 2018. Whilst the basic monthly payment is 120 TRY per person it amounts to an average of 145 TRY per person when quarterly top-ups are included⁸⁷. Since August 2018, severely disabled individuals benefit from an allowance of 600 TRY/month in addition to the 120 TRY. At the end of December 2019, approximately 1.7 million people were benefitting from the programme, 51% of whom were female. The cumulative data are presented in Table 7 below.


⁸⁵ As of April 2020, the International Federation of Red Cross and Red Crescent Societies (IFRC) took over the implementation of the ESN 3 programme.

⁸⁶ (1) a dependency ratio greater than or equal to 1.5 (essentially, at least three dependents for every two able-bodied adults); (2) families with four or more children; (3) single females; (4) elderly headed households; (5) single parent households; and (6) households with one member at least 40 percent disabled.

⁸⁷ Prior to the increase in quarterly top-ups introduced in August 2019 the average monthly ESN assistance value was 133 TL per person.

Progress To-Date

Table 7: Output 3.1.1 – Progress Against Targets⁸⁸

Output Indicator	Indicator Value	Target Value	% Progress	
i3.1.1.1 – Number of persons under temporary or international protection receiving monthly resource transfers through ESSN or other mechanisms	2,463,773	2,468,160	99.8%	

100,0%

Over the course of 2019, there was a 6% increase in the number of ESSN beneficiaries (up from approximately 1,647,000 to 1,750,000). In addition to the regular monthly cash transfers under the ESSN, approximately 714,000 people have benefitted from one-off or seasonal distributions of food or non-food items since the start of the Facility.⁸⁹

As mentioned earlier, the positive impact of the ESSN on beneficiary living conditions began to diminish in late 2018 as inflation rose and the Turkish Lira depreciated significantly. According to the Turkish Red Crescent/WFP Comprehensive Vulnerability Monitoring Exercise (CVME) survey, this affected food consumption levels and the adoption of negative coping strategies including the incurring of household debt and the sending of school-age children out to work. The survey also found that 28% of school-aged children (6-17 years) had not attended school for the past semester.⁹⁰

Output 3.2.1 – ‘Syrian refugees and host community participation in employment-related services increased’

Facility Investments

Under Tranche I of the Facility, a wide range of Actions have been financed to help improve the level of employability of the beneficiary groups (comprised of refugees and vulnerable sections of the host community). These Actions have implemented a number of activities including vocational training, basic skills training, entrepreneurship training, Turkish language courses, On-the-Job Training (OJT), skills assessment, job and vocational counselling services and supporting registration to the Turkish Employment Agency (İŞKUR) and work permit applications.

The main barriers to obtaining formal employment are low education levels,⁹¹ insufficient language proficiency,⁹² and lack of familiarity with the Turkish labour market and job application processes. Significant efforts have been made by the GoT to facilitate the obtention of work permits for SuTPs (e.g. by reducing the average time taken to obtain a permit through the introduction of on-line application processing) and to support refugees to transition from informal to formal employment.

The Facility has supported these efforts through the provision of institutional capacity development support to relevant GoT institutions, primarily the MoFLSS with its Turkish Employment Agency (İŞKUR), and the Social Security Institution (SSI or SGK in Turkish). As indicated previously the GoT has been increasing the level of monitoring and application of sanctions against the informal employment of workers by companies which is likely to have a negative impact on the overall employment situation of Syrian refugees given that the vast majority of refugees are working in the informal sector.

⁸⁸ Both the target value and current value for indicator i3.1.1.1 are less than those reported in the previous FMR. This is because both the target and achievement values of the food assistance provided by WFP in 2017 have been removed.

⁸⁹ The indicator value and the target values in this Facility Monitoring Report are less than those presented in the previous report distributed in December 2019. This is because the pre-ESSN e-voucher cash support provided by WFP consisted of regular monthly resource transfers and should not have been considered as a one-off or seasonal type of distribution.

⁹⁰ Two of the three main reasons given was that their families needed them to work and they could not afford the cost of textbooks, transport, stationery, etc. (CVME Round 4 Report) WFP/TRC (Jan 2020).

⁹¹ According to the 2019 TRC/WFP Livelihoods Survey 21% of refugees in Turkey have no formal education and almost half have only completed primary school.

⁹² 80% had only basic skills; 18% at intermediate level, and 3% had advanced level – TRC/WFP Livelihoods Survey 2019.

The Facility also finances initiatives to support the functioning of the labour market in order to create employment opportunities. The institutional and policy landscape in Turkey relating to the labour market and small enterprise development is quite complex however and the implementation of Facility-funded Actions has been affected by the need to adapt to this. Nevertheless, as the data below indicates, substantial progress has been made during the reporting period in this area by most of the Actions. Additionally, a good deal of learning has been generated by the Actions, much of which is being used to finalise the design and implementation modalities of the new livelihood Actions financed under Tranche II. Four UN agencies, two IFIs, several international NGOs and a number of GoT institutions have partnered with the EC in this work. The areas of intervention have included the following:





- Analysis of the skills profile of beneficiaries and the skills in demand by employers in the focus provinces;
- Vocational skills training;
- On-the-Job Training (OJT);
- Provision of basic labour market skills training (how to navigate the jobs market and operate in Turkish workplaces);
- Support to vocational and technical education, including through apprenticeships and upgrading schools with modern equipment in line with labour market needs;
- Provision of vocational and jobs advisory/counselling services;
- Provision of language training;
- Provision of skill certification services;
- Job placement (subsidising employers to provide formal jobs);
- Provision of support to work permit application processes, and
- Institutional capacity development of GoT labour market institutions.

Progress To-Date

As testified by Action reports and monitoring missions, there were significant improvements in the pace of Action implementation during the reporting period. Most employability support Actions experienced relatively slow starts due to the need to complete needs assessments and establish appropriate institutional collaboration mechanisms.⁹³ Local market analysis and training programme design phases were completed, and training programmes were being fully rolled out during the reporting period. The progress achieved for Output 3.2.1 is measured using five indicators. Four of these are cumulatively reported as the percentage of the established target achieved (see Table 8 below). The fifth indicator (i3.1.2.5) is reported as a snapshot indicator (presented in the form of an individual chart) and shows the trend over different quarterly reporting periods (see Figure 11 below).

⁹³ Including between the EUD-contracted Implementing Partners (IPs) and their own Action Implementing Partners.

Table 8: Output 3.2.1 – Progress Against Targets⁹⁴

Output Indicator	Indicator Value	Target Value	% Progress	
i3.2.1.1 - Number of Syrian refugees and host community members who participated in employability skills training programmes	39.061	45.820	85.2%	
i3.2.1.2 - Number of Syrian refugees and host community members who benefitted from employment related services	47.594	50.420	94.4%	
i3.2.1.3 - Number of Syrian refugees and host community members who participated in CfW programmes	0	1.480	0.0%	
i3.2.1.4 - Number of Syrian refugees who completed a Turkish language course outside the formal education system	16.504	49.330	33.5%	

100%

Analysis of the 2019 fourth quarter reports from the Actions indicates a major improvement in the number of beneficiaries who received employability skills development support, with the total figure rising to over 39,000 from approximately 26,000 six months ago (Indicator 3.2.1.1). Approximately one third of these were from the host community. Employability skills training covers a range of support modalities including basic labour market skills (understanding local labour laws; applying for work permits; adapting to Turkish work customs etc.), language training, vocational training (typically short two to three month courses), subsidising employers to take trainees for work experience and training (such as OJT and apprenticeships).

Examples of vocational skills training include IT software training, accounting, welding, agricultural production and handicrafts. In Gaziantep Province, for example, approximately 1,500 women (almost 30% of whom were from the host community) completed courses including IT, packaging, textiles, food production and shoemaking. A recurring recommendation from Action review mission reports is that future employability development initiatives which focus on vocational skills development need to be designed in closer collaboration with local employers' associations and should aim to take trainees to higher skill levels. This will often mean that vocational skills training courses should be of longer duration.

Progress has been mixed amongst the constituent Actions. İŞKUR has performed very efficiently in securing places for refugees with employers for OJT. However, the percentage of these who secure permanent jobs following the training appears to be quite low. Whilst apprenticeships (implemented through Vocational Education Centres) do seem to lead to quite a high proportion of beneficiaries subsequently securing formal work, the numbers of Syrian youth enrolling for such schemes is relatively low and is affected by the low wages and long duration of the apprenticeships as well as the perceived low social prestige of such schemes amongst the Syrian refugees. Furthermore, SUMAF monitoring missions have suggested that placing a greater focus on the services sector in OJT programmes would result in a greater proportion of women benefitting.⁹⁵

Turkish language training (outside of the formal education system) has continued to be provided by many Actions with the total number of beneficiaries jumping from about 4,700 to over 16,500 (see Indicator 3.2.1.4 in Table 8 above). However, this is still far short of the Facility Tranche I target of 49,330. This number is expected to increase in the near future as IPs begin with the language training element of their employability support programmes.

A number of these Actions have introduced innovations to the delivery of the standard TÖMER courses – in some cases introducing additional conversation classes and clubs, and through blending classroom teaching with online learning. Employers claim that they need workers with a B1 level of Turkish language proficiency or higher for most jobs to ensure efficiency and compliance with health and safety regulations etc.⁹⁶ Most of the

⁹⁴ Indicator i3.2.1.3 is recorded as registering no progress because the decision was taken by the Action IPs to no longer support Cash-for-Work activities and to divert the resources into On-the-Job Training (OJT).

⁹⁵ This is partly due to the unwillingness of Syrian refugee women to work in workplaces where they have to mix with men.

⁹⁶ SUMAF: 'Employability and Vocational Skills Development (Ad-Hoc Monitoring Mission No. 1)' – May 2020

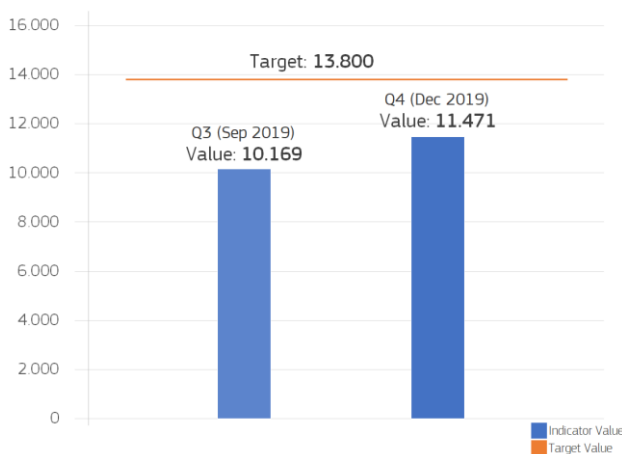
language investments delivered to-date have focused on securing basic conversational capability at A1 and A2 levels.

A common finding from many of the SUMAF-conducted Action monitoring exercises is that there is a continued high level of need for improved language skills in order to achieve significant employment increases, as well as an ongoing high level of demand for subsidised or free language courses from refugees. Overall, it appears that whilst significant resources have been invested by the Facility in Turkish language training, increased emphasis is now needed to help get potential employees to the required proficiency level. Opportunities also exist for developing new and more effective courses and delivery modalities – particularly via on-line courses.

The number of beneficiaries (covering both refugees and host community members) benefitting from employment related services (Indicator 3.2.1.2) has increased from almost 26,000 to approximately 47,600 (achieving 94% of the established target under Tranche I). These services include interventions such as skills profiling, vocational counselling and advice on seeking work and obtaining work permits. As reported previously, a large majority of the beneficiaries of these services are male, reflecting the fact that whilst there is a high level of interest amongst Syrian women to engage in livelihood activities, they are not keen to work in mixed gender settings.⁹⁷

A common finding emerging from a number of Action monitoring missions is that there is a need to scale up investments in increasing the awareness and knowledge of Turkish employers regarding the employment of refugees. Early feedback from the vocational skills certification support programme implemented by The Union of Chambers and Commodity Exchanges of Turkey (TOBB) suggests that skills certification is highly appreciated by beneficiaries, some of whom are reporting increased employment opportunities and higher levels of self-confidence to operate in the Turkish labour market.

Figure 11: i3.2.1.5 Number of Syrian Refugees registered with İŞKUR



This additional support could include helping employers to connect with sources of support such as İŞKUR and to obtain access to qualified and highly motivated potential employees, as well as understanding how work permits can be obtained for these employees using the on-line application system. According to the latest quarterly report from the World Bank-İŞKUR Action⁹⁸, almost 11,500 Syrian refugees were registered with İŞKUR - an increase of over one thousand from the previous quarter and constituting over 80% of the established target.⁹⁹ It is to be hoped that as the level of employability of Syrian refugees increases and their ability to engage with labour market institutions grows, this number will continue to rise.

⁹⁷ See SUMAF Ad-Hoc Employability and Vocational Skills Development Mission report (March 2020).

⁹⁸ The Employment Support Project for Syrians under Temporary Protection and Turkish Citizens, implemented by İŞKUR (MoFLSS).

⁹⁹ This data refers to Facility-supported Actions concentrated in a limited number of provinces and not to total number of SuTPs registered with İŞKUR nationwide.

Output 3.3.1 – ‘Entrepreneurship among Syrian refugees and host community members promoted through SMEs support’

Facility Investments

The provision of support to entrepreneurship and the establishment or expansion of micro and small enterprises is a second work-stream of the livelihoods development strategy aimed at improving employment levels and income-earning opportunities amongst refugees as well as targeted sections of the host community. Several Actions have been financed by the Facility to deliver this output, mostly using delegated management agreements with a range of IPs. Together they aim to provide a range of services including entrepreneurship training, business advisory and coaching services (e.g. support to entering export markets) and the provision of financial incentives to support promising entrepreneurs.

A broad range of interventions have been funded in this area including the provision of support to the following:

- Women’s cooperatives and social enterprises;
- Home-based production for women (foodstuffs; handicrafts etc.);
- Market expansion and export development for existing small-sized enterprises, and
- Support to enterprise start-ups.

This work has also included the conduct of value-chain analyses focused on products and services identified through local assessments of potential growth areas and the establishment of small enterprise development and innovation centres in collaboration with local governments and industry.



Given the speed with which the Tranche I portfolio of Actions was developed, it is not surprising that the support provided to enterprise establishment or expansion was included in several Actions alongside other types of support such as vocational skills development, institutional development and language training. However, whilst business management skills development is an important element in successful enterprise development the two types of support which are most critical to sustained small business development are market development and financing. Whilst some support in these areas has been provided by the Facility Actions, it is clear from monitoring missions that a substantially increased level of support is needed in these areas in the future. There are also economies of scale that could potentially be achieved by the Facility through the coordination of Actions in the area of business support services provision.

Progress To-Date

By the end of 2019, a total of 539 refugee and host-community member-owned SMEs had received business development advisory services of some form – including through formal training or coaching programmes (indicator i3.3.1.1 in Table 9 below). This represents a significant improvement compared to the previous semester when only 165 beneficiaries had been supported, although this is still only about half-way to achieving the Tranche I target. Feedback obtained from beneficiary entrepreneurs during Action monitoring missions conducted by SUMAF indicates that the enterprise-specific coaching and advisory support was considered particularly useful. Some of this was focused on entering or expanding markets beyond the enterprises’ provinces. This is an area which should be focused upon in the future as such expansion is likely to have less negative job displacement consequences caused by increased competition in local markets.

Similarly, with regards to small-sized enterprise financing (indicator i3.3.1.2 below) a large upswing in progress has been recorded. A total of 152 SMEs received financing support of some form, up from 11 at the end of the last reporting period. Nevertheless, this is only 35% of the target set for the Tranche I investments, indicating a serious risk that the target will be substantially under-achieved by the end of the Tranche I Actions.

Table 9: Output 3.3.1 – Progress Against Targets

Output Indicator	Indicator Value	Target Value	% Progress	
i3.3.1.1 - Number of SMEs that benefited from coaching	539	1,110	48.6%	
i3.3.1.2 - Number of SMEs that received Facility financing (e.g. financial incentives, micro-grants)	152	440	34.5%	

100,0%

It should be noted that this financing support does not involve any lending and consists of two main types – firstly financial support provided to purchase equipment, expand product ranges or to access new markets, and secondly support provided to complete certain business registration processes. The enterprise start-up support is provided in the form of grants and is usually no more than about €5,000 per enterprise. For many of the entrepreneurs supported, the level of financial support is not large enough to be a ‘game-changing’ amount. The need for access to ongoing business coaching as well as more sustainable sources of investment finance for refugees has been clearly established.

Output 3.4.1 – ‘Social interaction between Syrian refugees and host community members promoted’



Facility Investments

As part of their intervention strategies, a number of Actions across different Priority Areas have supported activities aimed at facilitating social interaction between refugees and local host community citizens. This has included supporting community centres and other institutions (such as Public Education Centres) to host social activities designed to encourage social interaction. Activities supported include social events, cultural visits in cities and sports activities. Also included in this activity is awareness-raising events designed to counter negative cultural stereotypes or perceptions. An example of this is the ‘False Facts’ seminars carried out by one Action working with the Turkish Red Crescent. These events were conducted with a range of target groups including teachers and hospital workers and were aimed at addressing population misconceptions and prejudices regarding the refugee community held by the host community. They reportedly received positive feedback from a number of stakeholders, including from some Provincial Departments of Migration Management.

Action monitoring mission reports relate anecdotal evidence indicating that over the last year or more the level of social tension between refugee and host communities has increased in many places. There is also reportedly a quite serious problem in some areas of bullying of Syrian students in schools. These findings indicate the need for greater emphasis by the Facility and GoT on public awareness-raising and education and social cohesion promotion.

Progress To-Date

Table 10: Output 3.4.1 – Progress Against Targets

Output Indicator	Indicator Value	Target Value	% Progress	
i3.4.1.1 - Number of supported operational community centres	50	30	166.7%	
i3.4.1.2 - Number of refugees and host community members who participated in social cohesion activities	455.906	136.430	334.2%	

100%

As Table 10 above shows, 50 community centres have been successfully established in 12 high refugee population provinces. In addition, social cohesion activities and peer-to-peer support networks have been set up in existing community centres in 20 provinces in collaboration with national governmental and non-

governmental partners.¹⁰⁰ It should be noted that this indicator has been contributed to by several Actions belonging to other Facility Priority Areas such as the large formal education support programme (PICTES).

As shown by indicator i3.4.1.2 above, this work saw over 450,000 refugees and host community members participate in social cohesion activities by the end of December 2019. This number is well over three times the established target for Tranche I.¹⁰¹ This can be largely explained by one Action achieving a very high level of success in its social cohesion activities delivered through community centres. According to the quarterly data reported to SUMAF, these events have seen a good balance of participants between local Turkish citizens and refugees. The level of female participation in these events is also very high.

¹⁰⁰ Note, for indicator i3.4.1.1 PECs have been included as a form of community centre.

¹⁰¹ The increase in the target value from that reported in the previous Monitoring Report (96,180) is due to the addition of the new large education support Action (PIKTES II) to the Facility in mid-2019.

5. MIGRATION MANAGEMENT

As with the education, health, and socio-economic sectors, the management and governance of migration in Turkey has evolved considerably to deliver sustainable and government-led initiatives for the reception, protection, and hosting of 3.9 million refugees (Syrian and non-Syrian).¹⁰² This new phase of migration management and governance was catalysed by the 2014 Law on Foreigners and International Protection (LFIP), which led to the creation of the Directorate General for Migration Management (DGMM) and Provincial Directorates for Migration Management (PDMMs) established under the Ministry of Interior.¹⁰³ DGMM presently oversees the registration and status determination procedures of refugees with UNHCR providing support with the resettlement of refugees to third countries.

In order to access to social and protection services, refugees must register with the PDMMs.¹⁰⁴ This requires proof of a local address, which is often challenging for refugees in Turkey.¹⁰⁵ Despite the difficulties of finding affordable accommodation the vast majority of Turkey's refugee population resides in accommodation outside of the Temporary Accommodation Centres (TACs) managed by the Turkish government.^{106,107,108} Refugees who are unable to secure accommodation are able to be housed in TACs which are located mainly in provinces close to the Syrian border.¹⁰⁹ Initially, there were 22 TACs in Turkey, run by the Disaster and Emergency Management Authority (AFAD in Turkish), before being transferred to DGMM in 2018. The residents of these camps were given the opportunity to move into cities accompanied by one-time cash support, or to move into the remaining seven consolidated container-camps which host 63,627 refugees (less than 2% of the total refugee population in Turkey).

In addition to the TACs, DGMM was also managing 28 Removal Centres¹¹⁰ with a combined capacity to house approximately 20,000 migrants. The Removal Centres are used by the DGMM to house irregular migrants – people who have been detained without having legal permission to be in the country (i.e. who have been found not in need of international protection).¹¹¹ Under the EU-Turkey Statement, Turkey committed to provide migrants and refugees returned from the Greek islands to Turkey with access to services and, in the case of irregular migrants, with quality reception conditions in removal centres prior to their return to their countries of origin.

The intervention logic underpinning the Facility's migration management support to Turkey is summarised in Figure 12 below. The intended intermediate outcome of the strategy is ensuring that: *'Migrants are received and hosted in adequate conditions.'* This outcome relates mostly to irregular migrants apprehended within Turkey and returnees from third countries. The basic aim of the Facility in this Priority Area is to strengthen the government's efforts in ensuring the safe and dignified treatment of irregular migrants. This includes ensuring the provision of adequate conditions of treatment from the point at which they come into the custody of the government until the point of their release from removal centres.¹¹²

¹⁰² <https://www.goc.gov.tr/duzensiz-goc-istatistikler>

¹⁰³ Üstübcü, Ayşen. "The impact of externalized migration governance on Turkey: Technocratic migration governance and the production of differentiated legal status." *Comparative Migration Studies* 7.1 (2019): 46.

¹⁰⁴ <https://www.respondmigration.com/blog-1/reception-policies-practices-turkey-housing>, accessed on 24th March 2020.

¹⁰⁵ Ibid

¹⁰⁶ Technical Assistance to the EU Facility for Refugees in Turkey, (updated) Needs Assessment Report, October 2018.

¹⁰⁷ In southern Turkey, 96% of the refugees living outside of camps pay rent, 62% live in rented apartments, 28% in unfinished buildings or garages, 1% in tents, World Food Programme, Food Security Report, Off-Camp Syrian Refugees in Turkey 2016.

¹⁰⁸ In the latter part of 2019 refugees registered in other provinces but living in Istanbul, Bursa and other cities were transferred to the Temporary Accommodation Centres to re-register or voluntarily return.

¹⁰⁹ <https://www.kizilay.org.tr/Upload/Dokuman/Dosya/haziran-2019-suriye-krizi-insani-yardim-operasyonu-raporu-23-07-2019-47904971.pdf>

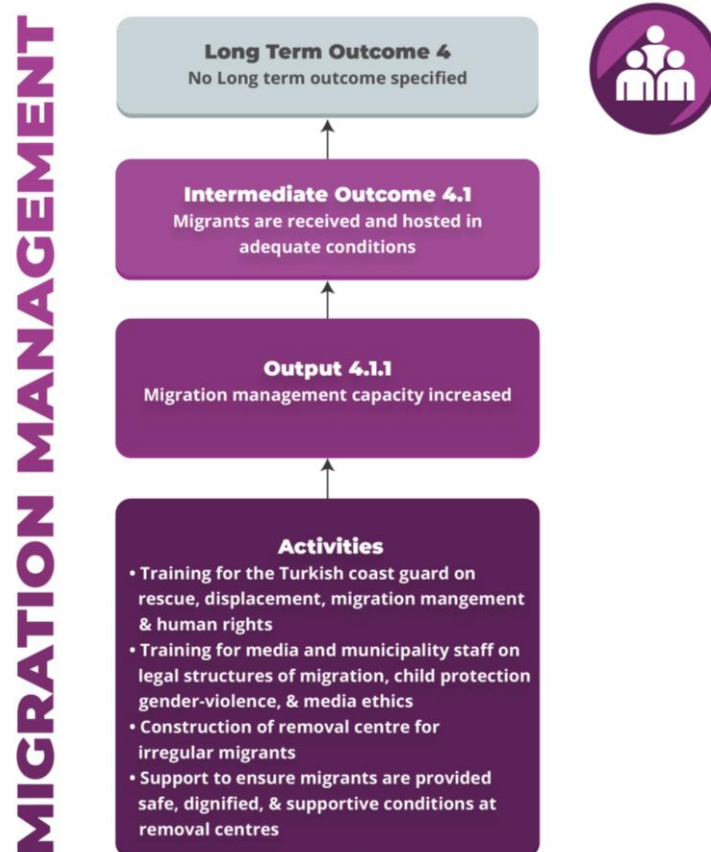
¹¹⁰ DGMM Website, <https://en.goc.gov.tr/removal-centres>, accessed on 24th March 2020.

¹¹¹ <https://www.iom.int/key-migration-terms>

¹¹² This release can come in the form of repatriation to their home country, or through regularisation of their status through the provision of temporary or international protection applicant status, which enables them to remain in Turkey, SUMAF monitoring missions, December 2018 & July 2019.

Alongside support to the government, the Facility also provides support to local NGOs who cater to the protection and integration needs of non-Syrian (mostly Iraqi) refugees. These NGOs also work on improving public perceptions of refugees in order to promote social cohesion. These initiatives are captured under the Output, ‘Migration management capacity increased’, which is further explained below.

Figure 12: Facility’s Intervention Logic in the Migration Management Priority Area



Output 4.1.1 – ‘Migration management capacity increased’

Facility Investments

The Facility has provided capacity building support to the DGMM through the funding of an Action directly managed by the DGMM which aims to improve the safe and dignified management of irregular migrants including their detention, reception and hosting. The support to the DGMM seeks to address the most important needs such as food, accommodation and staff capacity to provide adequate services to migrants. The funding of removal centres also remains a critical part of this support, due to the high numbers of refugees that continue to be apprehended in Turkey. These centres provide humanitarian assistance and care to irregular migrants who use Turkey as a transit country to Europe. Facility investments include the provision of safe and dignified transport for the transfer of irregular migrants; the provision of service staff in migrant removal centres, such as social workers, psychologists and psycho-social counsellors, translators and interpreters; the provision of daily meals and non-food items such as cleaning kits, baby care kits, and clothing; and the provision of medicine and coverage of medical treatment.




Through the financing of a now completed Action the Facility has also supported the Turkish Coast Guard (TCG) to upgrade its search and rescue operations and to build the capacity of its front-line personnel to manage migrants in compliance with international conventions.

Alongside DGMM and the TCG, the Facility has also provided support to a national NGO to support the media and municipalities to better understand migrant legal and human rights issues and appropriate migrant management processes. Municipalities and the provincial staff of the DGMM were trained to ensure that the reception and hosting of migrants is undertaken in an organised, secure and dignified manner. Child Protection and Sexual and Gender-Based Violence (SGBV) is a focus of the trainings as well as facilitating social cohesion activities aimed at reducing the risks of host community rejection of migrant groups.

Progress in achieving Output 4.1.1 is measured using the three indicators presented in Table 11 below together with the snapshot indicator shown in Figure 13 below.¹¹³

Progress To-Date

Table 11: Output 4.1.1 – Progress Against Targets

Output Indicator	Indicator Value	Target Value	% Progress	
i4.1.1.1 - Number of persons who received training on migration related topics	2.903	1.750	165.9%	
i4.1.1.3 - Number of removal centres established and operational (Completion Ratio of Removal Centre in Çankırı)	100.0%	100.0%	100.0%	
i4.1.1.4 - Number of migrants receiving assistance while hosted in removal centres	325.589	110.000	296.0%	

100%

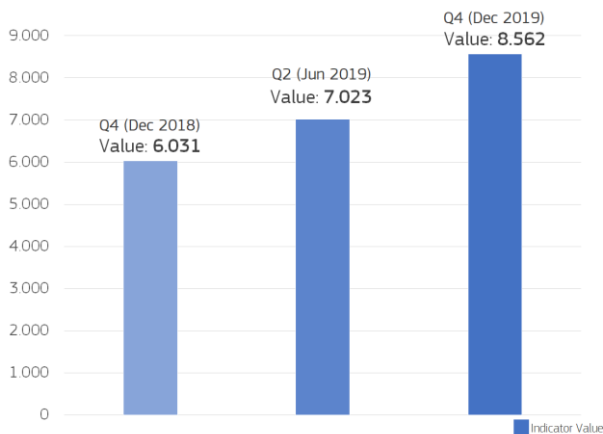
As shown in Table 11 above, by December 2019, 2,903 staff and stakeholders from various groups and agencies including from the media and municipalities had been trained - an increase of over 700 from the previous period.¹¹⁴ DGMM conducted eleven training sessions in total through which 457 DGMM staff from different PDMs were familiarised with identifying fraudulent documents. For the training of the TCG, an evaluation showed positive impacts with staff self-reported ‘burnout’ levels dropping as the levels of PSS support increased. The Media and Press Meetings trainings conducted by a local NGO under this output included topics such as media ethics, refugee terminology, and women and child risk aspects such as gender-based violence. Due to positive feedback from media participants, a second set of trainings were organised in four localities between October and November 2019. The same NGO also trained local municipality staff from nine municipalities which operate refugee centres. The training covered the basic concepts of migration, protection and child protection, SGBV response, social cohesion, social assistance mechanisms in Turkey and good refugee-management practice cases among municipalities in Turkey.

At the time of reporting, 8,562 migrants were being hosted in safe and dignified conditions at removal centres. The total number of irregular migrants who have received assistance while hosted in removal centres since the

¹¹³ Although indicator 4.1.1.4 is worded in the form of a snapshot indicator (i.e. receiving assistance...), it is in fact reported as a cumulative indicator – i.e. it reports the total number of migrants who have received assistance to-date while living in removal centres.

¹¹⁴ Training subjects included migration related topics such as the legal structures of migration, awareness on issues of woman and child refugees, child protection, awareness on gender and gender based violence, migration related issues, child protection, and ethical reporting about refugees/asylum seekers with correct terminology specifically for the media.

Figure 13: i4.1.1.2 Number of migrants hosted in removal centres



start of the Facility stood at over 325,000 by the end of 2019 (see indicator i4.1.1.4 in Table 11 above). The Facility has supported the employment of social workers, psychologists, translators and/interpreters, catering staff and drivers to help a number of removal centres to provide improved reception and hosting of migrants. The support also includes the running costs of the centres including electricity, gas, water, food, heating, cleaning, health services, clothing, telephone and internet access.

As reported in the previous report, a purpose-built removal centre was constructed with Facility support in Çankırı province. It has been operational since May 2019 and has hosted over 2,500 irregular migrants since then. Monitoring missions by SUMAF showed the centre was well equipped and managed and provided a range of facilities for the refugees including recreation facilities. The only concerns noted were the inadequate number of staff – particularly translators – present.

ANNEXES

ANNEX 1: FACILITY RESULTS FRAMEWORK INDICATORS¹

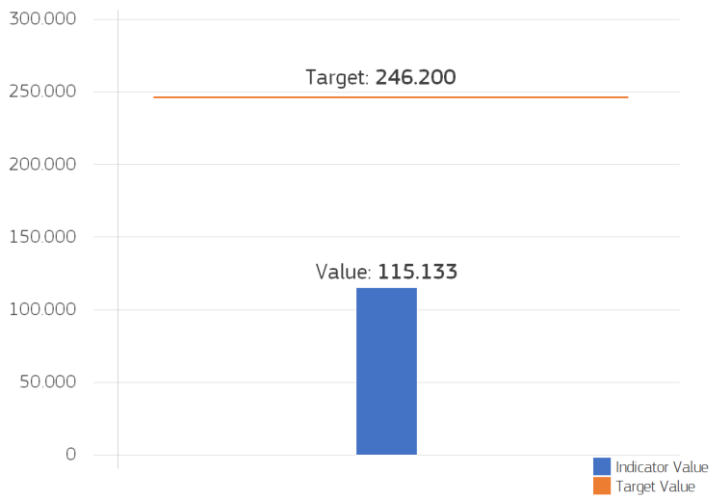
Number	Indicator	Page
i1.1.1.1	Number of refugee and host community children enrolled in early childhood education programmes	37
i1.1.1.2	Number of Syrian refugee children enrolled in Turkish language classes	38
i1.1.1.3	Number of refugee children and youth enrolled in non-formal education	39
i1.1.1.4	Number of Syrian refugee children and youth who completed back-up and catch-up classes	40
i1.1.1.5	Number of Syrian refugee children enrolled in Arabic language classes	41
i1.1.1.6	Number of refugee children enrolled in school receiving Conditional Cash Transfers for Education (CCTE)	42
i1.1.1.8	Number of Syrian refugee children and youth registered for transportation services	43
i1.1.1.9	Number of higher education scholarships granted to Syrian refugee students	44
i1.2.1.2	Number of educational personnel trained	44
i1.2.1.3	Number of educational personnel receiving salaries and/or incentives	45
i1.2.2.1	Number of existing schools upgraded in standards	46
i1.2.2.2	Number of schools constructed	46
i1.2.2.2a	Percentage of key implementation steps completed in the construction of schools	47
i2.1.1.1	Number of health workers receiving salaries	49
i2.1.1.2	Number of MoH physicians per 10,000 population	50
i2.1.1.5	Number of community mental health centres providing services	50
i2.1.1.6	Number of health workers trained	51
i2.1.2.1	Number of primary healthcare consultations provided to refugees	51
i2.1.2.2	Number of vaccination doses provided to Syrian infants	52
i2.1.2.3	Number of Ante-Natal Care (ANC) consultations	53
i2.1.2.4	Number of pregnant women who received a minimum of 1 ANC consultation	54
i2.1.2.5	Number of refugees who received mental health and psycho-social support services	55
i2.1.2.6	Number of refugees who received specialised treatment in the area of post-operative and rehabilitative care	56
i3.1.1.1	Number of persons under temporary or international protection receiving monthly resource transfers through ESN or other mechanisms	57
i3.2.1.1	Number of Syrian refugees and host community members who participated in employability skills training programmes	58
i3.2.1.2	Number of Syrian refugees and host community members who benefitted from employment related services	59
i3.2.1.4	Number of Syrian refugees who completed a Turkish language course outside the formal education system	60
i3.2.1.5	Number of Syrian refugees registered with İSKUR	60
i3.3.1.1	Number of SMEs that benefitted from coaching	61
i3.4.1.1	Number of operational community centres supported	61
i3.4.1.2	Number of refugees and host community members who participated in social cohesion activities	62
i4.1.1.1	Number of persons who received training on migration related topics	63
i4.1.1.4	Number of migrants receiving assistance while hosted in removal centres	63

¹ Excluding output indicators where no progress has been reported yet.

ANNEX 2: EDUCATION SECTOR INDICATORS

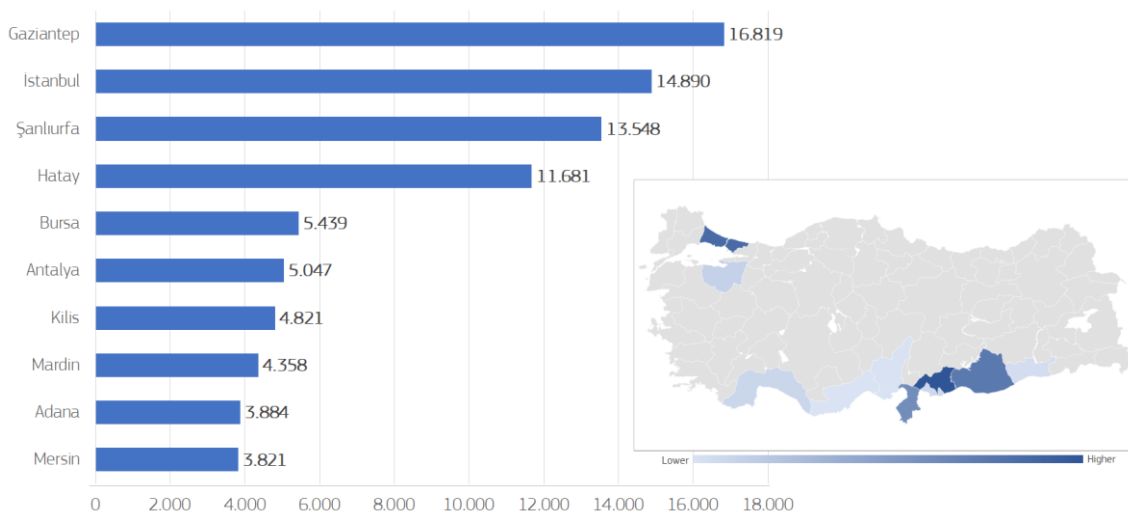
i1.1.1.1 Number of refugee and host community children enrolled in Early Childhood Education (ECE) programmes

Figure 1: Indicator i1.1.1.1 - Value and Target



- By the end of December 2019, a total of 115,133 refugee and host community children had benefitted from home and community based ECE programmes.
- This is currently 47% of the target which has itself recently been revised upwards from 6,200 due to the start of a follow-on Action for the PICTES Action under Tranche II.
- Figure 2 (below) shows the concentration of past activities focusing on the south and southeast provinces together with Istanbul which all have a high density of Syrian refugees.

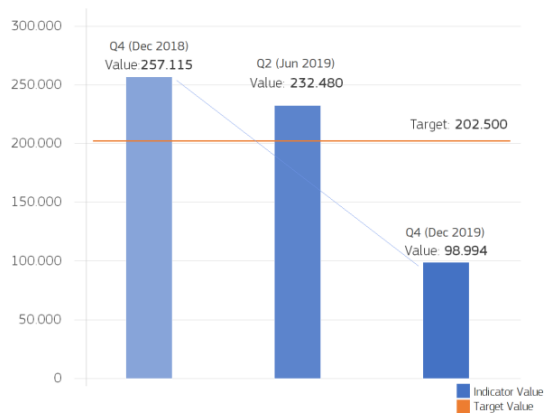
Figure 2: Indicator i1.1.1.1 - Value by Province* and Geographical Distribution



* Excludes 3,541 children where the province was not reported.

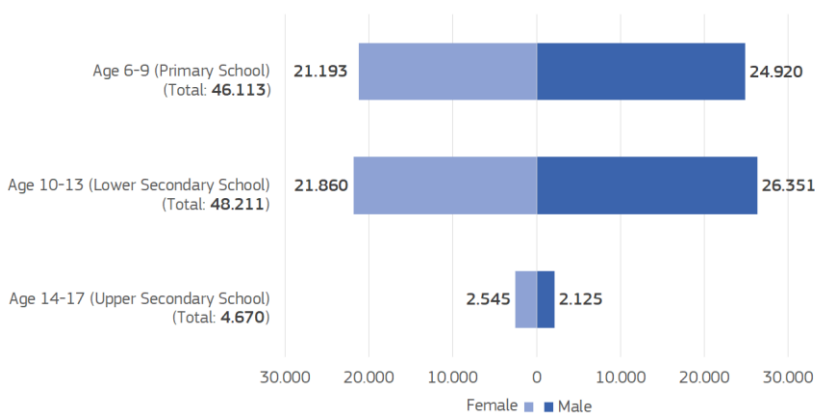
i1.1.1.2 Number of Syrian refugee children enrolled in Turkish language classes

Figure 3: Indicator i1.1.1.2 - Value and Target



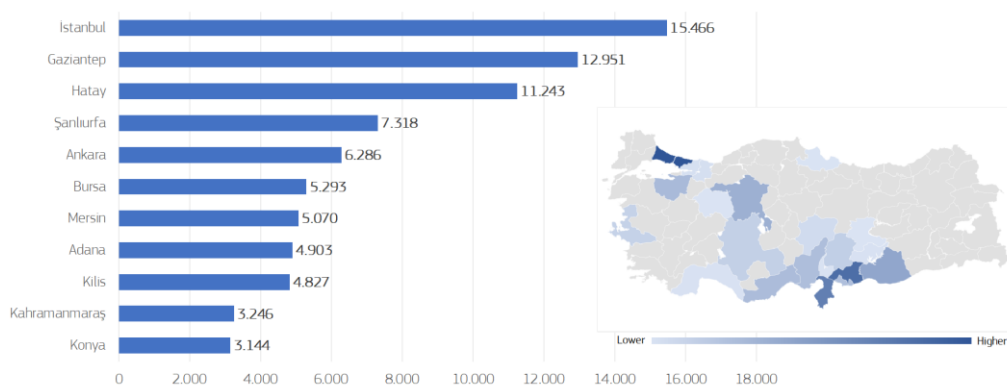
- As a 'snapshot indicator', indicator i1.1.1.2 shows the (current for the period) enrolment numbers for three consecutive reporting periods.¹ The most recent value (Dec. 2019) shows that 98,994 children were enrolled in Turkish classes.
- The value is much lower than that for the previous reporting periods. This is due to a large number of children having gained the level of Turkish language necessary to join their regular school programmes and the rest having been enrolled in year-long Adaptation Classes (focused on Turkish language teaching).

Figure 4: Indicator i1.1.1.2 – Value by Age and Gender



- Overall, the male participation in Turkish language classes is higher (54%) than female (46%).
- At the upper secondary school level, the female participation is slightly higher than male.
- In terms of the age distribution, much fewer upper-secondary level students enrol in Turkish classes. This is due in part to the fact that there are much fewer refugee students of this age bracket at school – partly due to their families' needs for them to work.
- The geographical distribution of Turkish classes is shown in Figure 5 (below).

Figure 5: Indicator i1.1.1.2 - Value by Province* and Geographical Distribution



*Only provinces with a value > 3.000

¹ A 'snapshot' indicator reports the current value at a particular point in time within a specific reporting period.

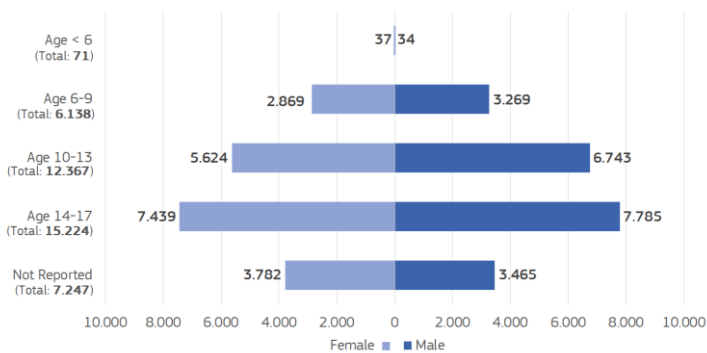
i1.1.1.3 Number of refugee children and youth enrolled in non-formal education

Figure 6: Indicator i1.1.1.3 - Value and Target



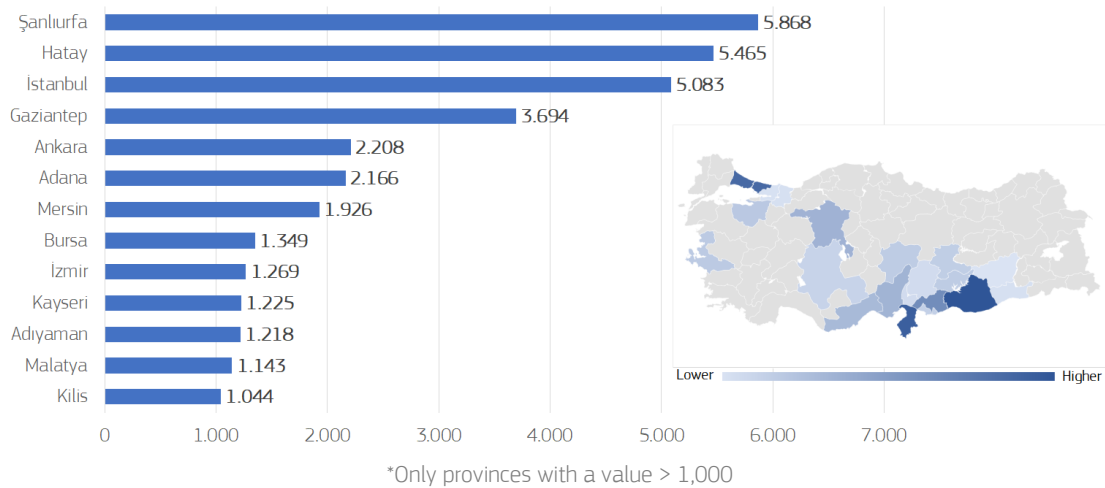
- At the reporting cut-off date (Q4 2019), 41,047 children and youth were enrolled in non-formal education courses/programmes.
- This is a significant increase (67%) from the previous value of 27,613 reported in June 2019. The target has also increased from 41,950 to 54,950 to reflect the increased funding under Tranche II.
- A significant portion of this progress is attributed to the DG ECHO-contracted UNICEF-implemented Action which provided Accelerated Learning Programmes and Turkish language courses alongside MoNE and the Ministry of Youth & Sport.

Figure 7: Indicator i1.1.1.3 – Value by Age and Gender



- Figure 7 shows slightly more male students than female (52% vs. 48%) are enrolled in non-formal education.
- The majority of beneficiaries of the non-formal education (67%) are between the ages of 10–17 with the majority of these in the 14-17 age group. These are likely to mostly be working children who take non-formal education to either provide them with Turkish language skills or to help compensate for their absence from school.
- The geographical distribution in Figure 8 (below) shows the highest amount of activities is in Şanlıurfa (5,868), followed by Hatay (5,465) and Istanbul (5,083) due to the concentration of IPs in these provinces.

Figure 8: Indicator i1.1.1.3 - Value by Province* and Geographical Distribution



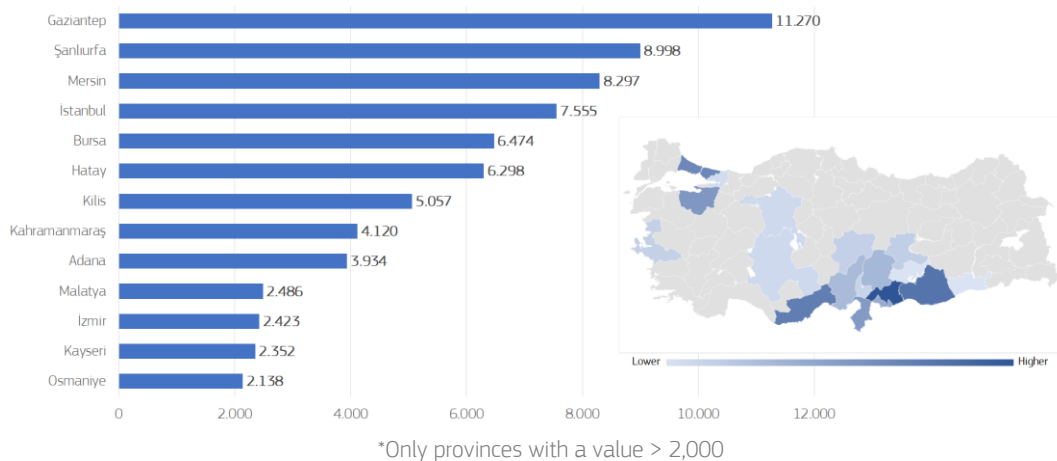
i1.1.1.4 Number of Syrian refugee children and youth who completed back-up and catch-up classes

Figure 9: Indicator i1.1.1.4 - Value and Target



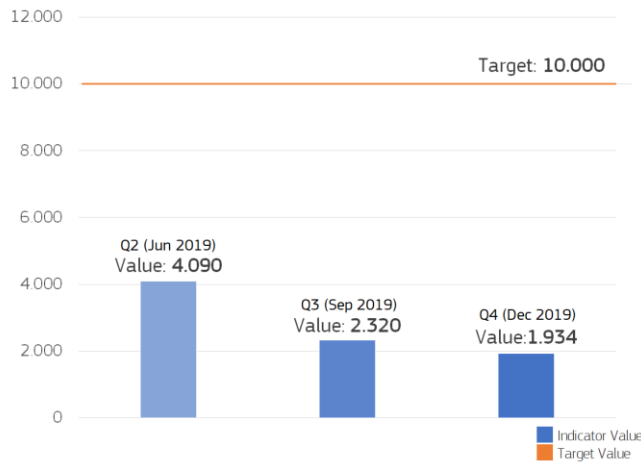
- By the end of December 2019, a total of 80,243 children completed back-up and catch-up classes which is a significant increase (65%) from the previously reported figure. This is currently below the target which has increased from 35,000 to 99,000 due to the onset of Tranche II funding.
- As shown by Figure 10, the majority of those completing these courses are clustered in the southern provinces as well as Istanbul and Bursa in the north-west of Turkey.

Figure 10: Indicator i1.1.1.4 - Value by Province* and Geographical Distribution



i1.1.1.5 Number of Syrian refugee children enrolled in Arabic language classes

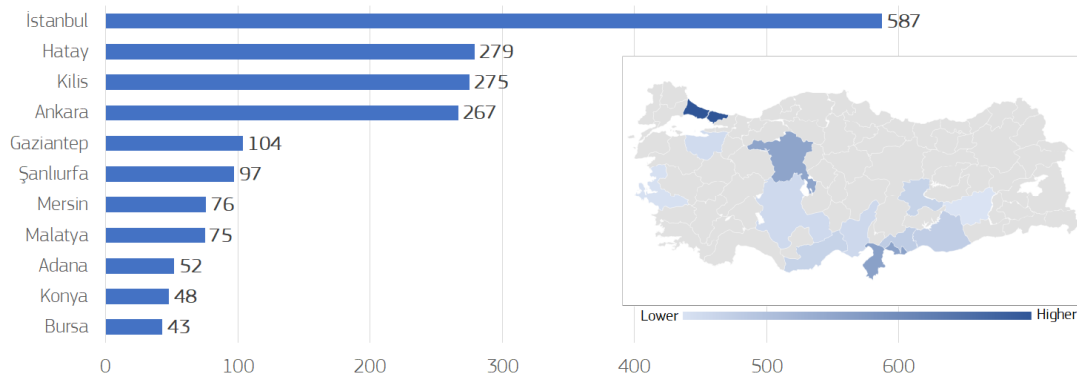
Figure 11: Indicator i1.1.1.5 - Value and Target



- Indicator i1.1.1.5 shows the enrolment number which was current at the end of Q4 2019 together with those of the two previous quarters.
- The number of Syrian refugee children enrolled in Arabic language classes has gradually decreased from 4,090 at the end of Q2 2019 to the most recent value of 1,934 (Q4 2019).
- This is due to the policy of closing TECs and giving Arabic language education as elective courses at public schools.

- At present, more female students than male are enrolled in Arabic language classes (55% vs. 45%). Geographically, Arabic language teaching was provided across 11 provinces as shown in Figure 12 (below).

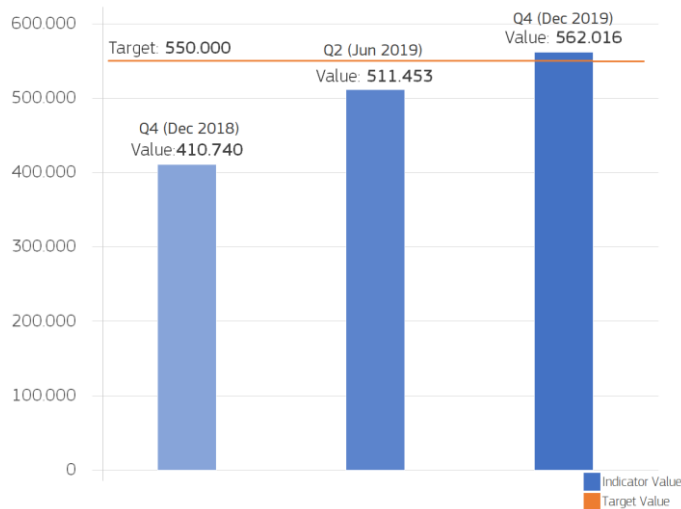
Figure 12: Indicator i1.1.1.5 - Value by Province* and Geographical Distribution



*Only provinces with a value > 40

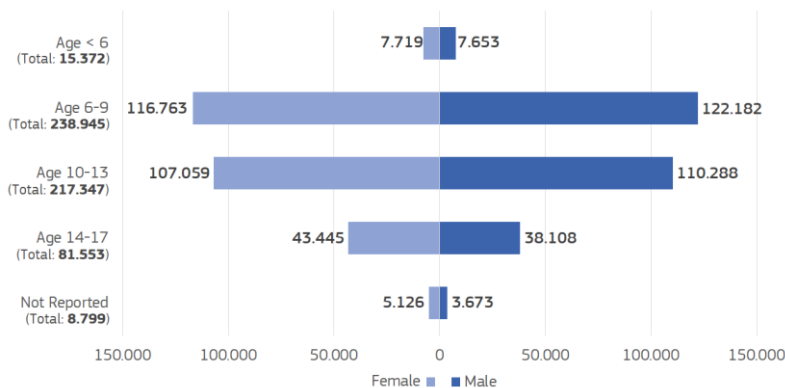
i1.1.1.6 Number of refugee children enrolled in school receiving Conditional Cash Transfers for Education (CCTE)

Figure 13: Indicator i1.1.1.6 - Value and Target



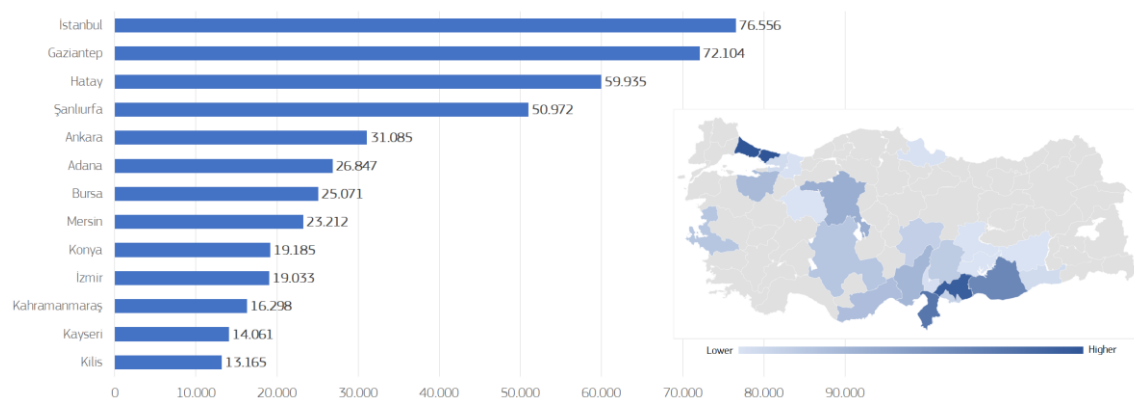
- During the reporting period, the families of 562,016 children benefitted from cash transfers which were conditional upon regular school attendance by their children - surpassing the target of 555,000.
- The current value is higher than the previously reported figures of 410,740 (Dec 2018) and 511,453 (June 2019). This is an indicator of the increasing level of financial stress upon families as well as the perceived effectiveness of this support.

Figure 14: Indicator i1.1.1.6 - Age Pyramid



- As shown in Figure 14, the largest number of children (benefitting from the CCTE) are in primary grades (aged six to nine), and lower secondary grades (aged 10 to 13). The gender distribution is well balanced at roughly 50% between males and females.
- Figure 15 (below) shows the provinces with the highest number of refugee children benefiting from the CCTE.

Figure 15: Indicator i1.1.1.6 - Value by Province* and Geographical Distribution**

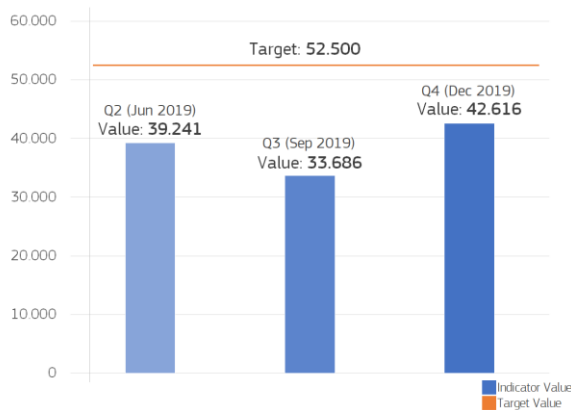


*Only provinces with a value > 10,000

**The CCTE programme has a nationwide reach covering all 81 provinces. Only the provinces with the highest concentration are highlighted.

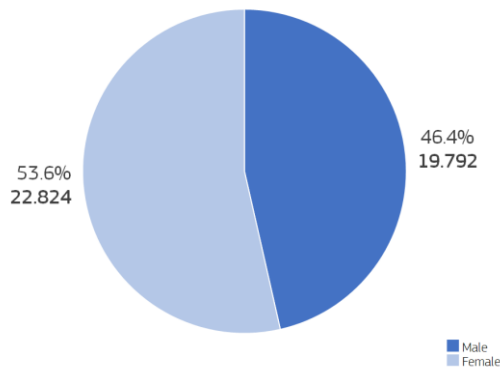
i1.1.1.8 Number of Syrian refugee children and youth registered for transportation services

Figure 16: Indicator i1.1.1.8 - Value and Target



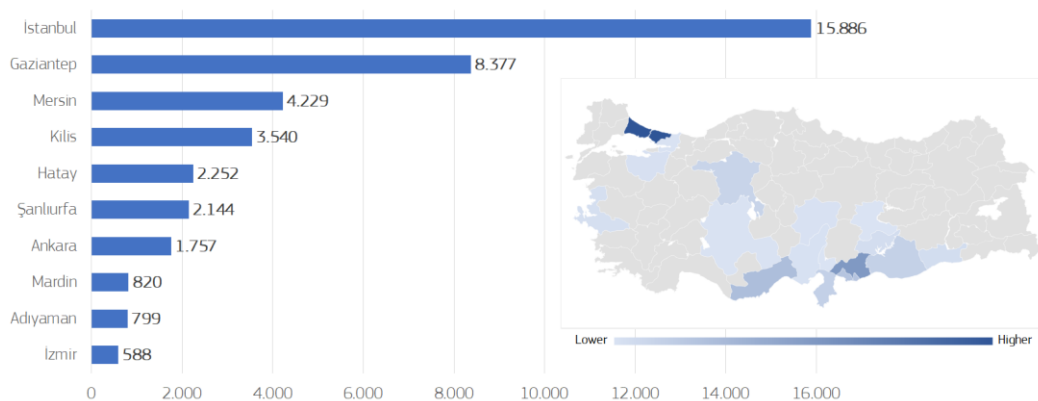
- In the most recent quarterly reporting period covered by this report (October-December 2019) 42,616 Syrian refugee students were being provided with transportation services.
- This is an increase from the values reported in Q2/2019 and Q3/2019. This is due to the commencement of a new Action providing transportation services under Tranche II, which has also led to the target increasing from 45,000 to 52,500.

Figure 17: Indicator i1.1.1.8 – Gender Distribution



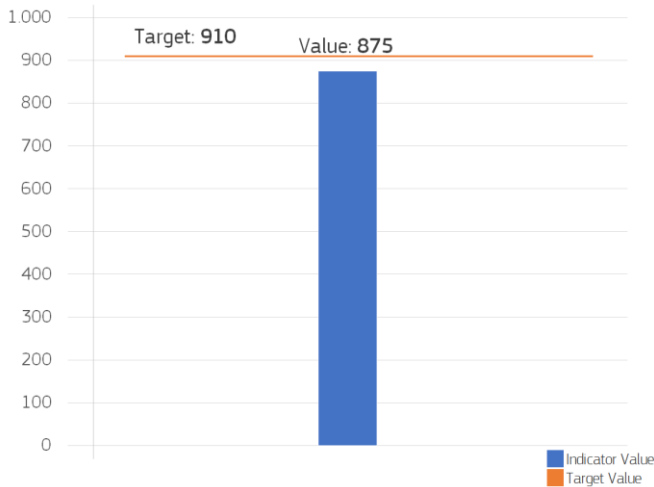
- The gender distribution shows that slightly more female students (54% vs 46%) are provided with school transportation services.
- The geographical distribution is shown by Figure 18 (below).

Figure 18: Indicator i1.1.1.8 - Value by Province* and Geographical Distribution



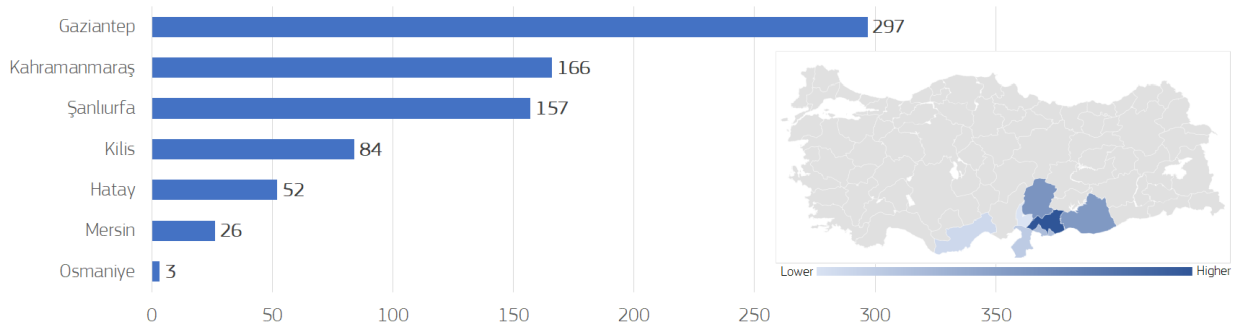
i1.1.1.9 Number of higher education scholarships granted to Syrian refugee students

Figure 19: Indicator i1.1.1.9 - Value and Target



- By the end of December 2019, a total of 875 higher education scholarships (for both bachelor’s and master’s degrees) had been awarded to Syrian refugee students. This is slightly below the target due to student dropouts.
- The gender-disaggregated data available presents a quite balanced picture with 46% of recipients being male and 43% being female.
- 16 persons with disabilities benefited from the higher education scholarship programme.
- Figure 20 (below) shows the provincial break-down of beneficiaries.

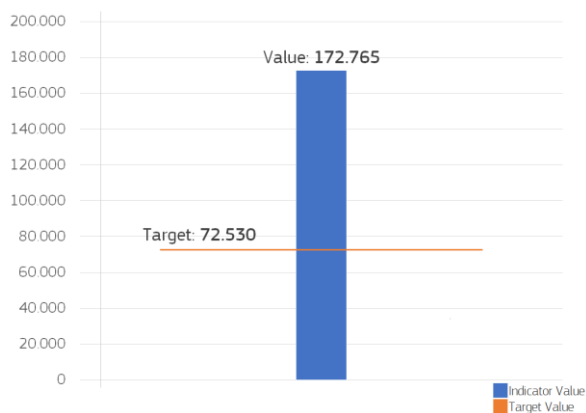
Figure 20: Indicator i1.1.1.9 - Value by Province and Geographical Distribution



* * * * *

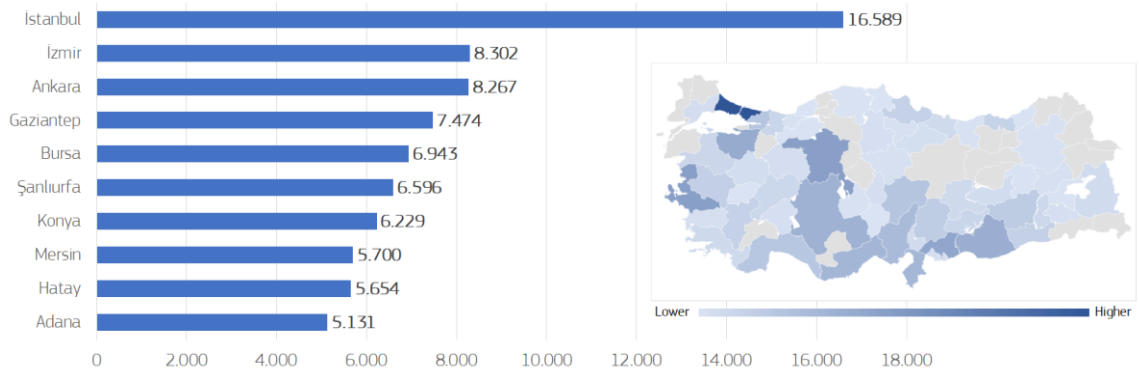
i1.2.1.2 Number of educational personnel trained

Figure 21: Indicator i1.2.1.2 - Value and Target



- As of December 2019, a total of 172,765 educational personnel were trained with Facility support. This includes teachers, Turkish and Arabic language trainers, Guidance Counsellors, pre-school teachers and school administrators.
- The geographical distribution (Figure 22) provides the breakdown of the provinces showing the nationwide reach of the training activities.

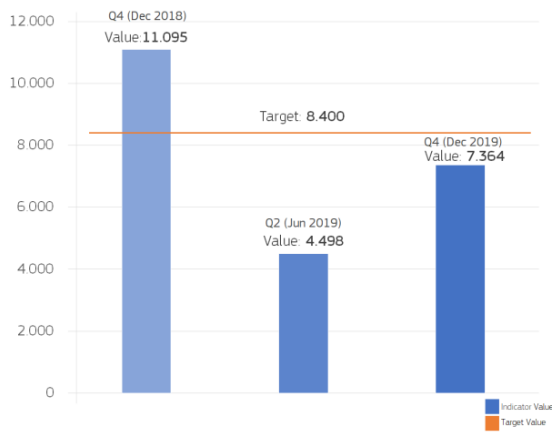
Figure 22: Indicator i1.2.1.2 - Value by Province* and Geographical Distribution



*Only provinces with value > 5,000

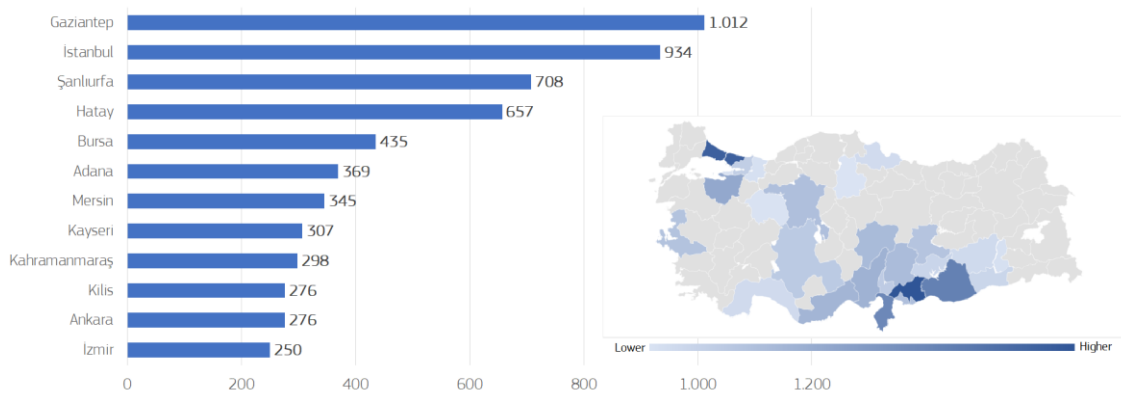
i1.2.1.3 Number of educational personnel receiving salaries and/or incentives

Figure 23: Indicator i1.2.1.3 - Value and Target



- At the close of the reporting period a total of 7,364 educational personnel were either being employed or were being provided with additional financial incentives by the Facility in order to provide the required additional services to refugee students.
- This represents a substantial increase from the 4,498 reported during the previous period at the start of implementation of the PIKTES Action (under Tranche II). As shown, this is still below the Q4 2018 snapshot indicator numbers reported at the peak of the implementation of the PICTES Action (under Tranche I)².
- Figure 24 (below) shows the provincial breakdown of education personnel receiving salaries or incentives.

Figure 24: Indicator i1.2.1.3 - Value by Province* and Geographical Distribution

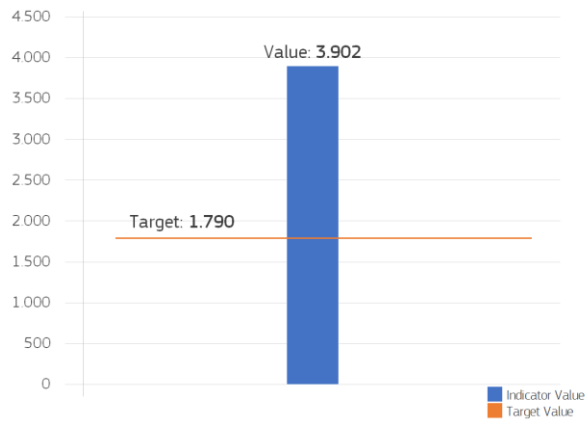


*Only provinces with a value > 250

² The Q4 2018 value is an estimate provided by MoNE.

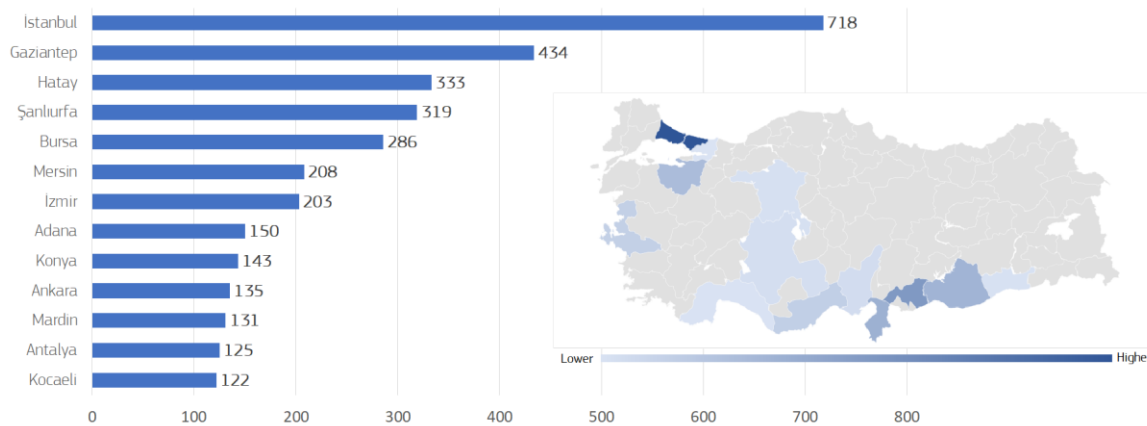
i1.2.2.1 Number of existing schools upgraded in standards

Figure 25: Indicator i1.2.2.1 - Value and Target



- By the end of December 2019, a total of 3,902 schools had been upgraded in standards in 20 provinces,
- Due to the PIKTES Action under Tranche II, the progress has increased by almost 3,000 (the previously reported figure was 904). The significant increase is due to the provision of materials and equipment to over 2,100 Early Childhood Education (ECE) centres.
- Figure 26 (below) outlines the provincial breakdown of the support.

Figure 26: Indicator i1.2.2.1 – Value by Province* and Geographical Distribution



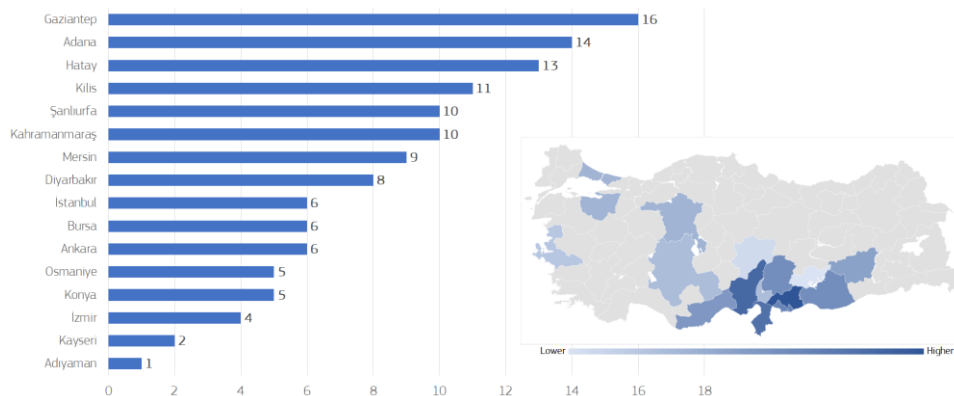
*Only provinces with a value > 100

* * * * *

i1.2.2.2 Number of schools constructed

- The Facility aims to support the construction of 360 school facilities (including both solid structures and prefabricated units), 180 of which under Tranche I and another 180 under Tranche II.
- 28 schools are currently completed and operational. This slower than expected progress is due to the lengthy procurement and construction processes involved including securing the land, building permissions, services connections, etc.
- Figure 27 (below) outlines the geographical distribution of the planned constructions.

Figure 27: Indicator i1.2.2.2 – New schools construction planned per province*

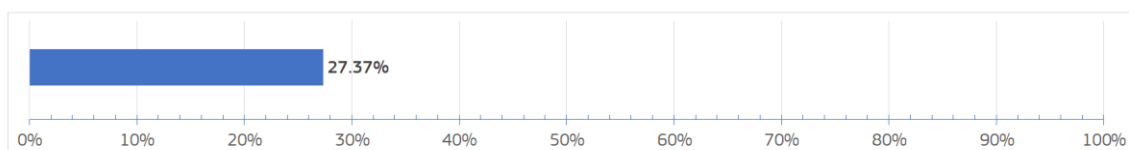


*Table and map reflect the breakdown of the schools for which the locations are so far identified.

i1.2.2.2a Percentage of key implementation steps completed in the construction of schools

- To monitor the progress of schools construction, a set of key implementation steps were identified, and a sub-project (individual construction project) completion process sub-indicator (i1.2.2.2a – see below) was created.³ This shows the average current level of completion of the key implementation steps in the construction of schools. This value was 27% at the cut-off period. This is lower than the previously reported value due to the expansion of the Facility target for new school construction from 180 to 360.

Figure 28: Indicator i1.2.2.2a - Percentage of key-implementation steps completed



- As mentioned above, currently 28 prefabricated schools are fully constructed, furnished and in use.

³ This is a process indicator calculated on the basis of identified key implementation steps. Each of the steps has an equal weight. Depending on the number of steps completed at the time of reporting against the Facility RF indicators, a percentage value is calculated to report on progress in implementation. Key implementation steps are: 1 - Project assessment being completed; 2 - Detailed design being finalised; 3 - Call for bids documents for the recruitment of companies for works completed; 4 - Signing of the work contracts finalised; 5 - Construction activities started; 6 - Construction completed and temporary acceptance certificate issued; 7 - Start of Operations (including installation of equipment and rendering them operational, and training of users) and - when applicable - Accreditation of the Facility.

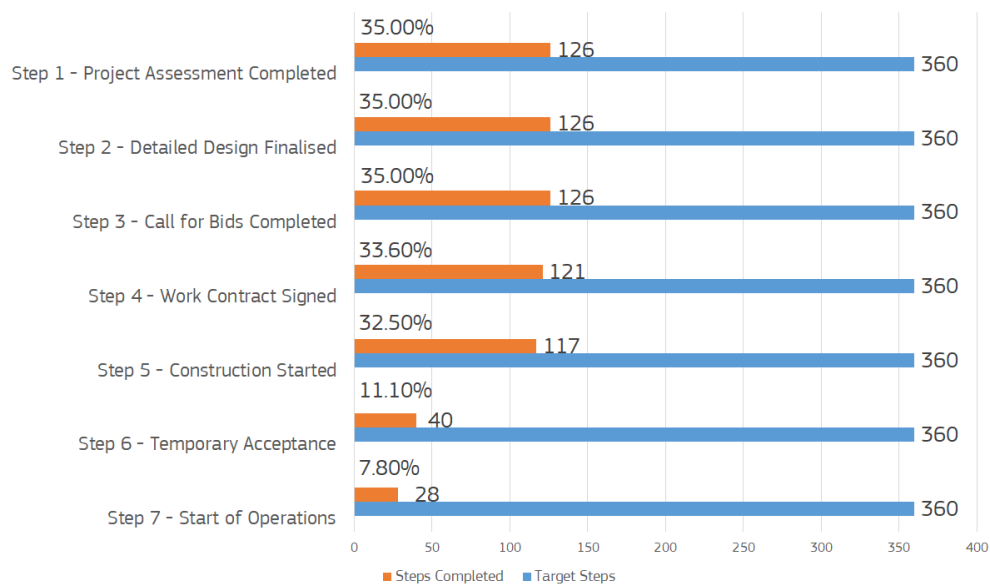
The calculation of the percentage of the key implementation steps is as follows: For each implementation step, the total number of structures (both prefabricated and solid) that completed the Step 7 are calculated. Then the total number of structures is divided by the total target and multiplied by 100 to arrive at the progress percentage.

- As shown in Figure 29a, a total of 40 constructions are at the penultimate step in the process (i.e. having their temporary acceptance certificates issued) following which they will be handed over to MoNE so they can be used. The other 292 schools (including the 180 being funded under Tranche II) are in the design or construction phases.

Figure 29a: Table of Implementation Steps Completed*

Type	Step 1	Step 2	Step 3	Step 4	Step 5	Step 6	Step 7
Prefabricated	50	50	50	50	46	28	28
Solid Structure	76	76	76	71	71	12	0
Total	126	126	126	121	117	40	28

Figure 29b: Implementation Steps Completed

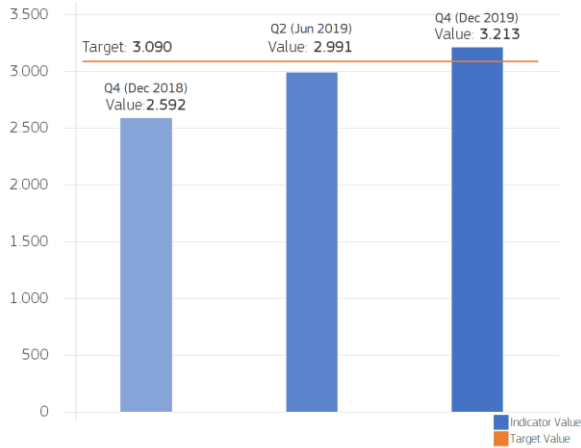


* * * * *

ANNEX 3: HEALTH SECTOR INDICATORS

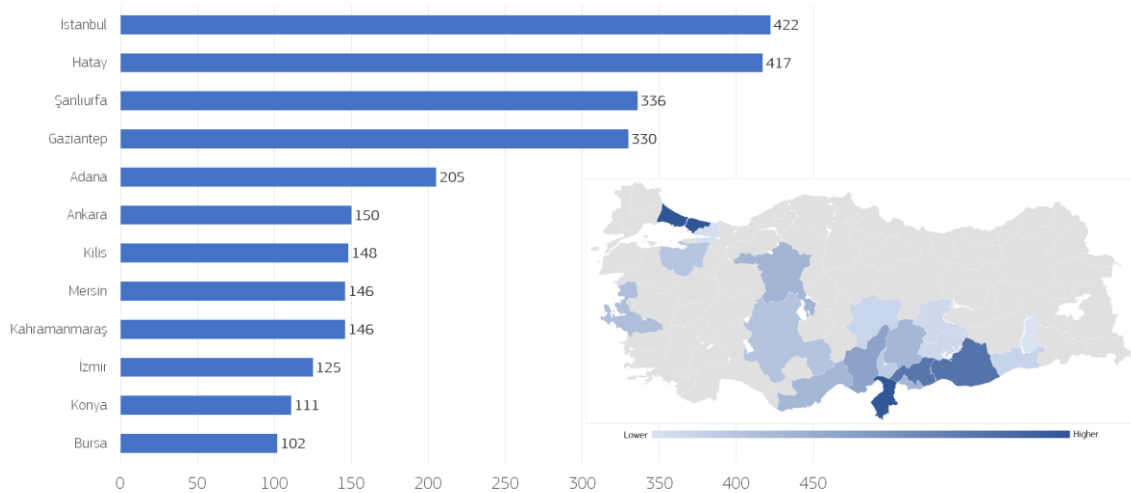
i2.1.1.1 Number of health workers receiving salaries

Figure 30: Indicator i2.1.1.1 - Value and Target



- In December 2019 3,213 health workers were receiving salaries (funded by the Facility). This included doctors, midwives, nurses, auxiliary staff, psychologists and over 1,000 bilingual patient guides.
- This value has increased by approximately 600 since the end of 2018.
- Approximately 21% of these are Syrians who acquired Turkish citizenship after recruitment (graph not shown).
- 32% of the health-care workers receiving salaries were female; 68% were male.
- Figure 31 (below) shows the number of health-care services staff receiving salaries by province.

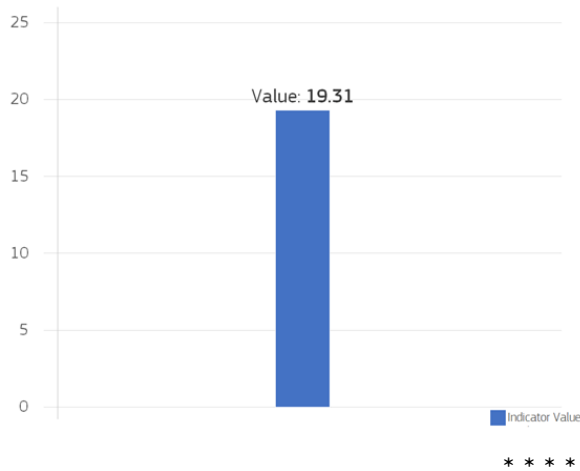
Figure 31: Indicator i2.1.1.1 - Value by Province* and Geographical Distribution



*Only provinces with a value > 100

i2.1.1.2 Number of MoH physicians per 10,000 population

Figure 32: Indicator i2.1.1.2 - Value and Target



- By the close of the reporting period, there were 19.31 doctors per 10,000 population in the Facility supported provinces.
- This is an increase from the 18.69 (reported in the previous report), indicating the health workforce strengthening investments that the GoT is making with Facility support.

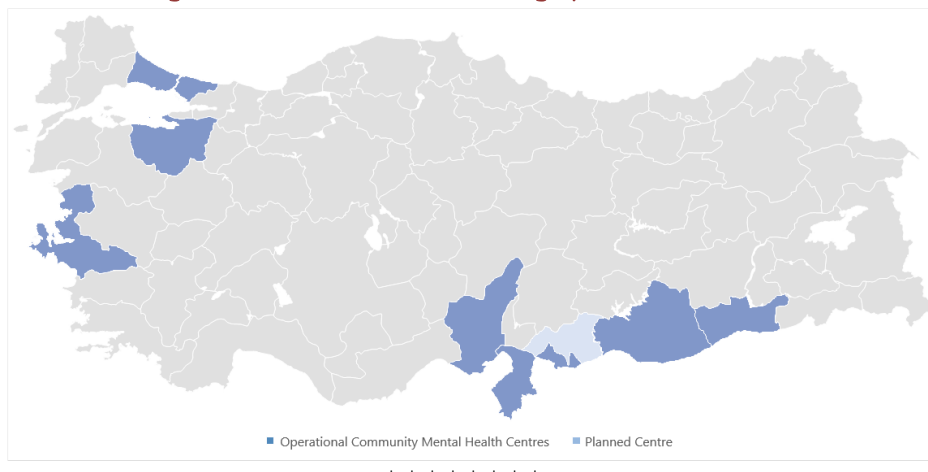
2.1.1.5 Number of community mental health centres providing services

Figure 33: Indicator i2.1.1.5 - Value and Target



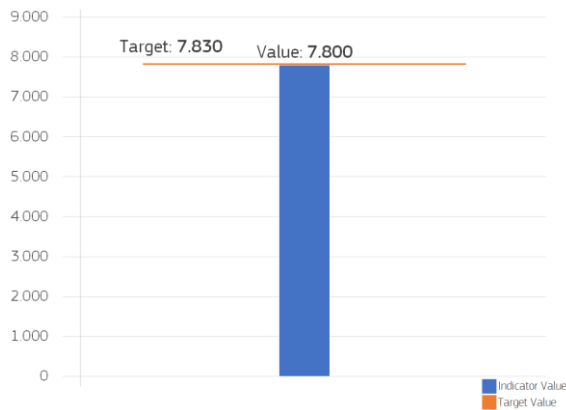
- The Facility has a target of supporting the establishment of 19 CMHCs. As of December 2019, a total of 17 centres were operational and providing services to Syrian refugees and host community members.
- The CMHCs are located in the provinces with a high number of Syrian refugees, shown in 34 (below), namely: Adana, Bursa, Hatay, İstanbul (5, located in Sultanbeyli and Sultangazi), İzmir, Kilis, Mardin and Şanlıurfa.
- These centres consist of both MoH-operated CMHCs and NGO-operated mental health centres.

Figure 34: Indicator i2.1.1.5 - Geographical Distribution



i2.1.1.6 Number of health workers trained

Figure 35: Indicator i2.1.1.6 - Value and Target

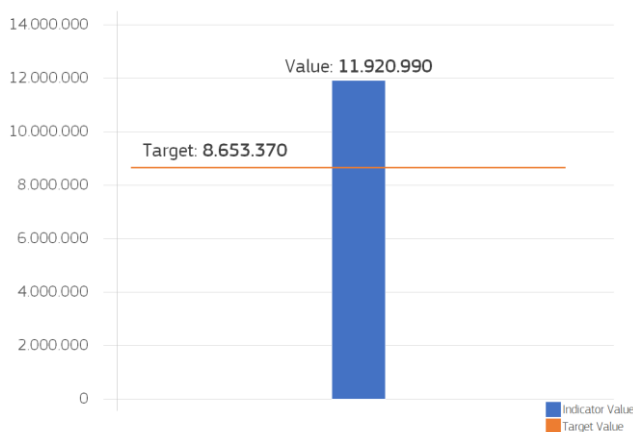


- By the end of 2019, 7,800 health workers (including doctors, midwife/nurses and bilingual patient guides) were trained with Facility support.
- The adaptation training necessary to enable Syrian health professionals to practice in the Migrant Health Centres was provided by the WHO-supported Action.
- The SIHHAT Action has complemented the above training with a range of trainings benefitting primary and secondary level health-care professionals, bilingual patient guides and Community Mental Health Centre personnel.

* * * * *

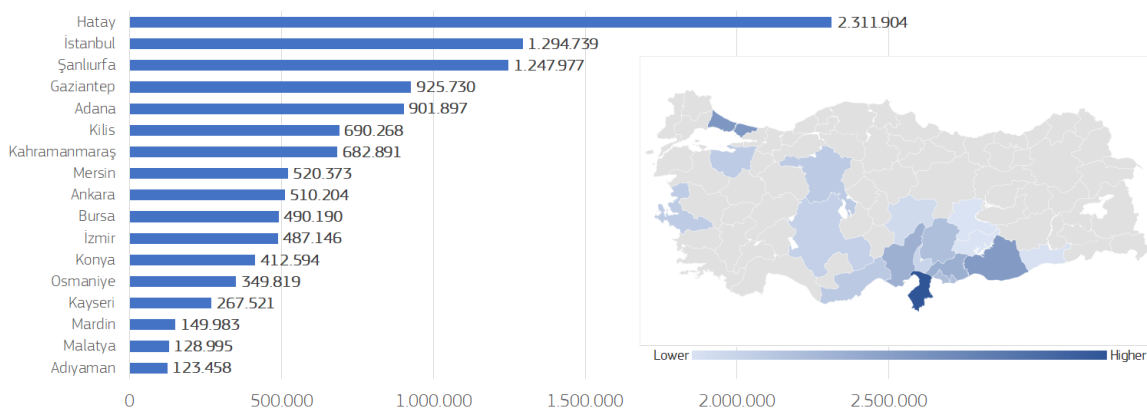
i2.1.2.1 Number of primary healthcare consultations provided to refugees

Figure 36: Indicator i2.1.2.1 - Value and Target



- By the end of December 2019, over 11.9 million Primary Health-Care (PHC) consultations had been provided with an almost 3 million increase from the 9 million reported in June 2019.
- 59% of the consultations were provided to female patients. This may be due to a number of reasons including lower levels of health awareness amongst men and their reduced opportunities to attend clinics due to their opening hours.
- The geographical distribution of PHC consultations by province correlates with the presence of the refugee population, with Hatay in particular, accounting for over 2 million PHC consultations, as shown below.

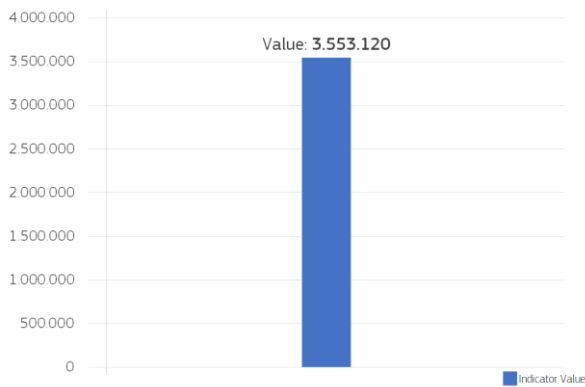
Figure 37: Indicator i2.1.2.1 - Value by Province*



*Only provinces with a value > 100,000

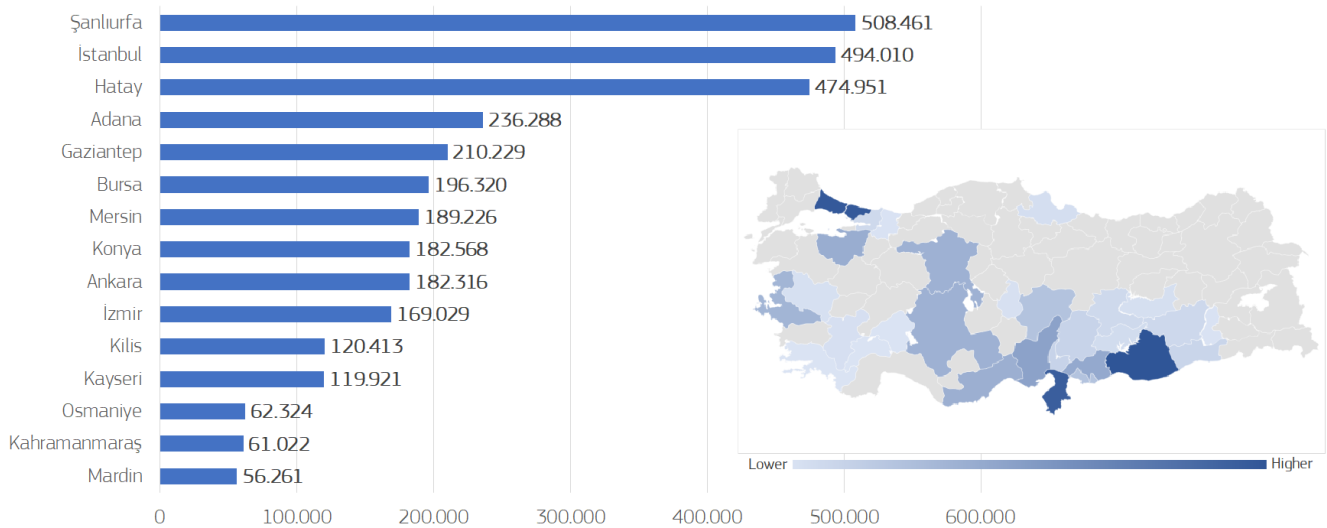
i2.1.2.2 Number of vaccination doses provided to Syrian infants

Figure 38: Indicator i2.1.2.2 - Value



- This indicator was previously formulated as 'Number of Syrian infants vaccinated' (i.e. achieving vaccination coverage). It was reformulated during the reporting period due to problems experienced with obtaining the appropriate data from the MoH.
- By the end of December 2019, a total of 3,553,120 vaccination doses had been provided to Syrian infants and children with Facility support (since its inception) as part of the extended immunisation programme.
- No target was set for this indicator as the objective is to ensure that a maximum number of Syrian infants are vaccinated.
- The provincial breakdown of vaccination doses is presented below.

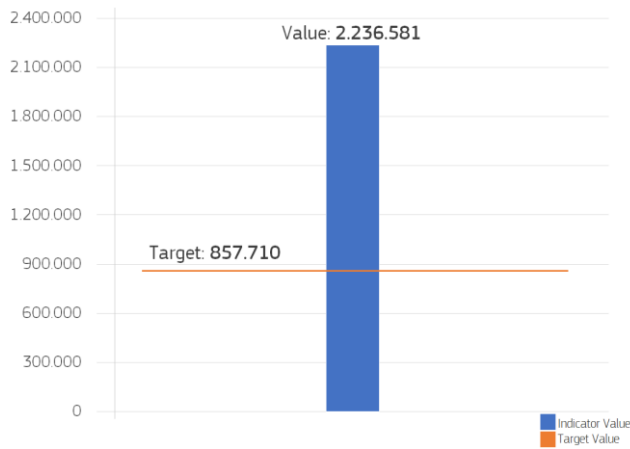
Figure 39: Indicator i2.1.2.2 - Value by Province*



*Only provinces with a value > 50,000

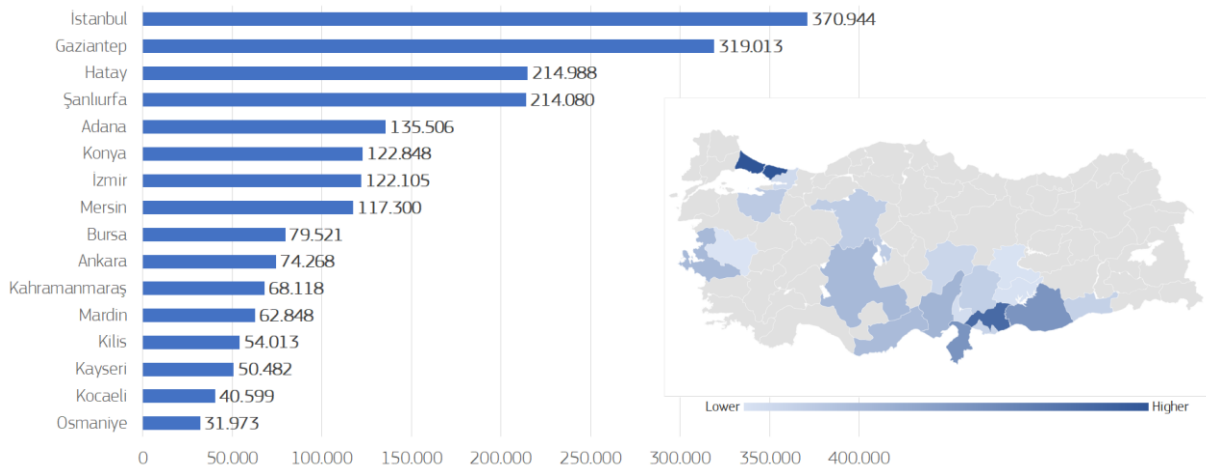
i2.1.2.3 Number of Ante-Natal Care (ANC) consultations

Figure 40: Indicator i2.1.2.3 - Value and Target



- The Facility has supported the provision of more than 2.2 million ANC consultations to pregnant women, an increase from the 1.8 million reported in June 2019.
- ANC provides a vital platform for important health-care functions, including health promotion, screening and diagnosis, and disease prevention.⁴
- Figure 41 (below) provides a provincial breakdown of ANC consultations.

Figure 41: Indicator i2.1.2.3 - Value by Province* and Geographical Distribution

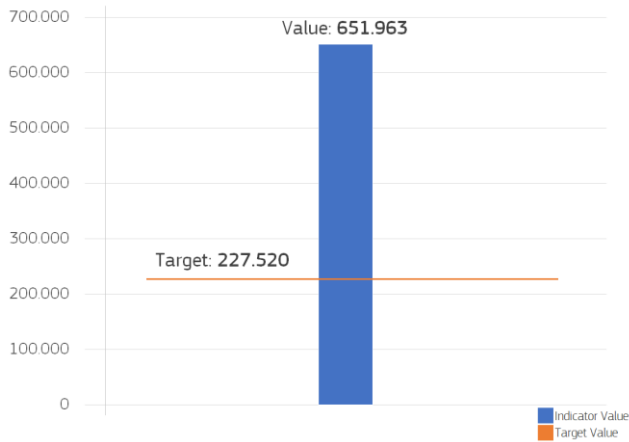


*Only provinces with a value > 30,000

⁴ WHO recommendations on antenatal care for a positive pregnancy experience (2016), <http://apps.who.int/iris/bitstream/handle/10665/250796/9789241549912eng.pdf>

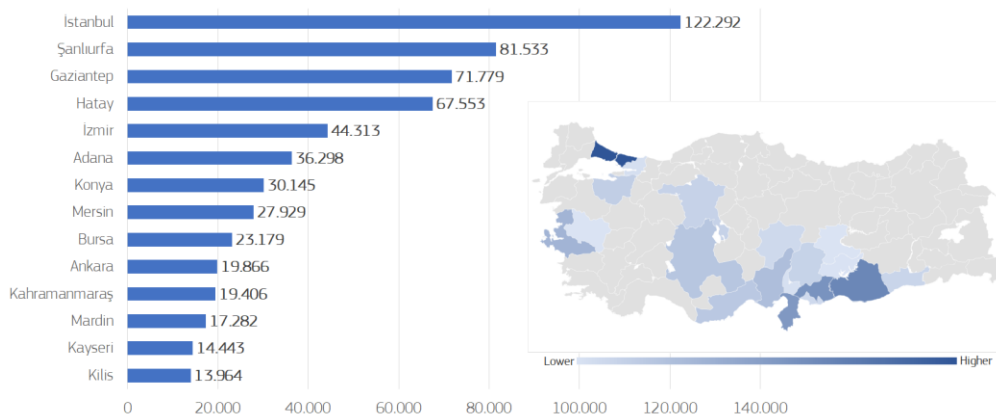
i2.1.2.4 Number of pregnant women who received a minimum of one ANC consultation

Figure 42: Indicator i2.1.2.4 - Value and Target



- Figure 42 (left) shows that at the end of the reporting period a total of 651,963 individual pregnant women had received at least one ANC consultation, significantly surpassing the original target of 227,520. Nevertheless, the effective ante-natal care requires more than one consultation during a pregnancy.
- The geographical distribution (Figure 43) shows that İstanbul, Şanlıurfa, Gaziantep and Hatay are the provinces with the highest number of women who have received a minimum of one ANC consultation.

Figure 43: Indicator i2.1.2.4 - Value by Province* and Geographical Distribution

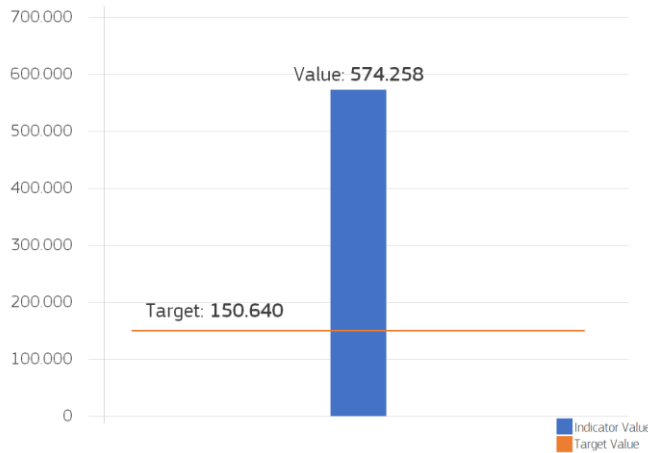


*Only provinces with a value > 10,000

* * * * *

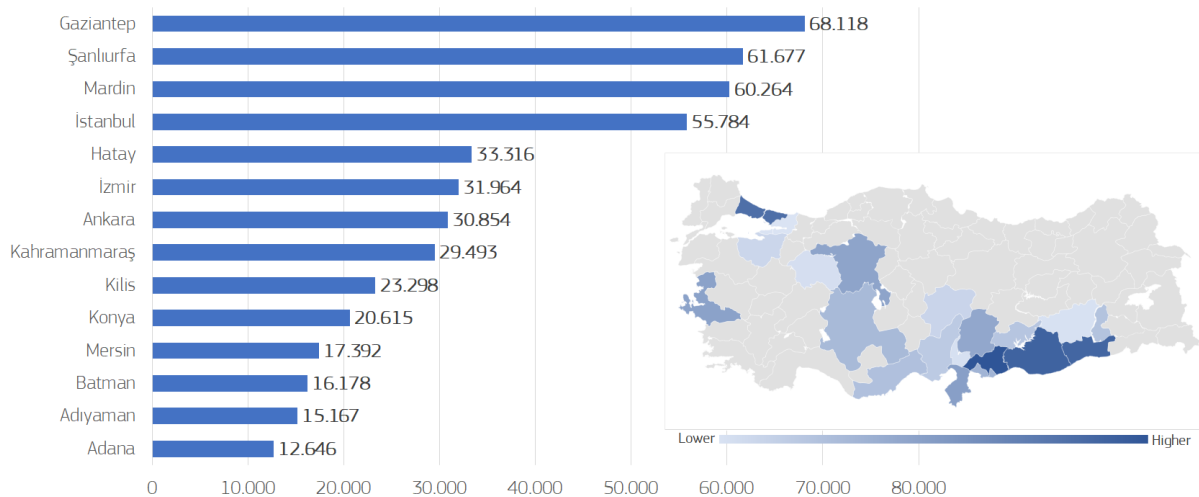
i2.1.2.5 Number of refugees who received mental health and psycho-social support services

Figure 44: Indicator i2.1.2.5 - Value and Target



- By the end of December 2019, a total of 574,258 refugees had benefitted from Facility-funded Mental Health and Psycho-Social Support (MHPSS) services. This represents a 30% increase from the number previously reported (440,180) (i.e. by June 2019).
- A large majority of the beneficiaries were women and girls - 59% of them were female whilst 31% were male. 10% had no gender data reported (graphic not shown).
- Figure 45 shows a large concentration of mental health and PSS services were provided in provinces bordering Syria.

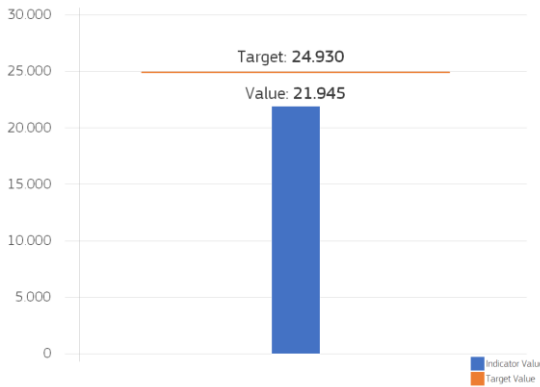
Figure 45: Indicator i2.1.2.5 - Value by Province* and Geographical Distribution



*Only provinces with a value > 10,000

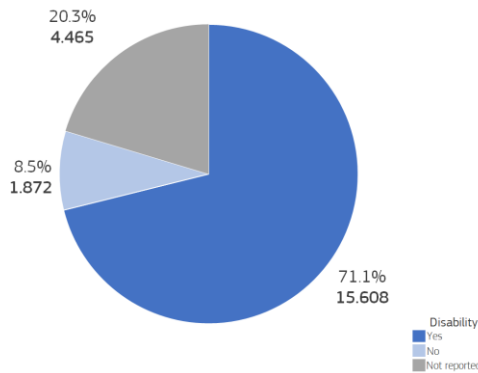
i2.1.2.6 Number of refugees who received specialised treatment in the area of post-operative and rehabilitative care

Figure 46: Indicator i2.1.2.6 - Value and Target



- By the end of December 2019, a total of 21,945 refugees had benefitted from specialised treatment in the area of post-operative and rehabilitative care. This represents an increase of 44% from the previously reported figure (15,223) for June 2019.
- The specialised services consist of integrated rehabilitative care as well as physiotherapy sessions and psychotherapy sessions.
- It is noteworthy that 45% of beneficiaries were female patients (graphic not shown).

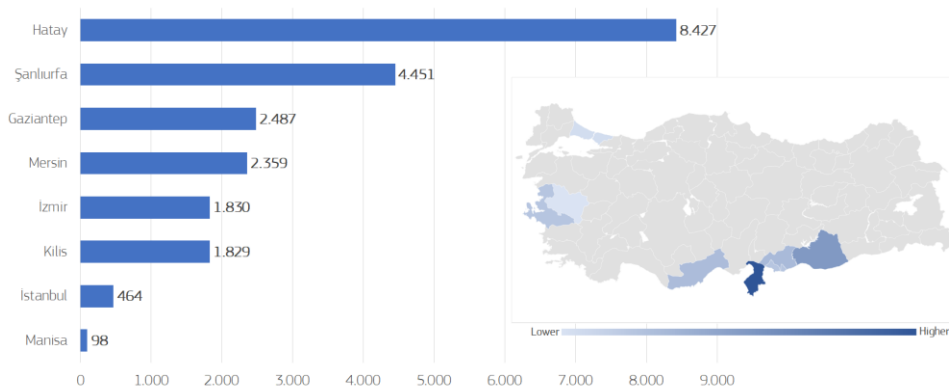
Figure 47: Indicator i2.1.2.6 - Value by Disability



- 71% of the services were taken up by patients with disabilities.
- 9% of services were provided to people without disabilities.
- 20% of the services provided did not indicate whether the beneficiary had a disability, showing that the actual proportion of beneficiaries with disabilities is likely to be higher.

- Service provision is presently centred on the provinces along the Syrian border as well as in Izmir, İstanbul and Mersin as shown below in Figure 48.

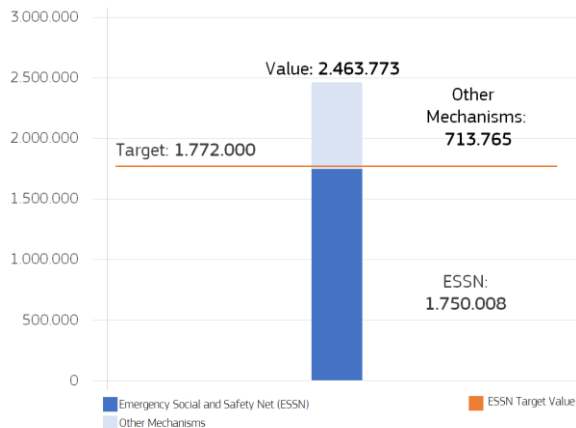
Figure 48: Indicator i2.1.2.6 - Value by Province and Geographical Distribution



ANNEX 4: SOCIO-ECONOMIC SUPPORT SECTOR INDICATORS

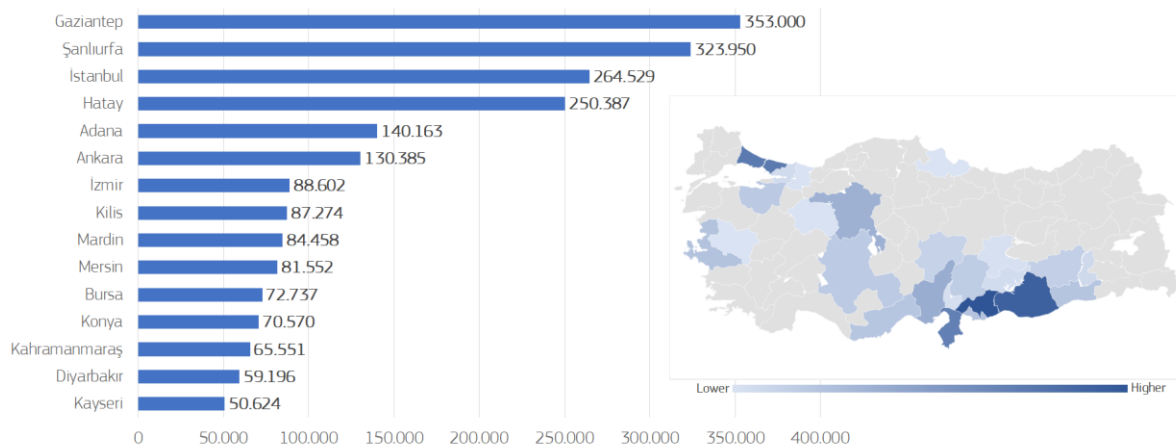
i3.1.1.1 Number of persons under temporary or international protection receiving monthly resource transfers through ESSN or other mechanisms

Figure 49: Indicator i3.1.1.1 - Value and Target



- Over 1.77 million refugees were benefitting from the ESSN cash transfer programme at the end of December 2019, an increase over the 1.65 million reported for June 2019.
- Additionally, almost 714,000 refugees had benefitted from other resource transfer mechanisms.⁵ Combining the two types of assistance together a total of over 2.46 million refugees had benefitted from the assistance.
- 47% of the beneficiaries were female and 46% were male (7% did not report on gender data) (graphic not shown). The provinces with the highest concentration of beneficiaries are shown in Figure 50 (below).

Figure 50: Indicator i3.1.1.1 - Value by Province* and Geographical Distribution**



*Only provinces with a value > 50,000

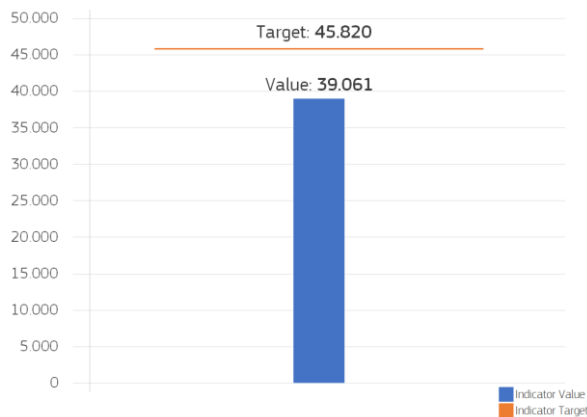
**The map reflects the provinces with the highest concentration of beneficiaries of ESSN as well as other mechanisms.

* * * * *

⁵ 'Other mechanisms' refers to one-off or seasonal assistance. This number is lower than that reported in the previous Facility Monitoring Report because the data reported under the WFP-run precursor to the ESSN program had been erroneously counted under 'other mechanisms' whereas the transfers were in fact regular and monthly, similar to the ESSN." Please note that this pre-ESSN program ended in 2016. Also, the 'other mechanisms' numbers primarily pre-date the ESSN.

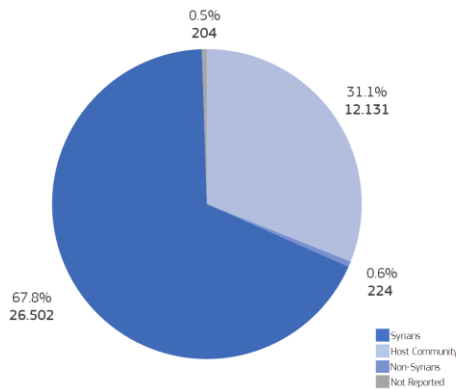
i3.2.1.1 Number of Syrian refugees and host community members who participated in employability skills training programmes

Figure 51: Indicator i3.2.1.1 - Value and Target



- A total of 39,061 individuals had benefitted from employability skills trainings by the end of the reporting period (since the start of the Facility).
- This represents an increase of 86% over the value reported in June 2019, as training programmes have completed their lengthy set-up phases and are actively enrolling participants.

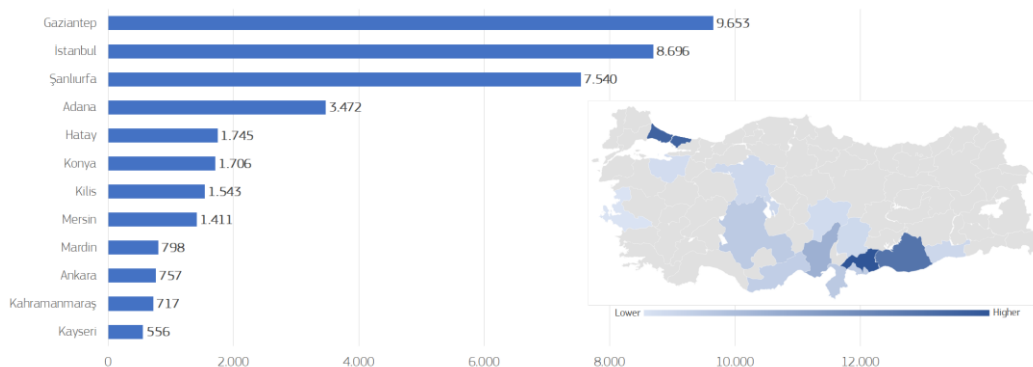
Figure 52: Indicator i3.2.1.1 - Value by Nationality



- Over two-thirds (68%) of the beneficiaries were Syrian nationals, whilst 31% (over 12,000) were from the host community.
- 46% of the beneficiaries were female (graphic not shown).

- The activities have so far been concentrated in 12 provinces, all with a high refugee population (see below).

Figure 53: Indicator i3.2.1.1 - Value by Province* and Geographical Distribution



*Only provinces with a value > 500

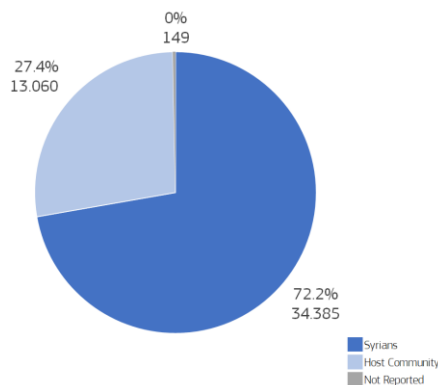
i3.2.1.2 Number of Syrian refugees and host community members who benefitted from employment related services

Figure 54: Indicator i3.2.1.2 - Value and Target



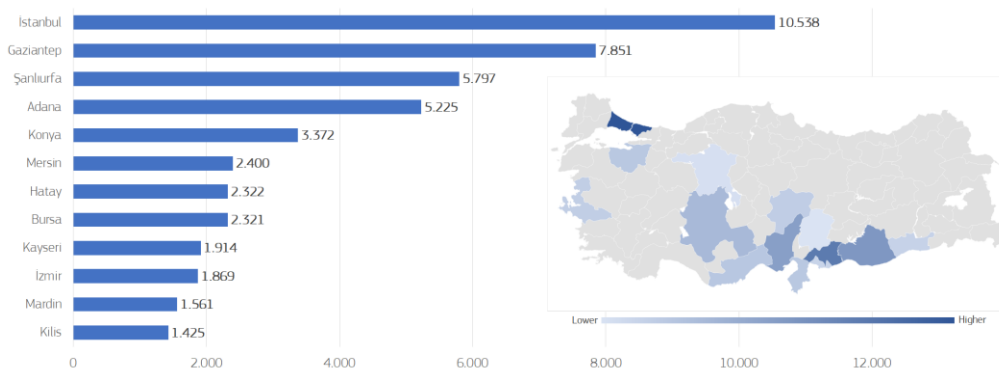
- By the end of December of 2019, a total of 47,594 refugees and host community members had benefitted from employment related services.
- This is nearly double the previous value of 25,974 reported in June 2019. This is due to several Actions completing their preparatory phases and picking up speed.
- 56% of the beneficiaries were reported as being male and 15% as female (for 29% of the beneficiaries the gender was not reported) (graphic not shown).

Figure 55: Indicator i3.2.1.2 - Value by Nationality



- 72% of the beneficiaries of employment related services were Syrian nationals and 27% were host community members (see Figure 55).
- The activities have so far been concentrated in 12 provinces (see Figure 56 (below)).

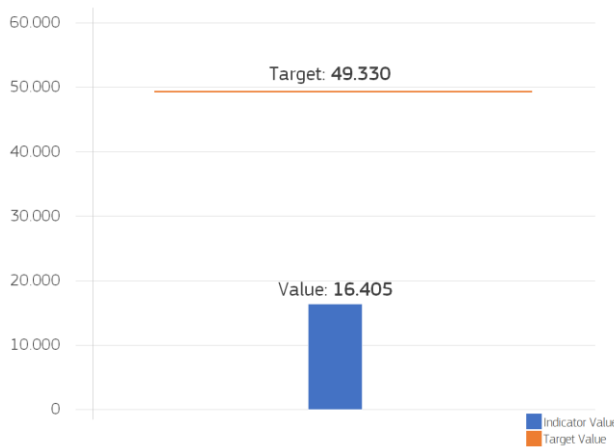
Figure 56: Indicator i3.2.1.2 - Value by Province* and Geographical Distribution



*Only provinces with a value > 1,000

i3.2.1.4 Number of Syrian refugees who completed a Turkish language course outside the formal education system

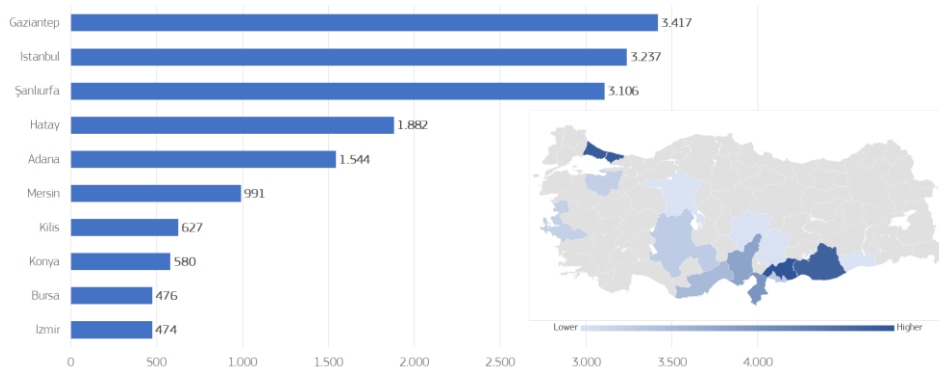
Figure 57: Indicator i3.2.1.4 - Value and Target



- By the end of December 2019, a total of 16,405 TÖMER certificates had been issued to trainees completing Turkish language courses.
- This is more than three times the number (4,688) reported in June 2019. This is due to implementation gaining speed after a prolonged start-up phase.
- More than half (59%) of the trainees were female (graphic not shown).

- The majority of the beneficiaries were living in ten provinces (see Figure 58 below).

Figure 58: Indicator i3.2.1.4 - Value by Province* and Geographical Distribution



*Only provinces with a value > 100

i3.2.1.5 Number of Syrian refugees registered with İŞKUR

Figure 59: Indicator i3.2.1.5 - Value and Target



- By the end of December 2019, a total of 11,471 refugees had been registered with İŞKUR with Facility support.
- This number is calculated based on the number of Syrian refugees who were provided with different types of employment support services following their registration with İŞKUR in Adana, Gaziantep, Şanlıurfa and İstanbul.

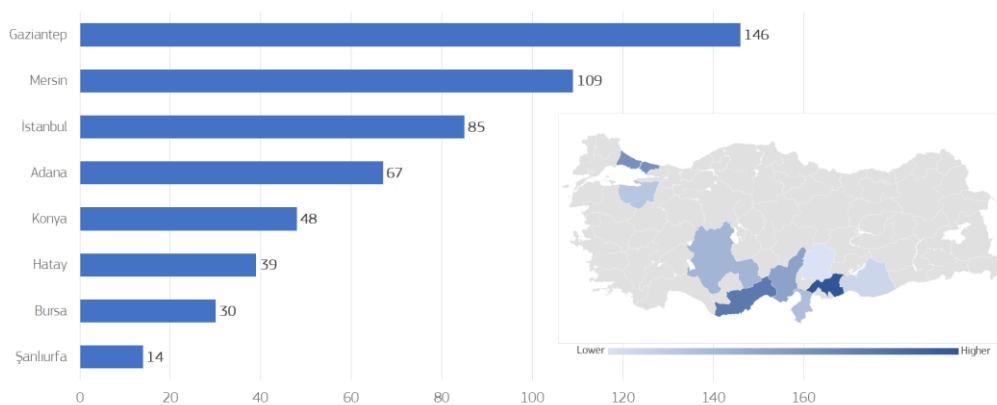
i3.3.1.1 Number of Small and Medium-sized Enterprises (SMEs) that benefitted from coaching

Figure 60: Indicator i3.3.1.1 - Value and Target



- By the end of December 2019, a total of 539 SMEs had been provided with coaching services. This constitutes a significant increase compared to the previously reported figure of 165 for June 2019.
- 69% of the supported SMEs are owned by Syrian refugees.
- The coaching activities have been concentrated in eight provinces, as shown in Figure 61 (below).

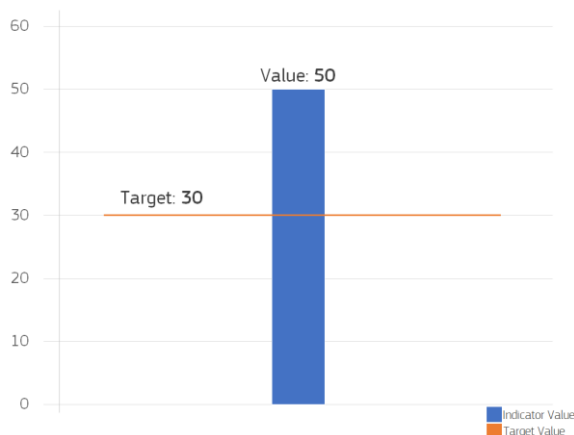
Figure 61: Indicator i3.3.1.1 - Value by Province and Geographical Distribution



* * * * *

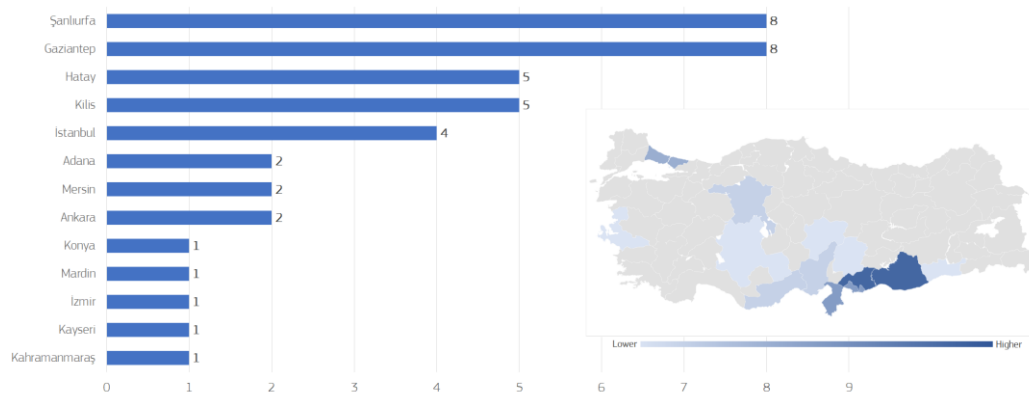
i3.4.1.1 Number of operational community centres supported

Figure 62: Indicator i3.4.1.1 - Value and Target



- A total of 50 operational community centres were being supported by the Facility at the end of December 2019.
- This is three community centres more than that reported in the previous reporting round and is substantially above the target of 30.
- The community centres are located in the 13 provinces presented in Figure 63 below.

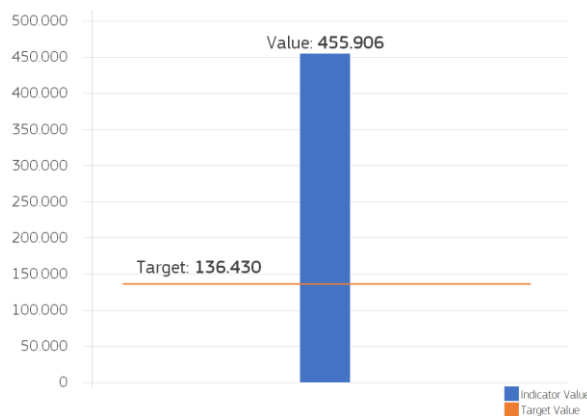
Figure 63: Indicator i3.4.1.1 - Value by Province* and Geographical Distribution



*Province disaggregated data for 9 centres was not available within this reporting period.

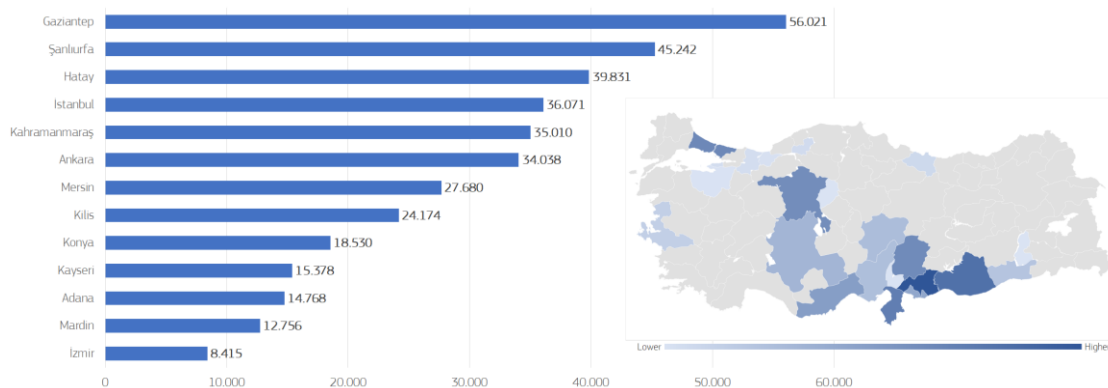
i3.4.1.2 Number of refugees and host community members who participated in social cohesion activities

Figure 64: Indicator i3.4.1.2 - Value and Target



- By the end of December 2019, a total of 455,906 refugees and host community members had participated in social cohesion activities, an increase of 33% from the previous value of 341,996 reported in June 2019.
- There were marginally more female than male participants (44% vs 41%) (where data was reported).
- 46% of participants were Syrian; 7% were of other nationalities and 33% were from the host community (14% not reported).
- Figure 65 below shows the break-down of participation by province.

Figure 65: Indicator i3.4.1.2 - Value by Province* and Geographical Distribution

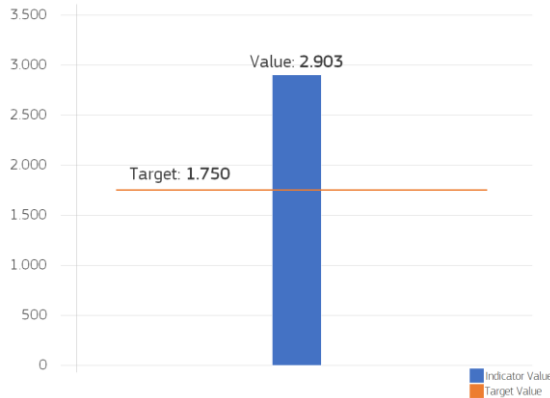


*Only provinces with a value > 5,000

ANNEX 5: MIGRATION MANAGEMENT SECTOR INDICATORS

i4.1.1.1 Number of persons who received training on migration related topics

Figure 66: Indicator i4.1.1.1 - Value and Target

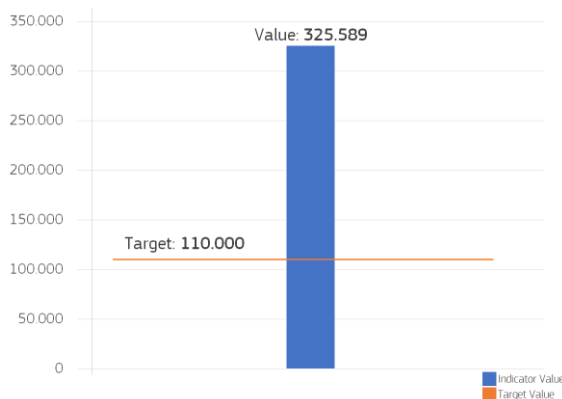


- By the end of December 2019, a total of 2,903 stakeholders from the Directorate of Migration Management (including its Provincial Directorates), Local Municipalities, the Turkish Coast Guard and the media had been trained.
- This is almost 700 more trainees than the number reported for June 2019 (2,215) and significantly exceeds the established target of 1,750.

* * * * *

i4.1.1.4 Number of migrants receiving assistance while hosted in removal centres

Figure 67: Indicator i4.1.1.4 - Value and Target

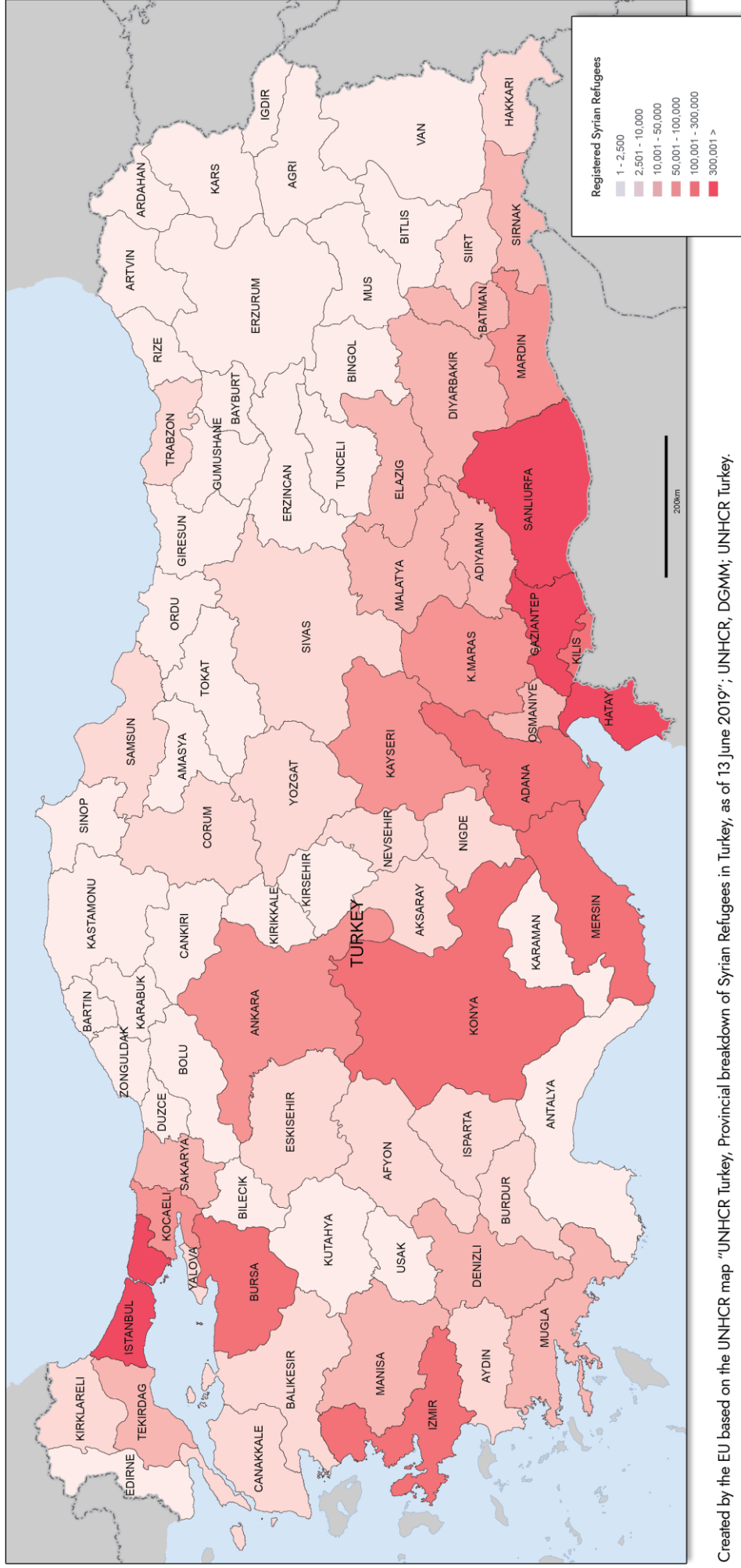


- By the end of December 2019, a total of 325,589 migrants had received assistance while hosted in migrant removal centres (since the start of the Facility).
- This represents a significant increase over the 216,531 value reported in June 2019 and the 139,708 reported in December 2018.

* * * * *

Provincial Breakdown of Syrian Refugees in Turkey

as of 13 June 2019



Created by the EU based on the UNHCR map "UNHCR Turkey, Provincial breakdown of Syrian Refugees in Turkey, as of 13 June 2019"; UNHCR, DGMM; UNHCR Turkey.